



Frontier Electronics Corp.

667 E. COCHRAN STREET, SIMI VALLEY, CA 93065

TEL: (805) 522-9998 FAX: (805) 522-9989

E-mail: frontiersales@frontierusa.com

Web: <http://www.frontierusa.com>

2WATT SURFACE MOUNT ZENER DIODE

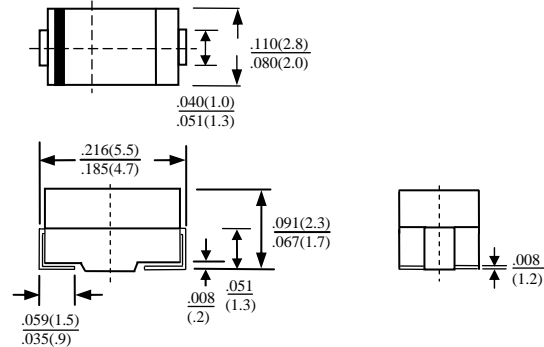
2ZS100B THRU 2ZS350B

FEATURES

- PLASTIC PACKAGE HAS UNDERWRITERS LABORATORY FLAMMABILITY CLASSIFICATION 94V-0
- LOW ZENER IMPEDANCE
- EXCELLENT CLAMPING CAPABILITY

MECHANICAL DATA

- CASE: MOLDED PLASTIC, DO214AC (SMA)
- DIMENSIONS IN INCHES AND (MILLIMETERS)
- TERMINALS: SOLDER PLATED
- POLARITY: INDICATED BY CATHODE BAND
- WEIGHT: 0.064 GRAMS



MAXIMUM RATINGS AND ELECTRICAL CHARACTERISTICS RATINGS AT 25°C AMBIENT TEMPERATURE UNLESS OTHERWISE SPECIFIED STORAGE AND OPERATING TEMPERATURE RANGE -55°C TO +150°C

ELECTRICAL CHARACTERISTICS (TA=25°C UNLESS OTHERWISE NOTED) VF=1.2V MAX, IF = 200mA FOR ALL TYPES								
TYPE	ZENER BREAKDOWN VOLTAGE	DYNAMIC IMPEDANCES @ 25°C TA				MAXIMUM REVERSE CURRENT @ MEASUREMENT VOLTAGE AND 25°C TA		
		V _Z	I _{ZT}	Z _{ZT}	I _{ZK}	Z _{ZK}	V _R	I _R
		V	mA	Ohms	mA	ohms	V	μA
2ZS110B	110	5	750	0.25	5000	80	0.5	
2ZS115B	115	5	750	0.25	5000	85	0.5	
2ZS120B	120	5	850	0.25	5000	90	0.5	
2ZS130B	130	5	1000	0.25	5000	95	0.5	
2ZS140B	140	5	1200	0.25	5000	105	0.5	
2ZS150B	150	5	1300	0.25	5000	110	0.5	
2ZS160B	160	5	1500	0.25	5000	120	0.5	
2ZS170B	170	5	2200	0.25	5000	130	0.5	
2ZS180B	180	5	2200	0.25	5000	140	0.5	
2ZS190B	190	5	2500	0.25	5000	150	0.5	
2ZS200B	200	5	2500	0.25	8000	165	0.5	
2ZS210B	210	5	5000	0.25	9000	165	0.5	
2ZS220B	220	5	5000	0.25	9000	170	0.5	
2ZS230B	230	5	5000	0.25	9000	175	0.5	
2ZS240B	240	5	5000	0.25	9000	180	0.5	
2ZS250B	250	5	5000	0.25	9000	190	0.5	
2ZS260B	260	5	5000	0.25	9000	195	0.5	
2ZS270B	270	5	5000	0.25	9000	200	0.5	
2ZS280B	280	5	5000	0.25	9000	210	0.5	
2ZS290B	290	5	5000	0.25	9000	215	0.5	
2ZS300B	300	5	5000	0.25	9000	220	0.5	
2ZS310B	310	5	5000	0.25	9500	225	0.5	
2ZS320B	320	5	5000	0.25	9500	233	0.5	
2ZS330B	330	5	5000	0.25	9500	240	0.5	
2ZS340B	340	5	5000	0.25	9500	250	0.5	
2ZS350B	350	5	5000	0.25	9500	260	0.5	

NOTE: STANDARD ± 20% , SUFFIX "A" ± 10%, SUFFIX "B" ± 5% "U"+5% -0 %, SUFFIX "D"+0% -5 %, SUFFIX "T" ±10V

RATING AND CHARACTERISTIC CURVES 2ZS110B THRU 2ZS350B

FIG. 1 - MAXIMUM CONTINUOUS POWER DISSIPATION

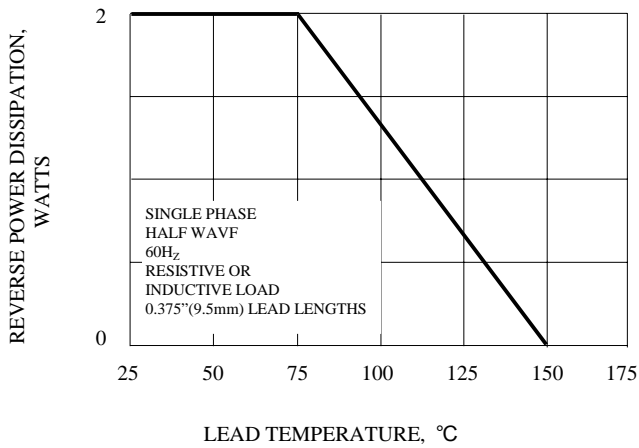


FIG. 2 - ZENER VOLTAGE VERSUS ZENER CURRENT

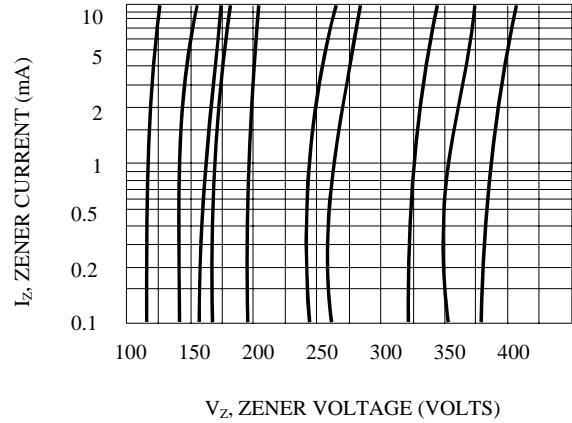


FIG. 3 - TYPICAL INSTANTANEOUS FORWARD CHARACTERISTICS

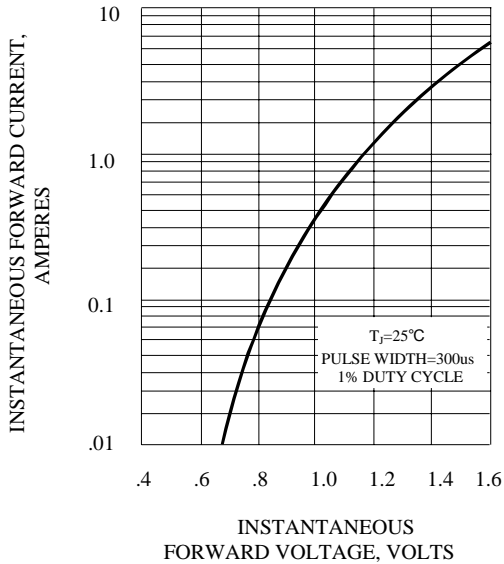


FIG. 4 - TYPICAL REVERSE CHARACTERISTICS

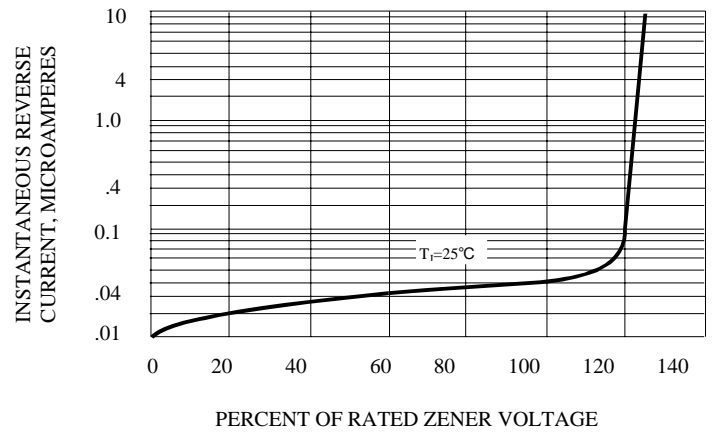


FIG. 5 - TYPICAL TEMPERATURE COEFFICIENTS

