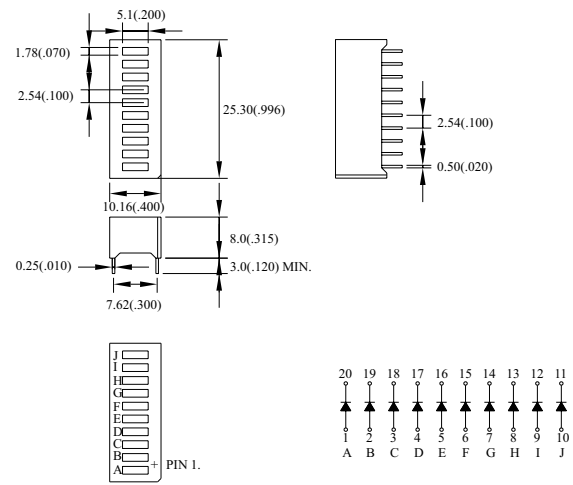
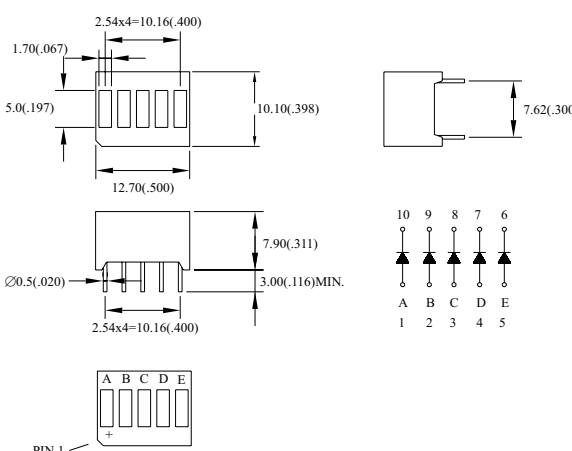
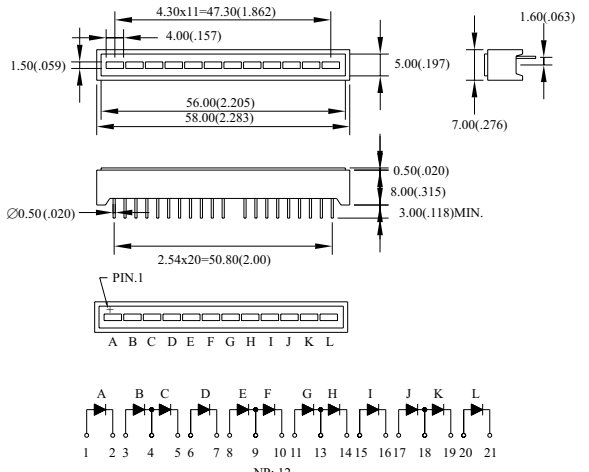
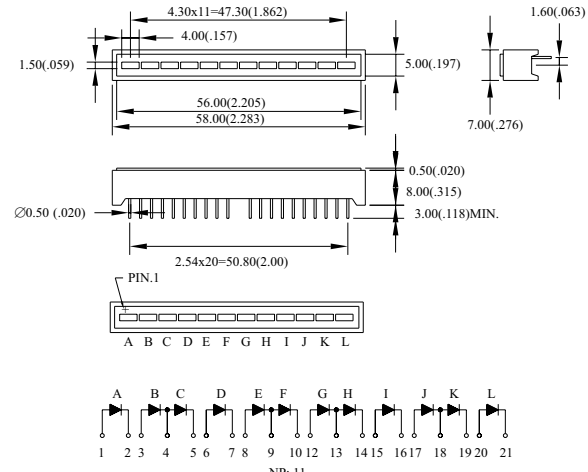
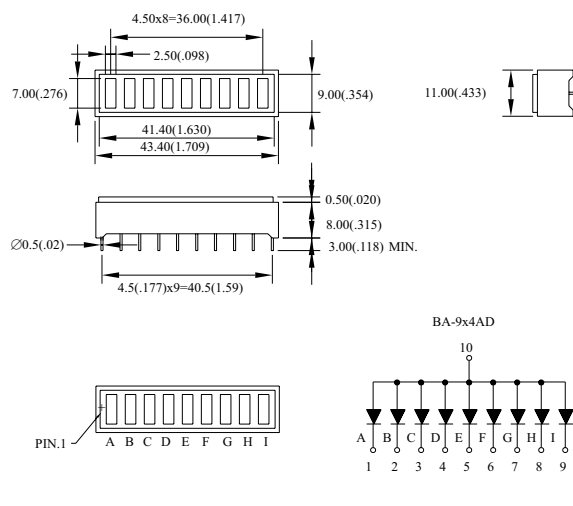
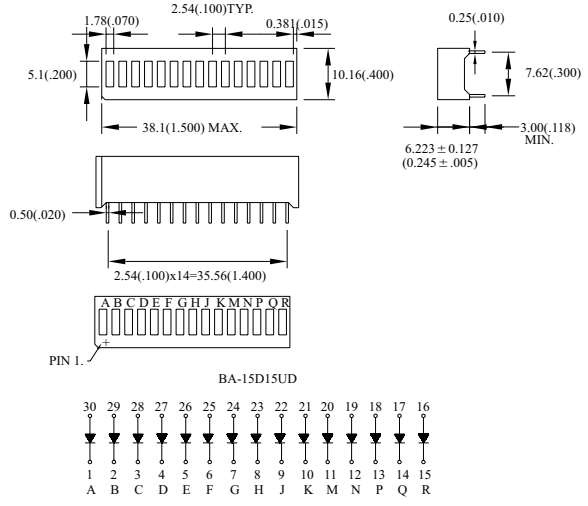




# LED LIGHT BAR & BAR GRAPH ARRAYS

Digit Size	Part No.		Chip		Absolute Maximum Ratings				Electro-optical Data(At 10mA)			Drawing No.
	Common Anode	Common Cathode	Material/Emitted Color	Peak Wave Length $\lambda_p$ (nm)	$\Delta \lambda$ (nm)	Pd (mw)	If (mA)	Ifp (mA)	Vf (v)		Iv. Typ. Per.Seg. (mcd)	
									Typ.	Max.		
1.78*5.10mm 10Bar Graph Array	BA-10R1UD		GaAsP/Red	655	40	80	40	200	1.7	2.0	1.4	AD-01
	BA-10H1UD		GaP/ Bright Red	700	90	40	15	50	2.2	2.5	2.0	
	BA-10G1UD		GaP/ Green	568	30	80	30	150	2.2	2.5	5.0	
	BA-10Y1UD		GaAsP/GaP/ Yellow	585	35	80	30	150	2.1	2.5	4.5	
	BA-10E1UD		GaAsP/GaP/ Hi-Eff.Red	635	45	80	30	150	2.0	2.5	5.0	
			GaAsP/GaP/ Orange									
	BA-10S1UD		GaAlAs/ SH Super Red	660	20	80	30	150	1.7	2.5	8.0	
BA-10D1UD		GaAlAs/ DH Super Red	660	20	80	30	150	1.7	2.5	9.0		
1.70*5.00mm 5Bar Graph Array	BA-5R5UD		GaAsP/Red	655	40	80	40	200	1.7	2.0	1.4	AD-02
	BA-5H5UD		GaP/ Bright Red	700	90	40	15	50	2.2	2.5	2.0	
	BA-5G5UD		GaP/ Green	568	30	80	30	150	2.2	2.5	5.0	
	BA-5Y5UD		GaAsP/GaP/ Yellow	585	35	80	30	150	2.1	2.5	4.5	
	BA-5E5UD		GaAsP/GaP/ Hi-Eff.Red	635	45	80	30	150	2.0	2.5	5.0	
			GaAsP/GaP/ Orange									
	BA-5S5UD		GaAlAs/ SH Super Red	660	20	80	30	150	1.7	2.5	8.0	
BA-5D5UD		GaAlAs/ DH Super Red	660	20	80	30	150	1.7	2.5	9.0		
1.50*4.00mm 12Bar Graph Array	BA-12R3UD		GaAsP/Red	655	40	80	40	200	1.7	2.0	1.2	AD-03
	BA-12H3UD		GaP/ Bright Red	700	90	40	15	50	2.2	2.5	1.8	
	BA-12G3UD		GaP/ Green	568	30	80	30	150	2.2	2.5	4.5	
	BA-12Y3UD		GaAsP/GaP/ Yellow	585	35	80	30	150	2.1	2.5	3.5	
	BA-12E3UD		GaAsP/GaP/ Hi-Eff.Red	635	45	80	30	150	2.0	2.5	4.5	
			GaAsP/GaP/ Orange									
	BA-12S3UD		GaAlAs/ SH Super Red	660	20	80	30	150	1.7	2.5	10.0	
	BA-12D3UD		GaAlAs/ DH Super Red	660	20	80	30	150	1.7	2.5	12.0	
	BA-12R3UD-A		GaAsP/Red	655	40	80	40	200	1.7	2.0	1.2	AD-04
	BA-12H3UD-A		GaP/ Bright Red	700	90	40	15	50	2.2	2.5	1.8	
	BA-12G3UD-A		GaP/ Green	568	30	80	30	150	2.2	2.5	4.5	
	BA-12Y3UD-A		GaAsP/GaP/ Yellow	585	35	80	30	150	2.1	2.5	3.5	
	BA-12E3UD-A		GaAsP/GaP/ Hi-Eff.Red	635	45	80	30	150	2.0	2.5	4.5	
			GaAsP/GaP/ Orange									
BA-12S3UD-A		GaAlAs/ SH Super Red	660	20	80	30	150	1.7	2.5	10.0		
BA-12D3UD-A		GaAlAs/ DH Super Red	660	20	80	30	150	1.7	2.5	12.0		
2.50*7.00mm 9Bar Graph Array	BA-9R4AD	BA-9R4CD	GaAsP/Red	655	40	80	40	200	1.7	2.0	1.2	AD-05
	BA-9H4AD	BA-9H4CD	GaP/ Bright Red	700	90	40	15	50	2.2	2.5	1.8	
	BA-9G4AD	BA-9G4CD	GaP/ Green	568	30	80	30	150	2.2	2.5	4.5	
	BA-9Y4AD	BA-9Y4CD	GaAsP/GaP/ Yellow	585	35	80	30	150	2.1	2.5	3.5	
	BA-9E4AD BA-9E4CD		GaAsP/GaP/ Hi-Eff.Red	635	45	80	30	150	2.0	2.5	4.5	
			GaAsP/GaP/ Orange									
	BA-9S4AD	BA-9S4CD	GaAlAs/ SH Super Red	660	20	80	30	150	1.7	2.5	10.0	
BA-9D4AD	BA-9D4CD	GaAlAs/ DH Super Red	660	20	80	30	150	1.7	2.5	12.0		
1.78*5.10mm 15Bar Graph Array	BA-15R15UD		GaAsP/Red	655	40	80	40	200	1.7	2.0	1.2	AD-06
	BA-15H15UD		GaP/ Bright Red	700	90	40	15	50	2.2	2.5	1.8	
	BA-15G15UD		GaP/ Green	568	30	80	30	150	2.2	2.5	4.5	
	BA-15Y15UD		GaAsP/GaP/ Yellow	585	35	80	30	150	2.1	2.5	3.5	
	BA-15E15UD		GaAsP/GaP/ Hi-Eff.Red	635	45	80	30	150	2.0	2.5	4.5	
			GaAsP/GaP/ Orange									
	BA-15S15UD		GaAlAs/ SH Super Red	660	20	80	30	150	1.7	2.5	10.0	
BA-15D15UD		GaAlAs/ DH Super Red	660	20	80	30	150	1.7	2.5	12.0		

# LED LIGHT BAR & BAR GRAPH ARRAYS

AD-01 BA- 10x1UD	AD-02 BA- 5x5UD
 <p>Technical drawing of BA-10x1UD LED bar graph array. Dimensions include: 5.1(200), 1.78(070), 2.54(100), 25.30(996), 10.16(400), 0.25(.010), 7.62(300), 8.0(315), 3.0(.120) MIN., 2.54(100), 0.50(.020). Pin layout shows 11 pins labeled A through J, with PIN 1 at the bottom left.</p>	 <p>Technical drawing of BA-5x5UD LED bar graph array. Dimensions include: 2.54x4=10.16(400), 1.70(.067), 5.0(.197), 12.70(.500), 10.10(.398), 7.62(300), 7.90(.311), 3.00(.116) MIN., 2.54x4=10.16(400), Ø0.5(.020). Pin layout shows 10 pins labeled A through E, with PIN 1 at the bottom left.</p>
AD-03 BA- 12x3UD	AD-04 BA- 12x3UD-A
 <p>Technical drawing of BA-12x3UD LED bar graph array. Dimensions include: 4.30x11=47.30(1.862), 1.50(.059), 4.00(.157), 5.00(.197), 7.00(.276), 1.60(.063), 56.00(2.205), 58.00(2.283), 0.50(.020), 8.00(.315), 3.00(.118) MIN., 2.54x20=50.80(2.00), Ø0.50(.020). Pin layout shows 12 pins labeled A through L, with PIN 1 at the bottom left. NP: 12.</p>	 <p>Technical drawing of BA-12x3UD-A LED bar graph array. Dimensions include: 4.30x11=47.30(1.862), 1.50(.059), 4.00(.157), 5.00(.197), 7.00(.276), 1.60(.063), 56.00(2.205), 58.00(2.283), 0.50(.020), 8.00(.315), 3.00(.118) MIN., 2.54x20=50.80(2.00), Ø0.50(.020). Pin layout shows 12 pins labeled A through L, with PIN 1 at the bottom left. NP: 11.</p>
AD-05 BA-9x4 <sup>A</sup> <sub>C</sub> D	AD-06 BA- 15x15UD
 <p>Technical drawing of BA-9x4AD LED bar graph array. Dimensions include: 4.50x8=36.00(1.417), 7.00(.276), 2.50(.098), 9.00(.354), 11.00(.433), 41.40(1.630), 43.40(1.709), 0.50(.020), 8.00(.315), 3.00(.118) MIN., 4.5(.177)x9=40.5(1.59), Ø0.5(.020). Pin layout shows 9 pins labeled A through I, with PIN 1 at the bottom left. BA-9x4AD.</p>	 <p>Technical drawing of BA-15D15UD LED bar graph array. Dimensions include: 1.78(.070), 2.54(.100) TYP., 0.38(.015), 0.25(.010), 5.1(200), 10.16(400), 38.1(1.500) MAX., 7.62(300), 6.223 ± 0.127 (0.245 ± .005), 3.00(.118) MIN., 0.50(.020), 2.54(.100)x14=35.56(1.400). Pin layout shows 15 pins labeled A through Q, with PIN 1 at the bottom left. BA-15D15UD.</p>

NOTES: 1.All Dimensions are in millimeters(inches).  
3.Specifications are subject to change without notice.

2.Tolerance is ± 0.25mm(.010").  
4.NP:No Pin. 5.NC:No Connect.