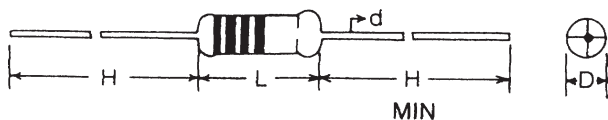


INTRODUCTION

High quality thermally conductive ceramic core with carbon film and conformally protected by multiple epoxy coatings.



DIMENSIONS (mm)

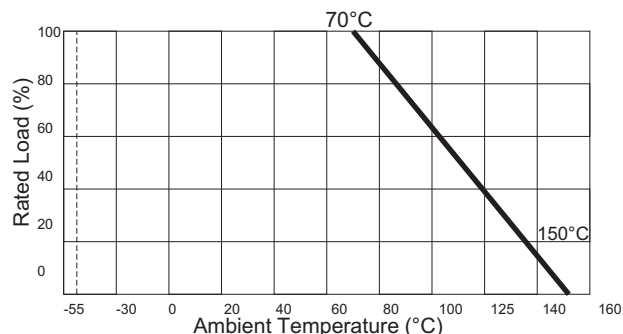
| Type | Small Type | L±.5 | D±.5 | H | d±.05 | Standard Tape | Packing |
|-------|------------|------|------|----|-------|---------------|---------|
| CR12 | CR25M | 3.7 | 1.6 | 20 | 0.5 | T52 | 5000 |
| CR25 | CR50M | 6.5 | 2.5 | 20 | 0.6 | T52 | 5000 |
| CR50S | | 8.5 | 2.8 | 20 | 0.6 | T52 | 5000 |
| | CR100S | 9 | 3.7 | 20 | 0.7 | T52 | 2500 |
| CR100 | | 11 | 4.5 | 26 | 0.8 | T73 | 2000 |
| CR200 | | 16 | 5 | 26 | 0.8 | T73 | 1000 |

•Special tape to tape size by request

FEATURES

- Exceptional Long Term Stability
- Flameproof Coating Available
- Special Values May Be Requested

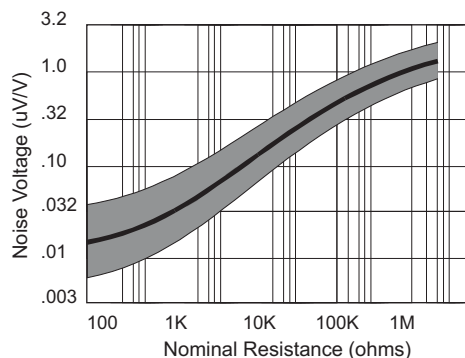
DERATING CURVE



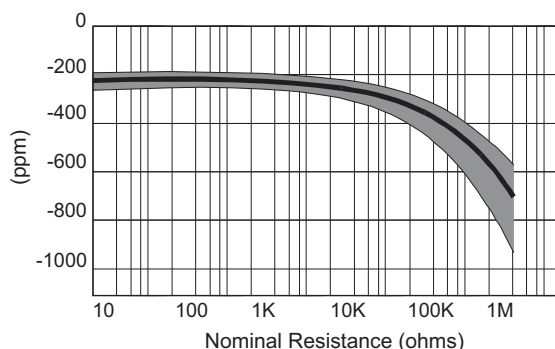
SPECIFICATIONS

| TYPE | CR12 | CR25M/25 | CR50M/50S | CR100S/100/200 |
|--|--|---|---|--|
| Rated Wattage at 70°C | 0.125W/0.16W | 0.25W | 0.50W | 1W/2W |
| Max. Working Voltage | 200V | 250V | 350V | 500V/750V |
| Max. Overload Voltage | 400V | 500V | 750V | 1000V |
| Resistance Tolerance | J(±5%) G(±2%) | J(±5%) G(±2%) | J(±5%) G(±2%) | J(±5%) G(±2%) |
| Ambient Temperature Range. | -55°C ~ +155°C | -55°C ~ +155°C | -55°C ~ +155°C | -55°C ~ +155°C |
| Life | ±3% MAX ±2% AVG | ±3% MAX ±2% AVG | ±3% MAX ±2% AVG | ±3% MAX ±2% AVG |
| Resistance Temp. Characteristics (At 25°C ~ 105°C) | <100K ohm ±4% <1M ohm ±4% <1.5M ohm ±4% <3.3M ohm ±4% | <100K ohm ±4% <1M ohm ±10% <1.5M ohm ±14% | <100K ohm ±4% <1M ohm ±6% <1.5M ohm ±8% <3.3M ohm ±12% | <100K ohm ±4% <1M ohm ±6% <1.5M ohm ±12% |
| Temperature Cycle | ±1% | ±1% | ±1% | ±1% |
| Short-time Overload | ±1% | ±1% | ±1% | ±1% |
| Moisture Resistance | ±3% MAX | ±3% MAX | ±3% MAX | ±3% MAX |
| Terminal Strength | ±0.5% | ±0.5% | ±0.5% | ±0.5% |
| Soldering Heat | ±0.5% | ±0.5% | ±0.5% | ±0.5% |
| Shock and Vibration | ±1% | ±1% | ±1% | ±1% |
| Resistance Range ±5% | 1 ohm ~ 10M ohm | 0.5 ohm ~ 22M ohm | 0.5 ohm ~ 22M ohm | 0.5 ohm ~ 22M ohm |

CURRENT NOISE



SURFACE TEMPERATURE RISE



PART NUMBER EXAMPLE

CR 25 R - 10K - J