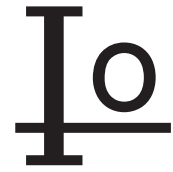
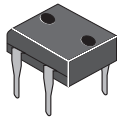


DB101 THRU DB107



SINGLE PHASE 1.0 AMP BRIDGE RECTIFIERS



FEATURES

- * Ideal for printed circuit board
- * Reliable low cost construction utilizing molded plastic technique
- * High surge current capability
- * Polarity: marked on body
- * Mounting position: Any
- * Weight: 1.0 grams

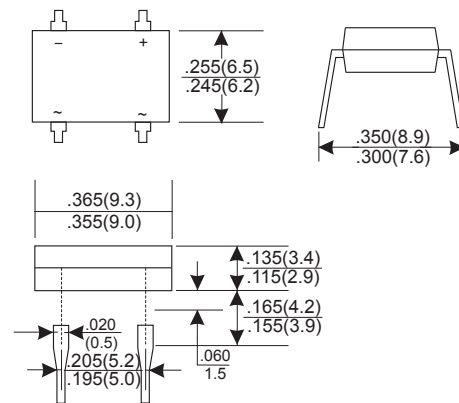
VOLTAGE RANGE

50 to 1000 Volts

CURRENT

1.0 Ampere

DB-1



Dimensions in inches and (millimeters)

MAXIMUM RATINGS AND ELECTRICAL CHARACTERISTICS

Rating 25°C ambient temperature unless otherwise specified.
Single phase half wave, 60Hz, resistive or inductive load.
For capacitive load, derate current by 20%.

TYPE NUMBER	DB101	DB102	DB103	DB104	DB105	DB106	DB107	UNITS	
Maximum Recurrent Peak Reverse Voltage	50	100	200	400	600	800	1000	V	
Maximum RMS Voltage	35	70	140	280	420	560	700	V	
Maximum DC Blocking Voltage	50	100	200	400	600	800	1000	V	
Maximum Average Forward Rectified Current .375"(9.5mm) Lead Length at Ta=40°C								1.0	A
Peak Forward Surge Current, 8.3 ms single half sine-wave superimposed on rated load (JEDEC method)								50	A
Maximum Forward Voltage Drop per Bridge Element at 1.0A D.C.								1.1	V
Maximum DC Reverse Current Ta=25°C								10	μA
at Rated DC Blocking Voltage Ta=125°C								500	μA
Operating Temperature Range, Tj								-65 — +125	°C
Storage Temperature Range, Tstg								-65 — +150	°C

RATING AND CHARACTERISTIC CURVES (DB101 THRU DB107)

FIG.1-TYPICAL FORWARD CURRENT DERATING CURVE

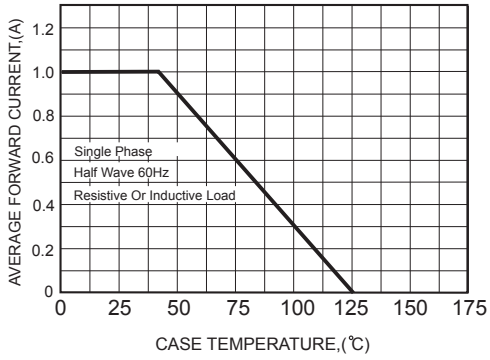


FIG.2-MAXIMUM NON-REPETITIVE FORWARD SURGE CURRENT

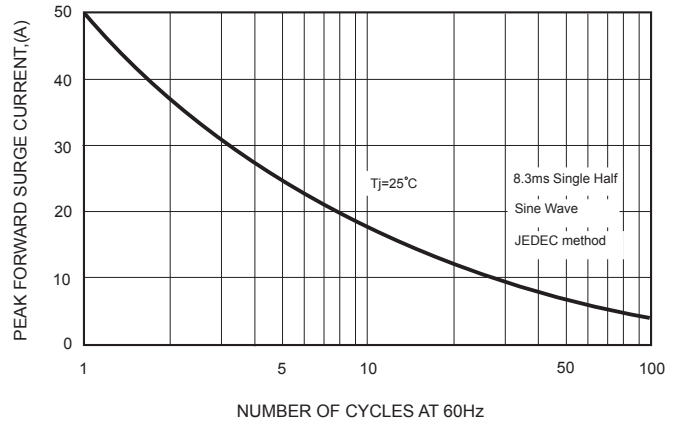


FIG.3-TYPICAL FORWARD CHARACTERISTICS

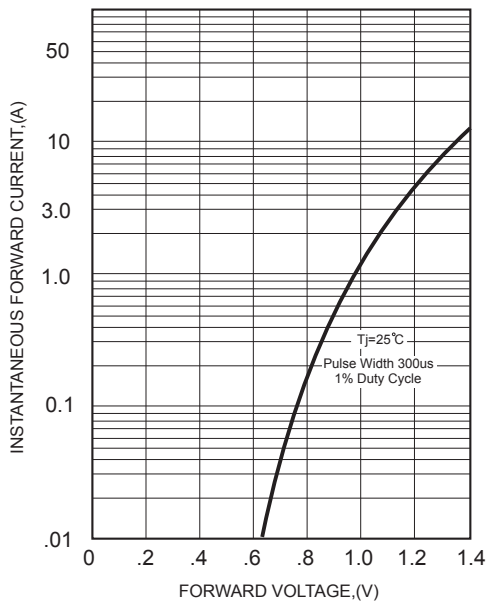


FIG.4-TYPICAL REVERSE CHARACTERISTICS

