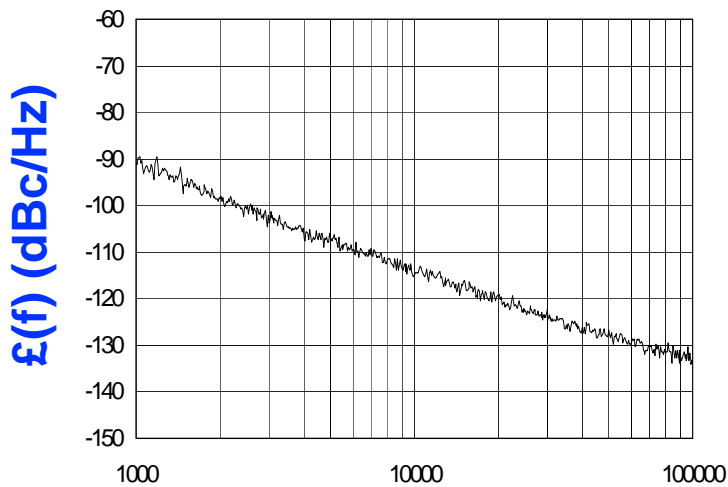


**PHASE NOISE (1 Hz BW, typical)**



**FEATURES**

- Frequency Range: 118 - 160 MHz
- Tuning Voltage: 1-16 Vdc
- MINI-16-L - Style Package

**APPLICATIONS**

- RF Modems
- Earthstations
- Test Instrumentation

**PERFORMANCE SPECIFICATIONS**

	VALUE	UNITS
Oscillation Frequency Range	118 - 160	MHz
Phase Noise @ 10 kHz offset (1 Hz BW, typ.)	-115	dBc/Hz
Harmonic Suppression (2nd, typ.)	-8	dBc
Tuning Voltage	1-16	Vdc
Tuning Sensitivity (avg.)	5	MHz/V
Power Output	0±3	dBm
Load Impedance	50	Ω
Input Capacitance (max.)	500	pF
Pushing	<1	MHz/V
Pulling (14 dB Return Loss, Any Phase)	<1	MHz
Operating Temperature Range	-35 to 85	°C
Package Style	MINI-16-L	

**POWER SUPPLY REQUIREMENTS**

Supply Voltage (Vcc, nom.)	5	Vdc
Supply Current (Icc, typ.)	8	mA

All specifications are typical unless otherwise noted and subject to change without notice.

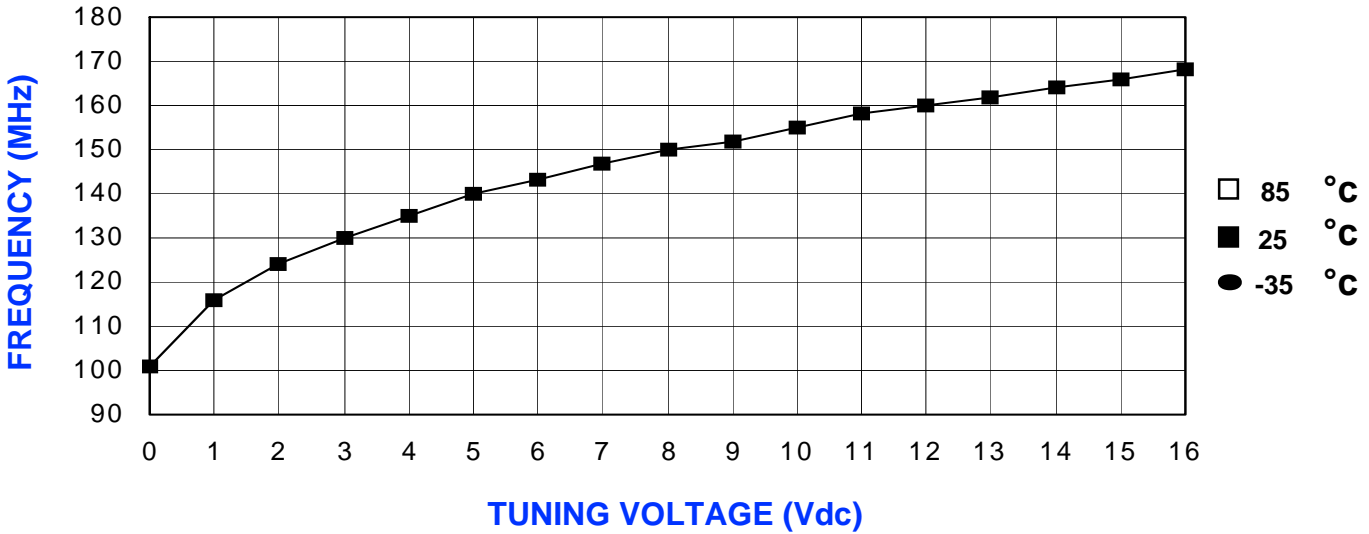
**APPLICATION NOTES**

- AN-100/1 : Mounting and Grounding of VCOs
- AN-102 : Proper Output Loading of VCOs
- AN-107 : How to Solder Z-COMM VCOs

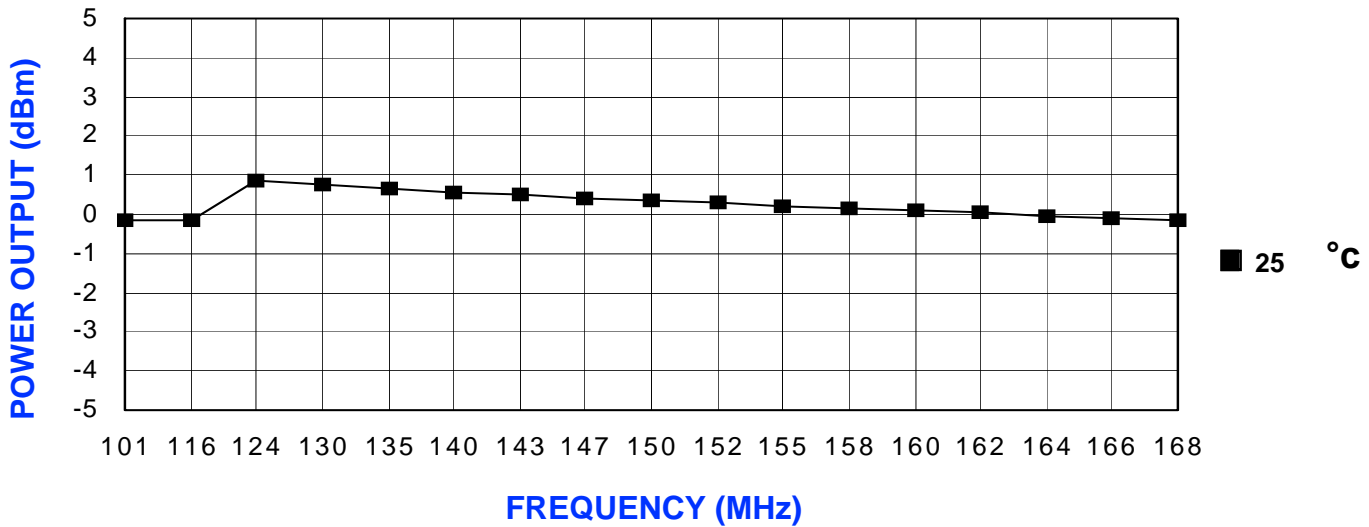
**NOTES:**

PCB plating is Nickel/Gold. This supercedes the statement below in Note 1 under Physical Dimentions, "... boards are solder plated...".

**TUNING CURVE, typ.**



**POWER CURVE, typ.**



**PHYSICAL DIMENSIONS**

