

# MC13-SERIES



## Features

- (1) 2 mounting options :
  - MC13\*\* Screw mounting type
  - MC13\*\*DIN Din rail mounting type
- (2) Worldwide compliance :
  - Voltage rating 3 phase AC500V, 10, 20, 30A
- (3) Safe design :
  - Terminal with cover, Low leakage current
- (4) Environmental compliance : Lead free soldering

## Safety standard

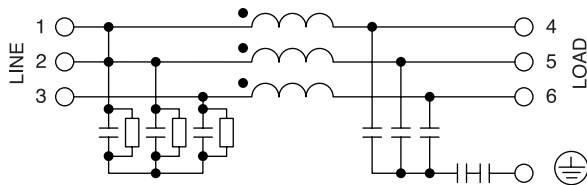
- UL1283
- CSA Std. C22. 2 No. 8
- EN133200

## Specifications

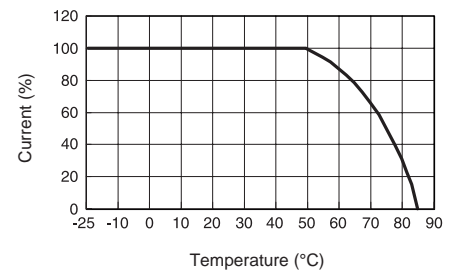
Items	Model	STD type	MC1306	MC1310	MC1320	MC1330
		DIN type	MC1306DIN	MC1310DIN	MC1320DIN	MC1330DIN
1	Rated Voltage (AC)	500V (50/60Hz)				
2	Rated Current (*1)		6A	10A	20A	30A
3	Test Voltage (terminals to base plate, 1min AC)	2000V (100mA) at 25°C, 70% RH				
4	Isolation Resistance (terminals to base plate, 500VDC)	100M min at 25°C, 70% RH				
5	Leakage Current	500V,60Hz	5.0mA max			
6	DC Resistance (three lines)		90m max	68m max	23m max	11m max
7	Temperature Rise	30°C max				
8	Operating Temperature	-25°C ~ +85°C				
9	Operating Humidity	30% ~ 95% RH (No Dewdrop)				
10	Storage Temperature	-40°C ~ +85°C				
11	Storage Humidity	10% ~ 95% RH (No Dewdrop)				
12	Vibration	MC13**	At no operating 10~55~10Hz, Amplitude (Sweep for 1min) 0.825mm constant (Maximum 49.0m/s <sup>2</sup> )X,Y,Z 1hour each At no operating 55~250~55Hz, Acceleration (Sweep for 1min) 19.6m/s <sup>2</sup> , X,Y,Z 1hour each			
		MC13**DIN	At no operating 10~55~10Hz, Acceleration (Sweep for 1min) 9.8m/s <sup>2</sup> , X,Y,Z 1hour each			
13	Weight		600g			

(Note) : Value for Ta≤50°C For Ta>50°C derate according to the derating curve shown on the right.

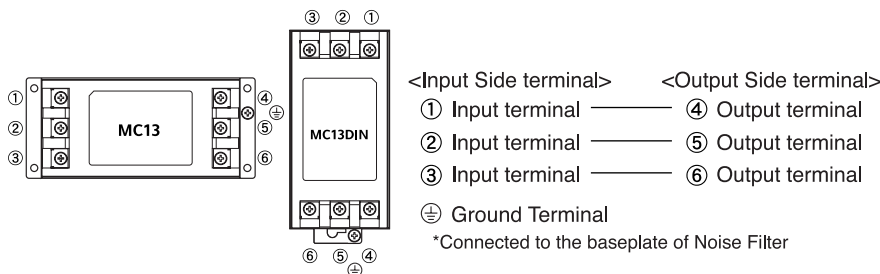
## Circuit



## Derating



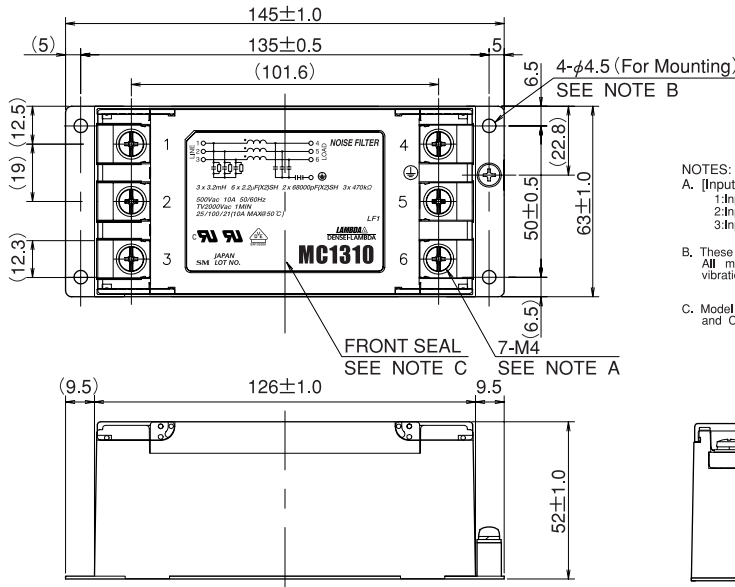
## Terminal Explanation



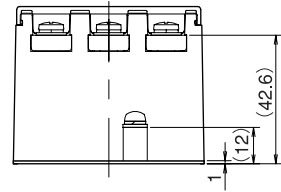
- Request customer specification for further details of specifications, outline, characteristics, etc.  
Read the instruction manual before usage.
- Contact us about delivery before ordering.

# MC13-SERIES

## MC13\*\*

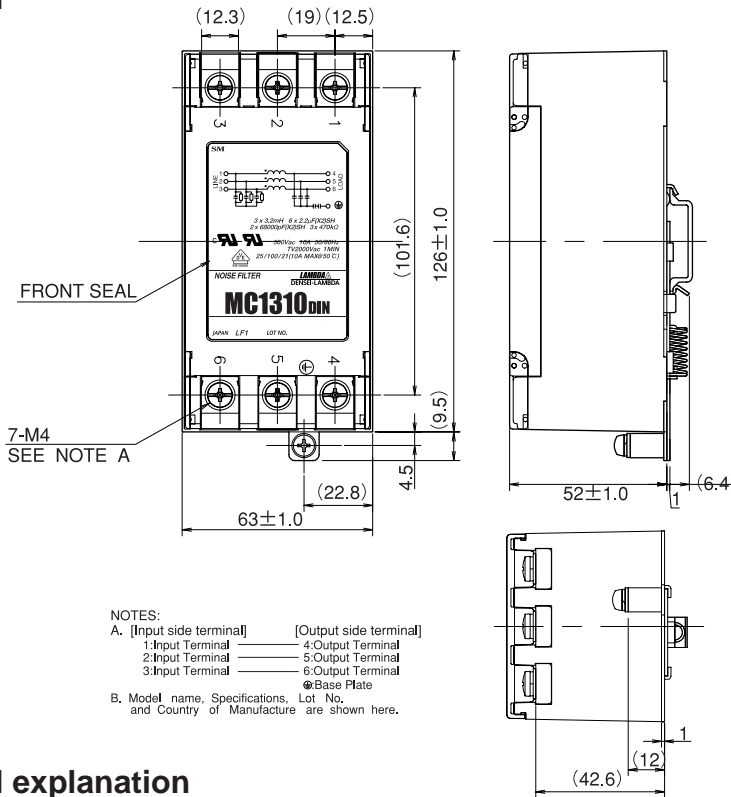


NOTES:  
 A. [Input side terminal] [Output side terminal]  
 1:Input Terminal 4:Output Terminal  
 2:Input Terminal 5:Output Terminal  
 3:Input Terminal 6:Output Terminal  
 ●:Base Plate  
 B. These are for customer's chassis mounting. All must be screwed in order to conform the vibration spec.  
 C. Model name, Specifications, Lot No. and Country of Manufacture are shown here.



(Unit: mm)

## MC13\*\*DIN



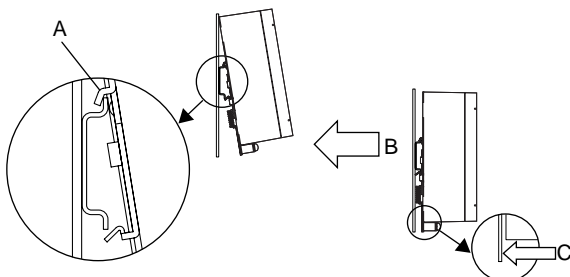
NOTES:  
 A. [Input side terminal] [Output side terminal]  
 1:Input Terminal 4:Output Terminal  
 2:Input Terminal 5:Output Terminal  
 3:Input Terminal 6:Output Terminal  
 ●:Base Plate  
 B. Model name, Specifications, Lot No. and Country of Manufacture are shown here.

(Unit: mm)

## MC13\*\*DIN explanation

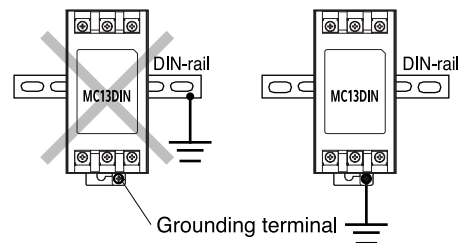
### \*Mounting

MC13\*\*DIN could be mounted on 35mm wide (TS35 type) Din-rail. For mounting, put the part (A) of the unit over the top hat rail and push forward like (B), so that the rail stopper is firmly held on the Din-rail. For unmounting, put a screw driver into the part (C) and lift it up to remove the unit.



### \*Ground

Do not earth with Din-rail. Earth directly from the ground terminal of MC13\*\*DIN.

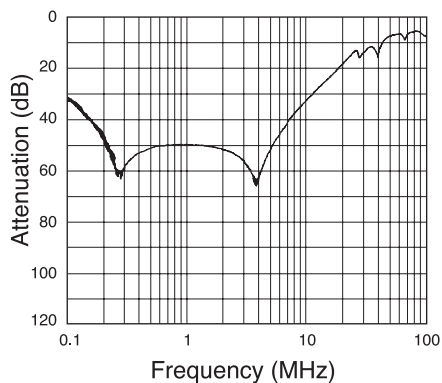


## CHARACTERISTICS

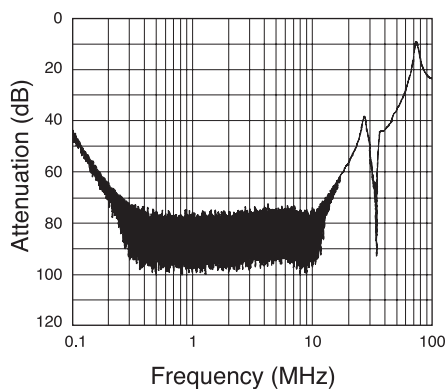
### ■ Attenuation Characteristic (typical)

**MC1306**

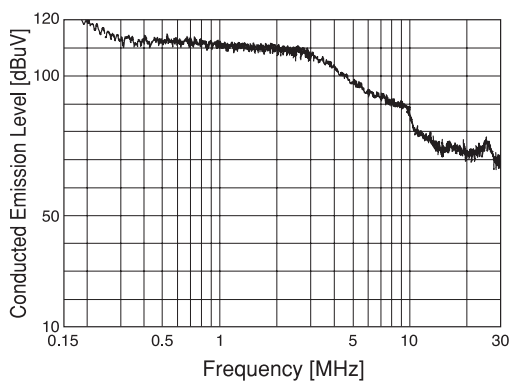
- Asymmetrical



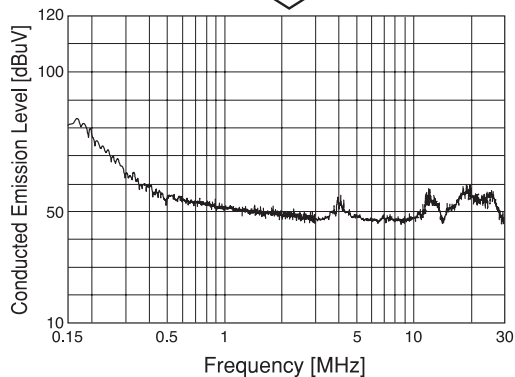
- Symmetrical



- Attenuation characteristics  
Reference Data (Inverter + Motor)

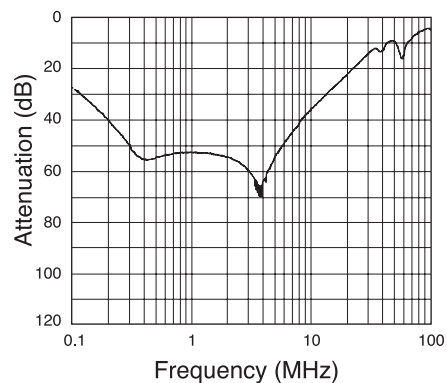


add MC1320

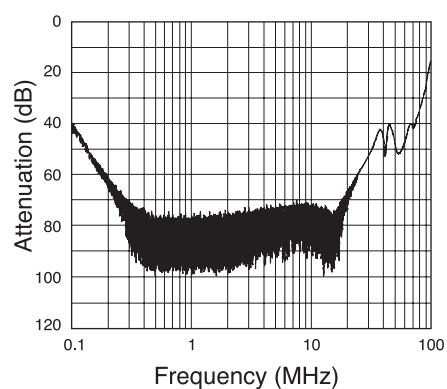


**MC1310**

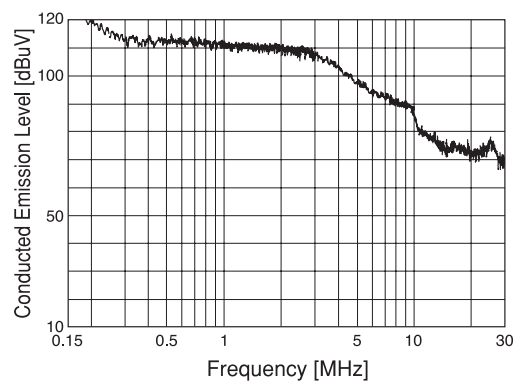
- Asymmetrical



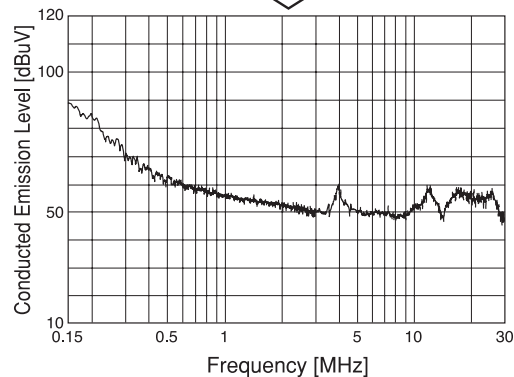
- Symmetrical



- Attenuation characteristics  
Reference Data (Inverter + Motor)



add MC1330



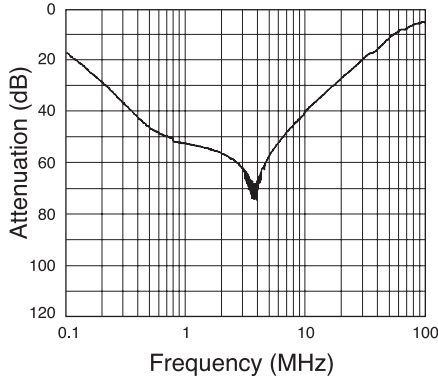
# MC13-SERIES

## CHARACTERISTICS

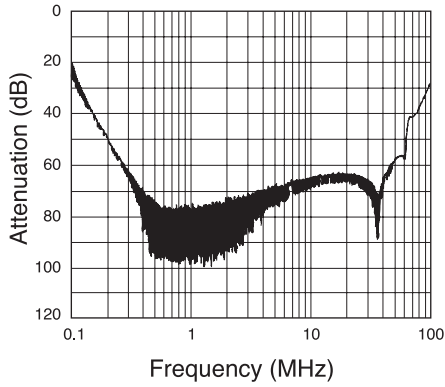
### ■ Attenuation Characteristic (typical)

**MC1320**

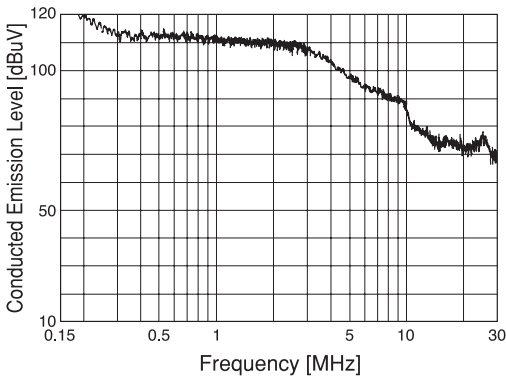
- Asymmetrical



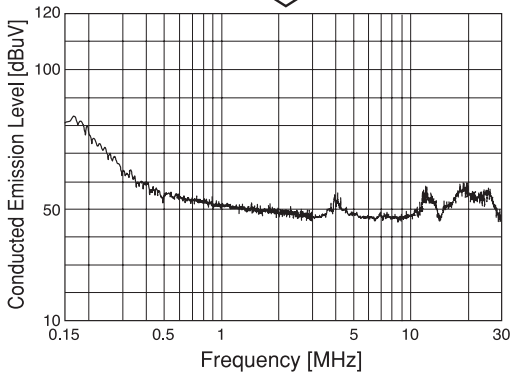
- Symmetrical



- Attenuation characteristics Reference Data (Inverter + Motor)

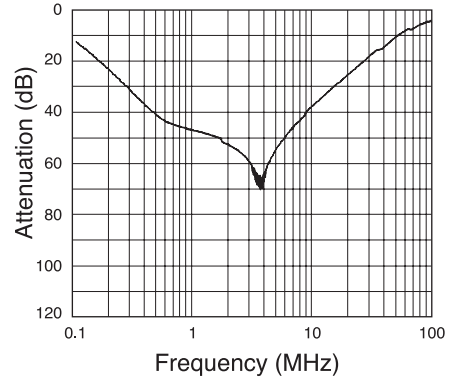


add MC1306

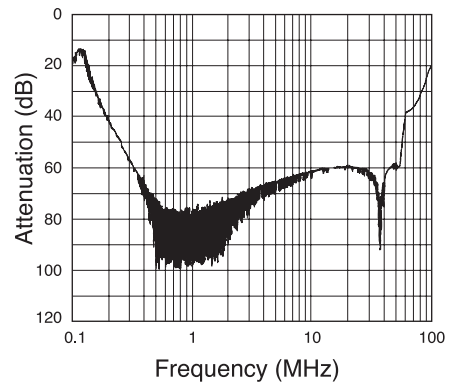


**MC1330**

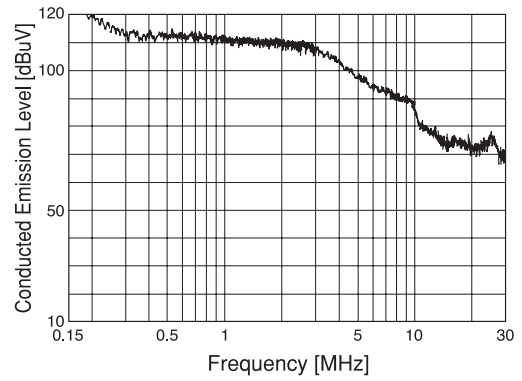
- Asymmetrical



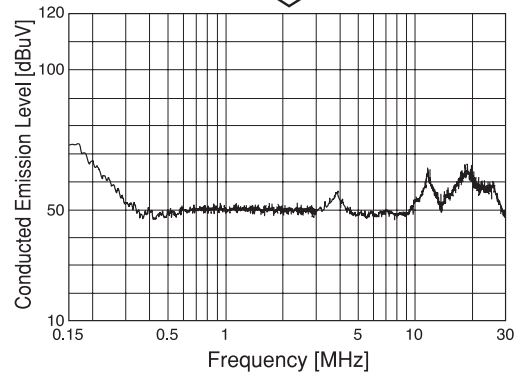
- Symmetrical



- Attenuation characteristics Reference Data (Inverter + Motor)



add MC1310



EMI Noise filter