



### Model name

## KS 15-5

Name of series      Nominal output voltage  
Nominal output power

### Features

- Compact on-board type AC-DC power supply  
Input 85 ~ 132VAC
- Wide Variation  
Output power: 5W, 10W, 15W types  
Output voltage: 5V, 12V, 15V types
- Over current and Over voltage protection
- 1 year warranty

### Specifications

1. Input voltage range	85 ~ 132VAC(47 ~ 440Hz), 110 ~ 175VDC
2. Output voltage range	Fixed
3. Cooling	Convection cooling
4. Operating temperature (Standard mounting)	-10 ~ +70°C -10°C: 80%, 0 ~ +50°C: 100%, +60°C: 60%, +70°C: 25%
5. Withstand voltage	Input-output, input-FG: 2kVAC, output-FG: 500VAC for 1 min.
6. Safety standard	Approved by UL1950  , CSA950  (KS10: Approved by CSA234  )
7. EMI	Conforms to FCC class B and VCCI-class A
8. Functions	Over voltage protection (Zener diode clamp), Over current protection

### Product lineup

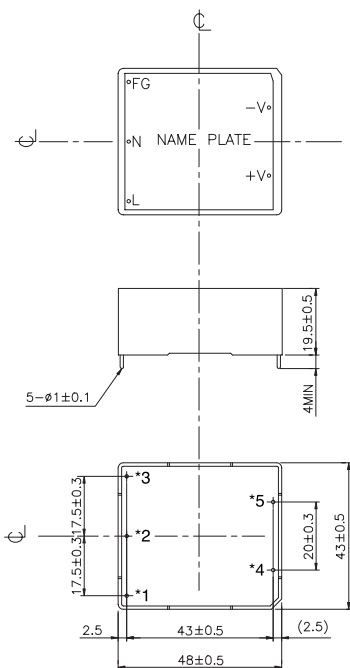
Model	Type	Output voltage	Output current	Output power	UL	CSA
KS5	KS5-5	5V	1.0A	5.0W	○	○
	KS5-12	12V	0.45A	5.4W	○	○
KS10	KS10-5	5V	2.0A	10.0W	○	○
	KS10-12	12V	0.9A	10.8W	○	○
KS15	KS15-5	5V	3.0A	15.0W	○	○
	KS15-12	12V	1.3A	15.6W	○	○

- Request customer specification for further details of specifications, outline, characteristics, etc. Read the instruction manual before usage.
- Contact us about delivery before ordering.

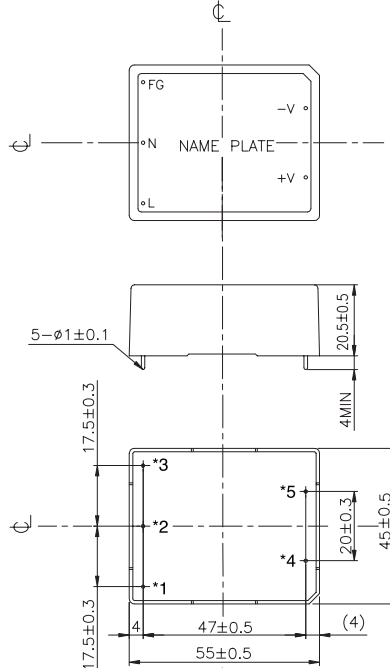
○ : Safety standard approved

### Outline drawing

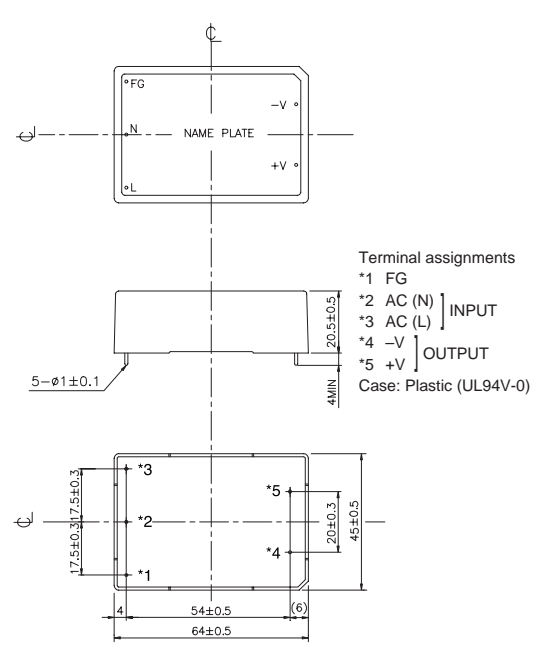
#### KS5



#### KS10



#### KS15




(Unit: mm)

# KWS-SERIES

Single output 5W ~15W  
AC-DC on-board type power supply

**LAMBDA**  
DENSEI-LAMBDA



## Model name

**KWS 5-5**

Name of series: KWS  
Nominal output voltage: 5  
Nominal output power: 5

## Features

- CE marking (Low Voltage Directive)
- Compact on-board type AC-DC power  
Input 85 ~ 265VAC universal input
- Wide Variation  
Output power: 5W, 10W, 15W types  
Output voltage: 5V, 12V, 15V types
- Over current and Over voltage protection
- 1 year warranty

## Specifications

1. Input voltage range	85 ~ 265VAC(47 ~ 440Hz), 110 ~ 340VDC
2. Output voltage range	Fixed
3. Cooling	Convection cooling
4. Operating temperature (Standard mounting)	-10 ~ +70°C -10°C: 80%, 0 ~ +50°C: 100%, +60°C: 60%, +70°C: 25%
5. Withstand voltage	Input-output: 3kVAC, Input-FG: 2kVAC, Output-FG: 500VAC for 1 min.
6. Safety standard	Approved by UL1950, CSA950 (KWS5: Approved by CSA234) and EN60950(TÜV)
7. EMI	Conforms to FCC class B and VCCI-class A
8. Functions	Over voltage protection (Zener diode clamp), Over current protection

## Product lineup

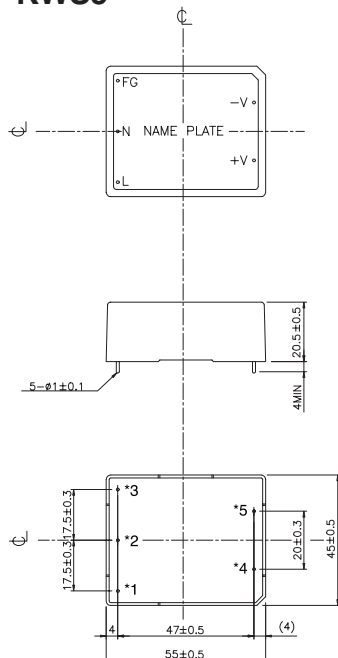
Model	Type	Output voltage	Output current	Output power	UL	CSA	EN
KWS5	KWS5-5	5V	1.0A	5.0W	○	○	○
	KWS5-12	12V	0.45A	5.4W	○	○	○
	KWS5-15	15V	0.35A	5.25W	○	○	○
KWS10	KWS10-5	5V	2.0A	10.0W	○	○	○
	KWS10-12	12V	0.9A	10.8W	○	○	○
	KWS10-15	15V	0.7A	10.5W	○	○	○
KWS15	KWS15-5	5V	3.0A	15.0W	○	○	○
	KWS15-12	12V	1.3A	15.6W	○	○	○
	KWS15-15	15V	1.0A	15.0W	○	○	○

- Request customer specification for further details of specifications, outline, characteristics, etc.  
Read the instruction manual before usage.
- Contact us about delivery before ordering.

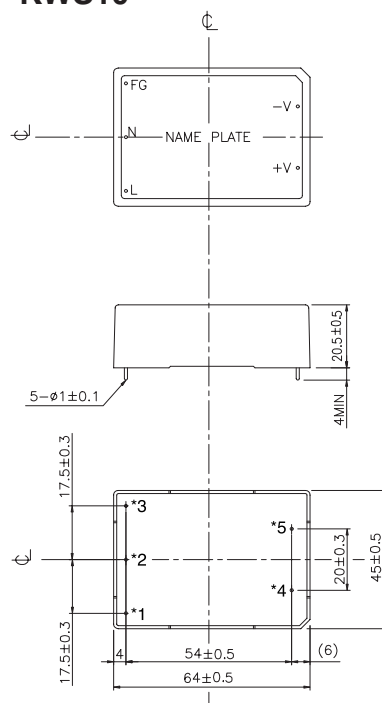
○ : Safety standard approved

## Outline drawing

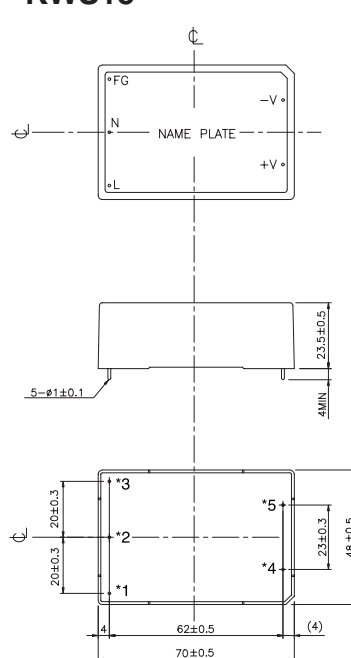
### KWS5



### KWS10



### KWS15



Terminal assignments  
\*1 FG  
\*2 AC (N)  
\*3 AC (L) } INPUT  
\*4 -V  
\*5 +V } OUTPUT  
Case: Plastic (UL94V-0)

(Unit: mm)

On-Board Type Power Supply

# KWD-SERIES

Dual output 5W ~15W  
AC-DC on-board type power supply

**LAMBDA**  
DENSEI-LAMBDA



CE (Low Voltage Directive)

1 year warranty

## Model name




# KWD 15-1515

Name of series      Nominal output power      Nominal output voltage  
1212: ±12V  
1515: ±15V

## Features

- CE marking (Low Voltage Directive)
- Compact on-board type AC-DC power  
Input 85 ~ 265VAC universal input
- Wide Variation  
Output power: 5W, 10W, 15W types  
Output voltage: ±12V, ±15V types
- Over current and Over voltage protection
- 1 year warranty

## Specifications

1. Input voltage range	85 ~ 265VAC(47 ~ 440Hz), 110 ~ 340VDC
2. Output voltage range	Fixed
3. Cooling	Convection cooling
4. Operating temperature (Standard mounting)	-10 ~ +70°C -10°C: 80%, 0 ~ +50°C: 100%, +60°C: 60%, +70°C: 25%
5. Withstand voltage	Input-output: 3kVA, Input-FG: 2kVAC, Output-FG: 500VAC for 1 min.
6. Safety standard	Approved by UL1950  , CSA950  (KWD5: Approved by CSA234  )
7. EMI	Conforms to FCC class B and VCCI-class B
8. Functions	Over voltage protection (CH2 only: Zener diode clamp), Over current protection

## Product lineup

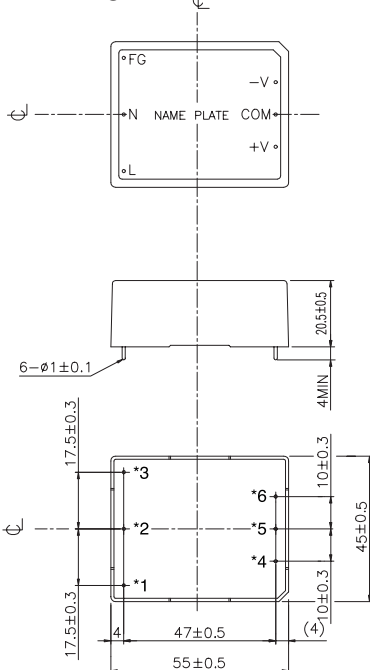
Model name		CH	Output voltage	Output current	Output power	UL	CSA	EN
KWD5	KWD5-1212	1	+12V	0.22A	5.3W	○	○	○
		2	-12V	0.22A				
	KWD5-1515	1	+15V	0.18A	5.4W	○	○	○
		2	-15V	0.18A				
KWD10	KWD10-1212	1	+12V	0.45A	10.6W	○	○	○
		2	-12V	0.45A				
	KWD10-1515	1	+15V	0.36A	10.8W	○	○	○
		2	-15V	0.36A				
KWD15	KWD15-1212	1	+12V	0.65A	15.6W	○	○	○
		2	-12V	0.65A				
	KWD15-1515	1	+15V	0.52A	15.6W	○	○	○
		2	-15V	0.52A				

- Request customer specification for further details of specifications, outline, characteristics, etc.  
Read the instruction manual before usage.
- Contact us about delivery before ordering.

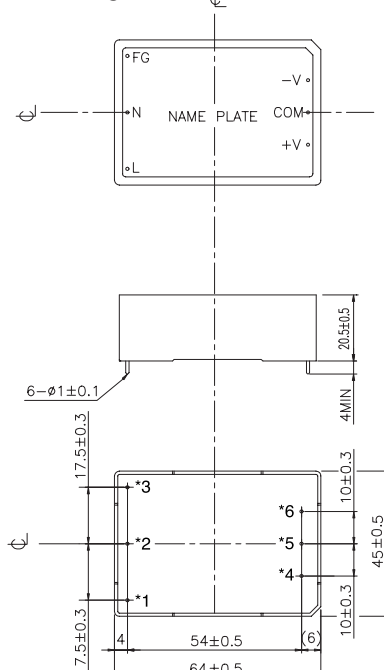
○ : Safety standard approved

## Outline drawing

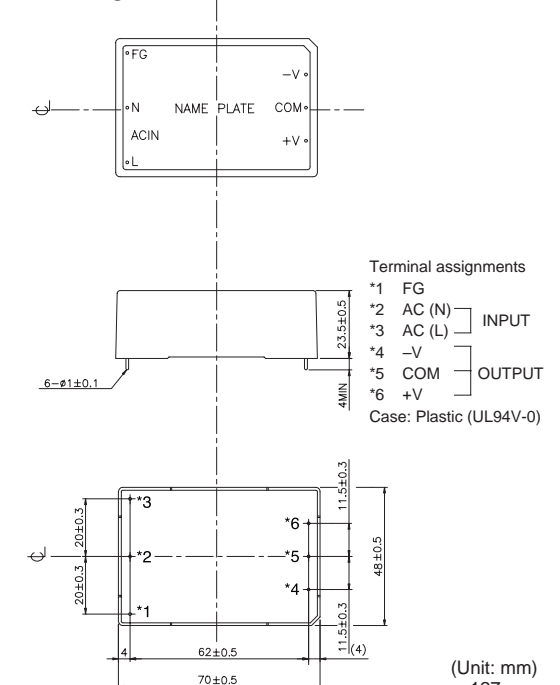
### KWD5



### KWD10



### KWD15



Terminal assignments  
 \*1 FG  
 \*2 AC (N)  
 \*3 AC (L) } INPUT  
 \*4 -V  
 \*5 COM } OUTPUT  
 \*6 +V  
 Case: Plastic (UL94V-0)

(Unit: mm)  
127