

SANYO

No.1349C

GZB2.0 to 36

Silicon Planar Type

1.0W Zener Diodes**Features**

- Glass sleeve structure
- Voltage regulator, surge absorber applications
- Power dissipation : $P = 1.0\text{mW}$
- Zener voltage : $V_Z = 2.0$ to 36V
- Small-sized package : JEDEC DO-41

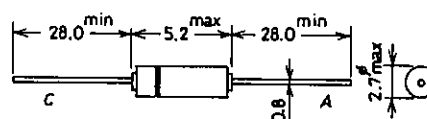
Absolute Maximum Ratings at $T_a = 25^\circ\text{C}$

		unit
Power Dissipation	P	1 W
Junction Temperature	T_j	175 $^\circ\text{C}$
Storage Temperature	T_{stg}	-55 to +175 $^\circ\text{C}$

Electrical Characteristics at $T_a = 25^\circ\text{C}$

Type No.	Zener Characteristics						Reverse Current		
	Zener Voltage, V_Z [V] ($t = 30\text{ms}$)				Dynamic Resistance r_d [Ω] $f = 1\text{kHz}$		Measured Current	I_R	Measured Voltage V_R
	B		C		min	min			
	min	min	min	min			[mA]	[μA]	[V]
GZB2.0	1.88	2.12	2.00	2.24	15	25	40	-200	-0.5
GZB2.2	2.08	2.33	2.20	2.45	12	20	40	-200	-0.7
GZB2.4	2.28	2.56	2.4	2.7	12	20	40	-200	-1
GZB2.7	2.5	2.9	2.7	3.1	9	15	40	-200	-1
GZB3.0	2.8	3.2	3.0	3.4	9	15	40	-100	-1
GZB3.3	3.1	3.5	3.3	3.7	9	15	40	-80	-1
GZB3.6	3.4	3.8	3.6	4.0	9	15	40	-60	-1
GZB3.9	3.7	4.1	3.9	4.4	9	15	40	-40	-1
GZB4.3	4.0	4.5	4.3	4.8	9	15	40	-20	-1
GZB4.7	4.4	4.9	4.7	5.2	7	10	40	-20	-1
GZB5.1	4.8	5.4	5.1	5.7	5	8	40	-20	-1
GZB5.6	5.3	6.0	5.6	6.3	5	8	40	-20	-1.5
GZB6.2	5.8	6.6	6.2	7.0	3	6	40	-20	-3
GZB6.8	6.4	7.2	6.8	7.7	3	6	40	-20	-3.5

Continued on next page.

Package Dimensions 1134
(unit: mm)C: Cathode
A: Anode

SANYO Electric Co., Ltd. Semiconductor Business Headquarters
TOKYO OFFICE Tokyo Bldg., 1-10, 1 Chome, Ueno, Taito-ku, TOKYO, 110 JAPAN

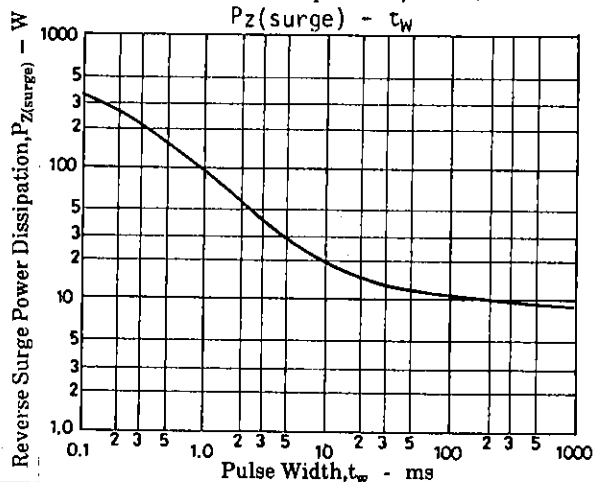
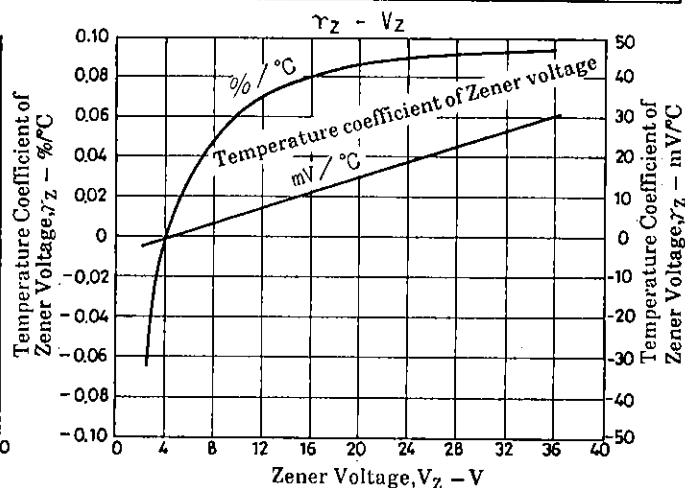
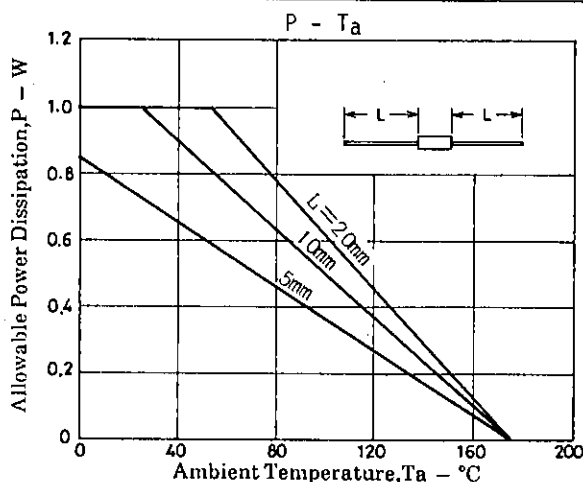
2089TA/1179TA/9194MY, TS №1349-1/3

GZB2.0 to 36

Continued from preceding page.

Electrical Characteristics at $T_a = 25^\circ\text{C}$

Type No.	Zener Characteristics						Reverse Current		
	Zener Voltage, V_Z [V] ($t = 30\text{ms}$)				Dynamic Resistance r_d [Ω] $f = 1\text{kHz}$		Measured Current [mA]	I_R [μA]	Measured Voltage V_R [V]
	B		C		min	min			
	min	min	min	min					
GZB7.5	7.0	7.9	7.5	8.4	2	4	40	-20	-4
GZB8.2	7.7	8.7	8.2	9.3	2	4	40	-20	-5
GZB9.1	8.5	9.6	9.1	10.2	3	6	40	-20	-6
GZB10	9.4	10.6	10.0	11.2	3	6	40	-10	-7
GZB11	10.4	11.6	11.0	12.3	5	8	20	-10	-8
GZB12	11.4	12.6	12.0	13.5	5	8	20	-10	-9
GZB13	12.4	14.1	13.3	15.0	7	10	20	-10	-10
GZB15	13.8	15.6	14.7	16.5	7	10	20	-10	-11
GZB16	15.3	17.1	16.2	18.3	8	12	20	-10	-12
GZB18	16.8	19.1	18.0	20.3	8	12	20	-10	-13
GZB20	18.8	21.2	20.0	22.4	9	14	20	-10	-15
GZB22	20.8	23.3	22.0	24.5	9	14	10	-10	-17
GZB24	22.8	25.6	24.0	27.6	9	16	10	-10	-19
GZB27	25.1	28.9	27.0	30.8	9	16	10	-10	-21
GZB30	28.0	32.0	30.0	34.0	10	18	10	-10	-23
GZB33	31.0	35.0	33.0	37.0	10	18	10	-10	-25
GZB36	34.0	38.0	36.0	40.0	12	20	10	-10	-27



- No products described or contained herein are intended for use in surgical implants, life-support systems, aerospace equipment, nuclear power control systems, vehicles, disaster/crime-prevention equipment and the like, the failure of which may directly or indirectly cause injury, death or property loss.
- Anyone purchasing any products described or contained herein for an above-mentioned use shall:
 - ① Accept full responsibility and indemnify and defend SANYO ELECTRIC CO., LTD., its affiliates, subsidiaries and distributors and all their officers and employees, jointly and severally, against any and all claims and litigation and all damages, cost and expenses associated with such use;
 - ② Not impose any responsibility for any fault or negligence which may be cited in any such claim or litigation on SANYO ELECTRIC CO., LTD., its affiliates, subsidiaries and distributors or any of their officers and employees jointly or severally.
- Information (including circuit diagrams and circuit parameters) herein is for example only; it is not guaranteed for volume production. SANYO believes information herein is accurate and reliable, but no guarantees are made or implied regarding its use or any infringements of intellectual property rights or other rights of third parties.