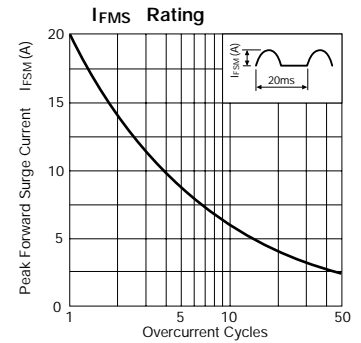
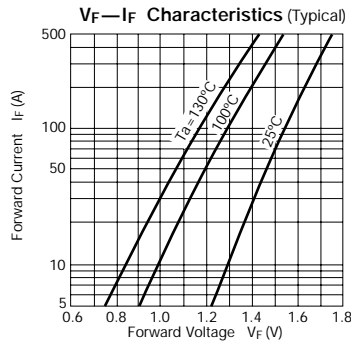
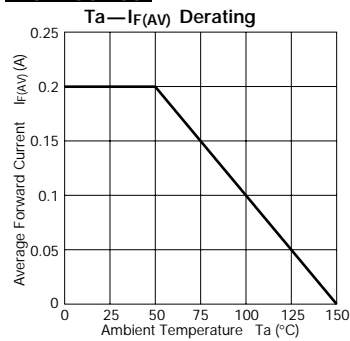


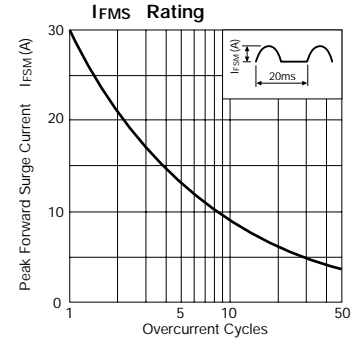
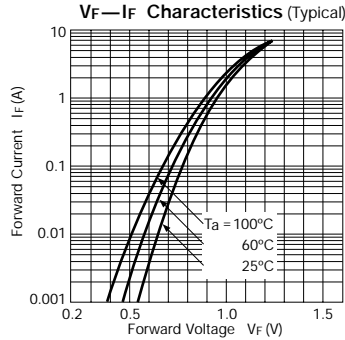
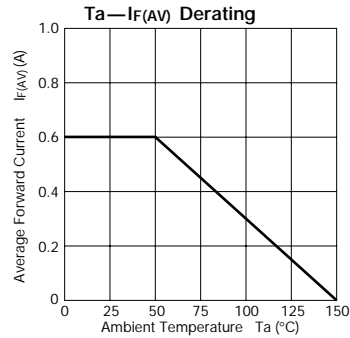
Fast-Recovery Rectifier Diodes

Type No.	Parameter	Absolute Maximum Ratings					Electrical Characteristics (Ta=25°C)							Others	
		VRM (V)	IF(AV) (A)	IFSM (A) 50Hz Half-cycle Sinewave Single Shot	TJ (°C)	Tstg (°C)	VF (V)		IR (μA)	IR (H) (μA)	trr① (μs)	trr② (μs)	Rth(j-ℓ) (°C/W)	Mass (g)	Fig.
							max	IF (A)							
RC 2	2000	0.2	20	-40 to +150	2.0	0.2	10	300	4.0	10/10	1.3	10/20	15	0.4	Ⓐ
EH 1Z	200	0.6	30		1.35	0.6	10	200	4.0	10/10	1.3	10/20	20	0.3	Ⓑ
EH 1	400				1.3	0.6	5	70	4.0	10/10	1.3	10/20	15	0.4	Ⓐ
EH 1A	600														
RH 1Z	200	0.6	35		1.3	0.6	5	70	4.0	10/10	1.3	10/20	15	0.4	Ⓐ
RH 1	400														
RH 1A	600														
RH 1B	800														
RH 1C	1000														

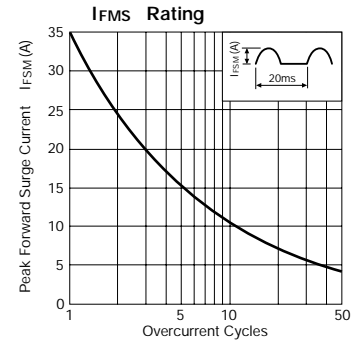
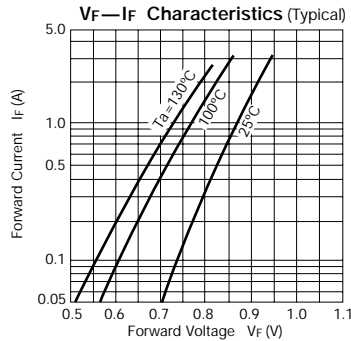
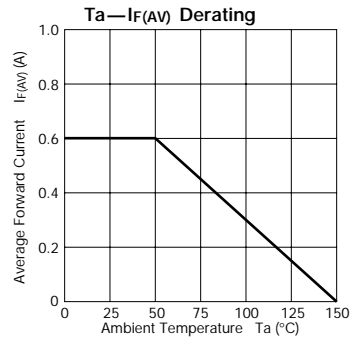
RC 2 series



EH 1 series



RH 1 series



External Dimensions

(Unit: mm)

Flammability:
UL94V-0 or Equivalent

