



DC COMPONENTS CO., LTD.

RECTIFIER SPECIALISTS

**KBK8A
THRU
KBK8M**

TECHNICAL SPECIFICATIONS OF SINGLE-PHASE SILICON BRIDGE RECTIFIER

VOLTAGE RANGE - 50 to 1000 Volts

CURRENT - 8.0 Amperes

FEATURES

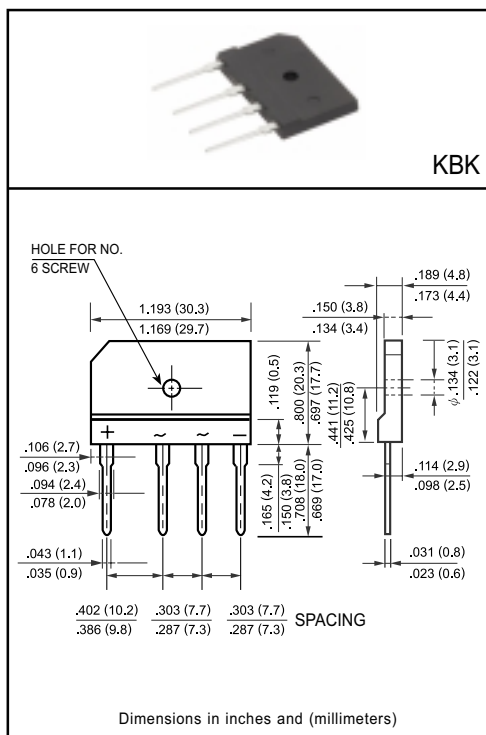
- * Low leakage
- * Low forward voltage
- * Surge overload rating: 170 Amperes peak
- * Ideal for printed circuit boards
- * High forward surge current capability

MECHANICAL DATA

- * Case: Molded plastic
- * Epoxy: UL 94V-0 rate flame retardant
- * Terminals: MIL-STD-202E, Method 208 guaranteed
- * Polarity: Symbols molded or marked on body
- * Mounting position: Any
- * Weight: 6.6 grams

MAXIMUM RATINGS AND ELECTRICAL CHARACTERISTICS

Ratings at 25 °C ambient temperature unless otherwise specified.
Single phase, half wave, 60 Hz, resistive or inductive load.
For capacitive load, derate current by 20%.



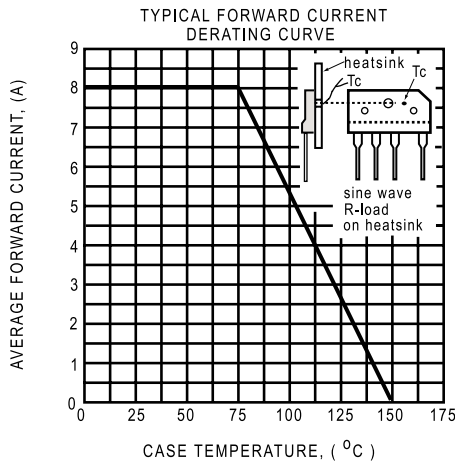
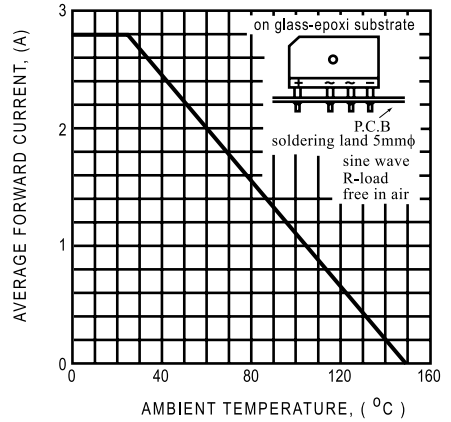
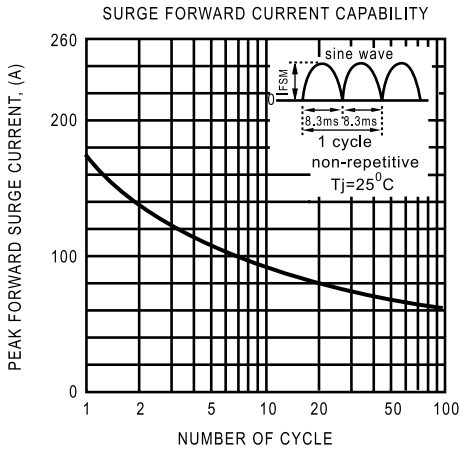
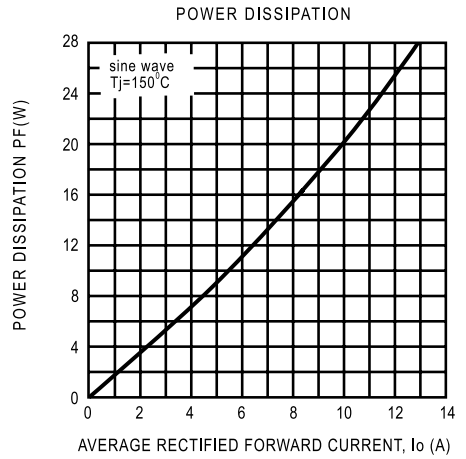
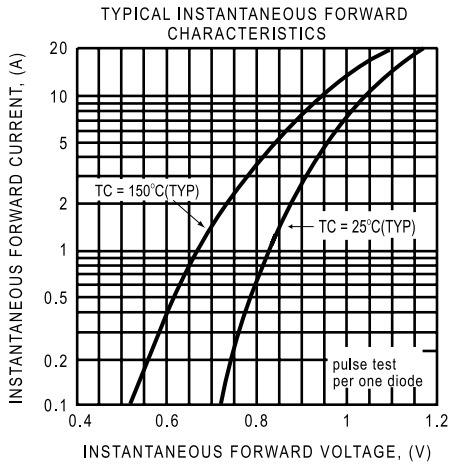
	SYMBOL	KBK8A	KBK8B	KBK8D	KBK8G	KBK8J	KBK8K	KBK8M	UNITS
Maximum Recurrent Peak Reverse Voltage	V _{RRM}	50	100	200	400	600	800	1000	Volts
Maximum RMS Bridge Input Voltage	V _{RMS}	35	70	140	280	420	560	700	Volts
Maximum DC Blocking Voltage	V _{DC}	50	100	200	400	600	800	1000	Volts
Maximum Average Forward Output Current at T _c = 75° C	I _o	8.0							Amps
Peak Forward Surge Current 8.3 ms single half sine-wave superimposed on rated load (JEDEC Method)	I _{FSM}	170							Amps
Maximum Forward Voltage Drop per Element at 4.0A DC	V _F	1.1							Volts
Maximum DC Reverse Current at Rated DC Blocking Voltage per element	@ T _A = 25° C	10							uAmps
	@ T _A = 100° C	500							
i ² t Rating for Fusing (t<8.3ms)	i ² t	120							A ² Sec
Typical Junction Capacitance (Note1)	C _J	55							pF
Typical Thermal Resistance (Note 2)	RθJA	15							°C/W
Operating Temperature Range	T _J T _{STG}	-55 to + 150							°C

NOTES : 1.Measured at 1 MHz and applied reverse voltage of 4.0 volts

2. Thermal Resistance from Junction to Case per element Unit mounted on 300x300x1.6mm Aluminum plate heat-sink.

RATING AND CHARACTERISTIC CURVES

(K BK8A THRU K BK8M)



DC COMPONENTS CO., LTD.