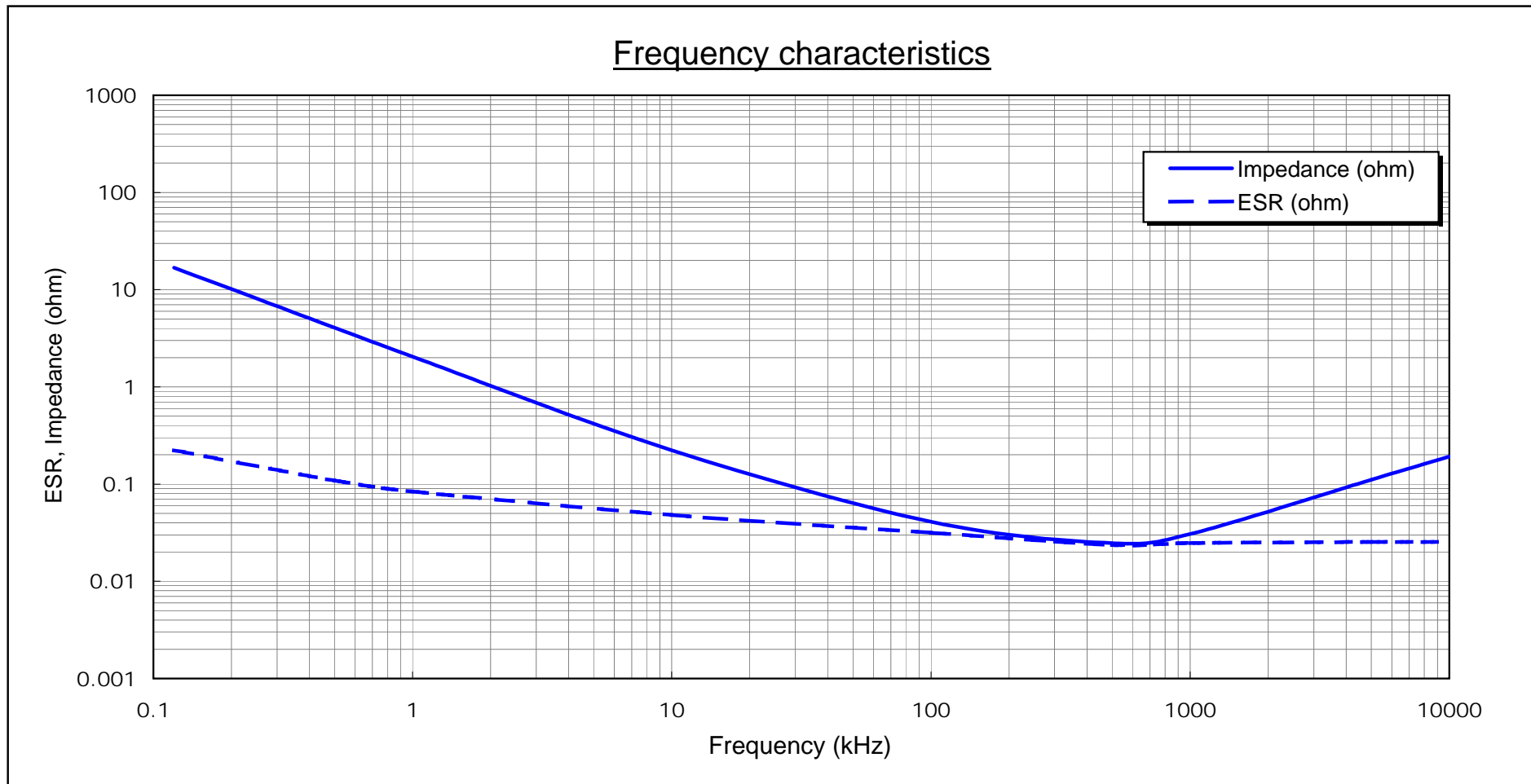


OS-CON DATA SHEET

OS-CON 16SVP82M

No.OS02N-DFSVP028

Frequency (kHz)	0.12	0.5	1	10	100	500	1000	5000	10000
Impedance (ohm)	16.81	4.08	2.05	0.223	0.041	0.025	0.031	0.111	0.192
ESR (ohm)	0.22	0.11	0.08	0.048	0.032	0.024	0.025	0.025	0.025



Measuring equipment: HP4194A
Test fixture: HP16047C
Measuring position: root of leads

OS Engineering Department, OS-CON Control Department
Saga SANYO Industries Co., Ltd.

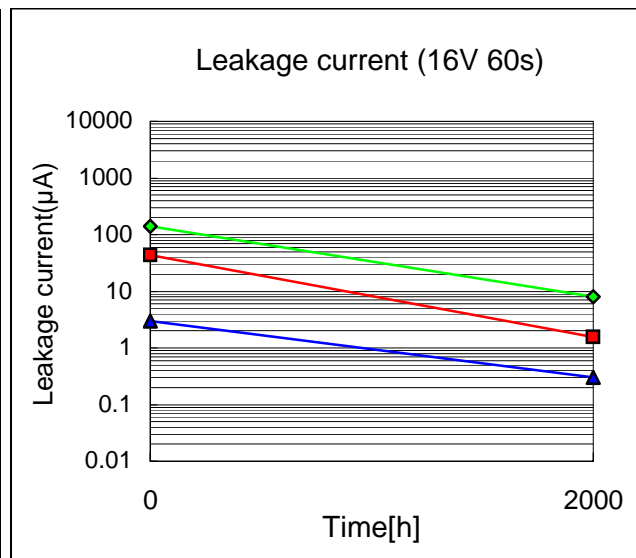
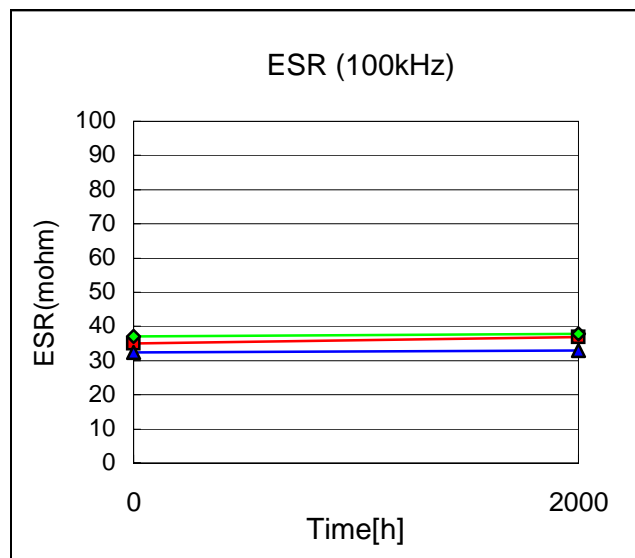
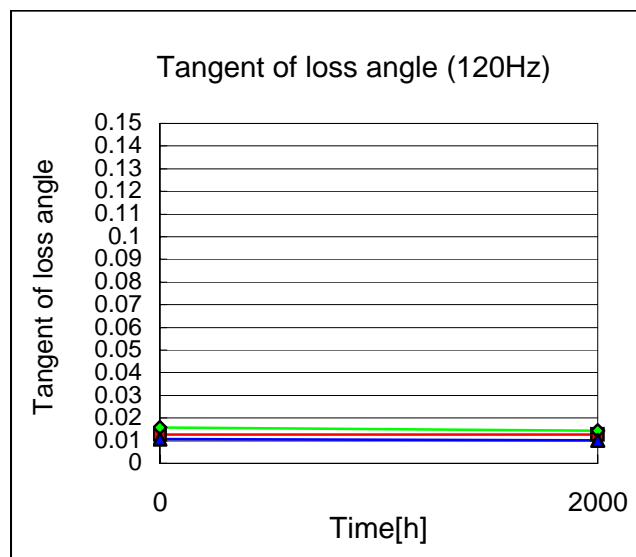
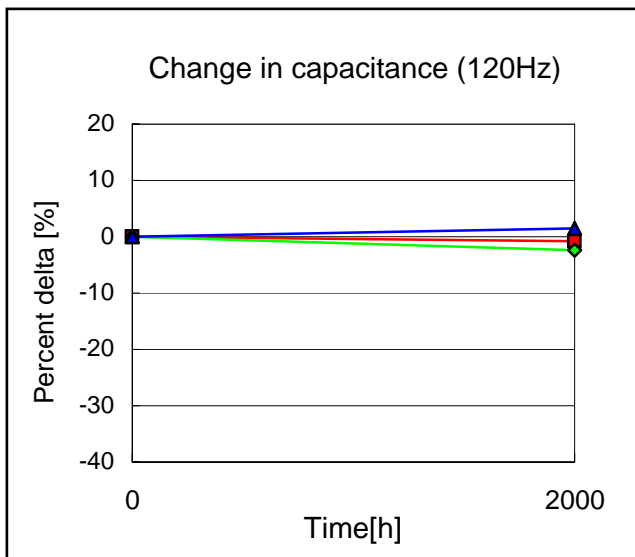
n = 3p.(Ave.)
Room temperature

OS-CON DATA SHEET

OSCON™ SVP series

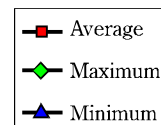
SANYO

Test item Endurance (After V.P.S test)	Test temperature 105 deg.C	Model 16SVP82M
	Applied voltage 16 V	Lot No. 030202151



Note: n =30p.

Note: V.P.S test conditions : 230deg.Cx75sx2times
(V.P.S = Vapor Phase Soldering method)



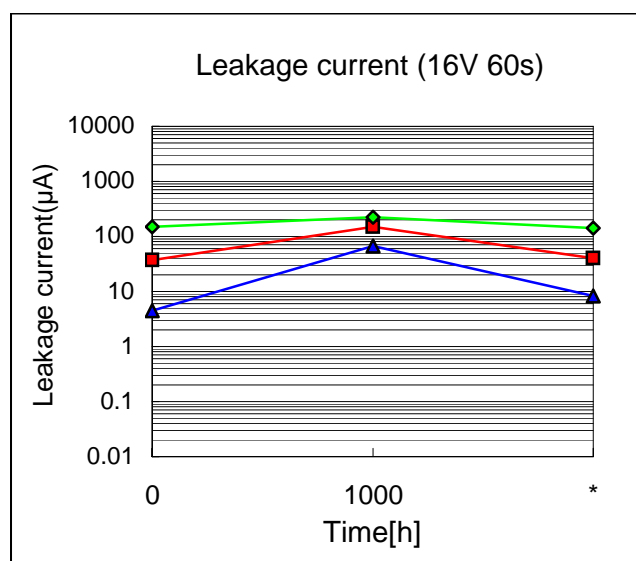
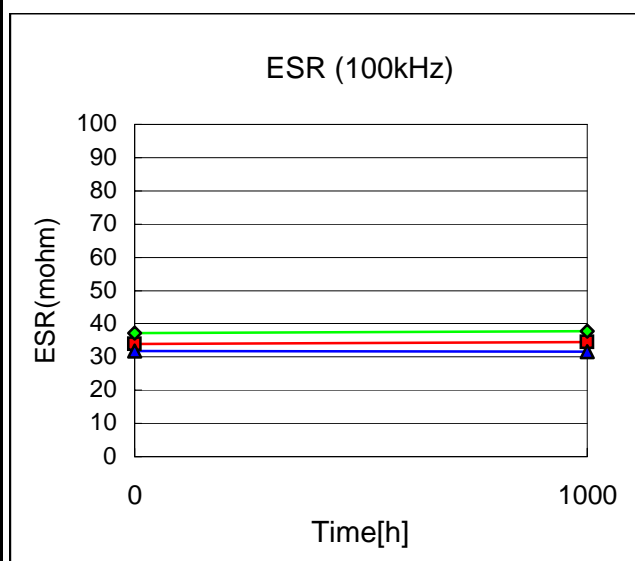
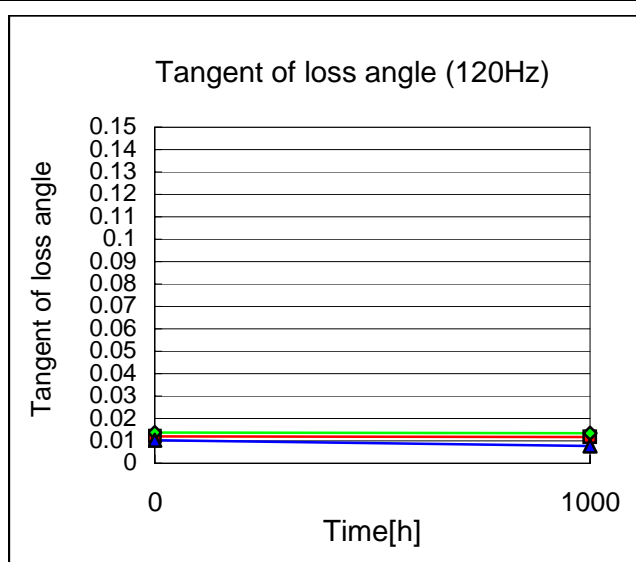
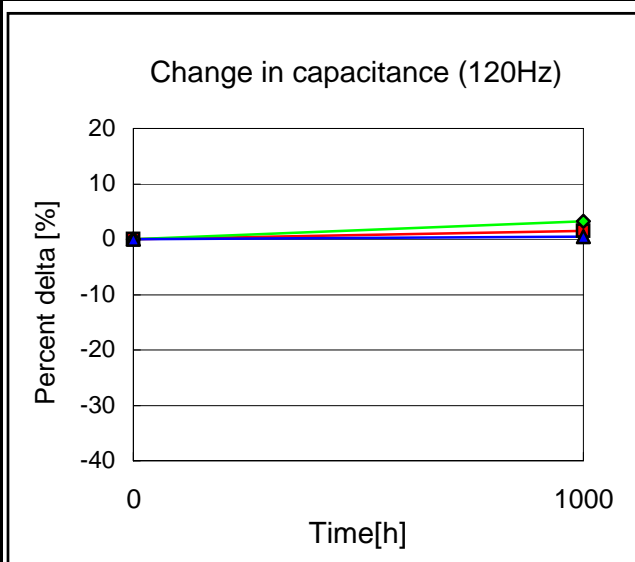
Start on March 29, 2000	Executed by M. Koyama	
End on June 21, 2000	Drawn by S. Kodera	No.OS02D-DESVP028
OS Engineering Department., OS-CON Control Department, Saga SANYO Industries Co., Ltd.		

OS-CON DATA SHEET

OSCON™ SVP series

SANYO

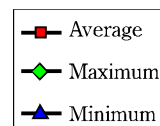
Test item Damp heat (Steady state) (After V.P.S test)	Test temperature 60 deg.C	Model 16SVP82M
	Test humidity 90% RH	Lot No. 030202151



Note: n =20p.

Note: V.P.S test conditions : 230deg.Cx75sx2times
(V.P.S = Vapor Phase Soldering method)

*Voltage Processing: Applying rated voltage for 120s at 105deg.C.



Start on March 29, 2000	Executed by M. Koyama	
End on May 9, 2000	Drawn by S. Kodera	No.OS02D-DHSVP028
OS Engineering Department, OS-CON Control Department, Saga SANYO Industries Co., Ltd.		