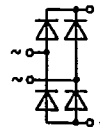


T-23-05

SEMIKRON**Miniature Bridge Rectifiers
SKB 1,5**

V _{RSM} V _{RRM}	V _{VRMS} V	I _D 1,5 A (T _{amb} = 25 °C)		
		Types	C _{max} μF	R _{min} Ω
100	40	SKB 1,5/01	5000	0,5
200	80	SKB 1,5/02	3300	0,8
400	125	SKB 1,5/04	1600	1,5
800	250	SKB 1,5/08	800	3
1000	500	SKB 1,5/10	400	6

Symbol	Conditions	SKB 1,5
I _D	T _{amb} = 25 °C ¹⁾ 40 °C ¹⁾ T _{case} = 65 °C; chassis ²⁾	1,5 A
I _{DCL}	T _{amb} = 25 °C ¹⁾ 40 °C ¹⁾ T _{case} = 65 °C; chassis ²⁾	1,25 A
I _N	T _{amb} = 25 °C ¹⁾ 40 °C ¹⁾ T _{case} = 65 °C; chassis ²⁾	1,2 A
I _{NCL}	T _{amb} = 25 °C ¹⁾ 40 °C ¹⁾ T _{case} = 65 °C; chassis ²⁾	1 A
I _{FSM}	T _{vj} = 25 °C; 8,3 ms/10 ms T _{vj} = 125 °C; 8,3 ms/10 ms	50 A/45 A 42 A/38 A
i ² t	T _{vj} = 25 °C; 8,3 ... 10 ms T _{vj} = 125 °C; 8,3 ... 10 ms	10 A ² s 7,2 A ² s
V _F	T _{vj} = 25 °C; (I _F = ...)	1,0 V (1 A)
V _(TO)	T _{vj} = 125 °C	0,8 V
r _T	T _{vj} = 125 °C	90 mΩ
I _{RD}	T _{vj} = 25 °C; V _{RD} = V _{RRM} T _{vj} = 100 °C; V _{RD} = V _{RRM}	10 μA 1 mA
t _{rr}	T _{vj} = 25 °C; typ.	10 μs
f _a		2000 Hz
R _{thja}		36 °C/W
R _{thjc}		
T _{vj}		-55... + 125 °C
T _{stg}		-55... + 150 °C
RC	P _R = 1 W	20 nF + 10 Ω
F _u		2 A
w		1,4 g
Case	→ page B 11 - 6	G 28

**Features**

- Small plastic case
- High blocking voltage

Typical Applications

- Internal power supplies for electronic equipment
- DC power supplies
- Control equipment
- TV sets

¹⁾ Mounted on a p.c.b.

²⁾ Mounted on a painted metal sheet of min. 250 x 250 x 1 mm

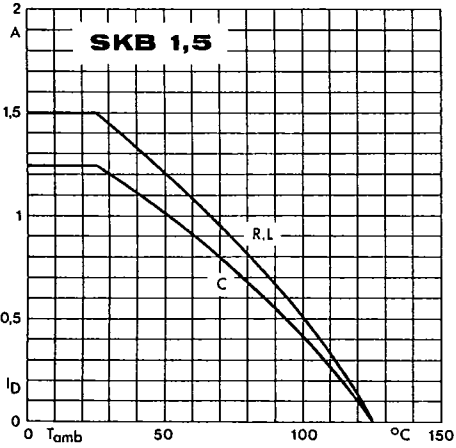


Fig. 1 Rated output current vs. ambient temperature

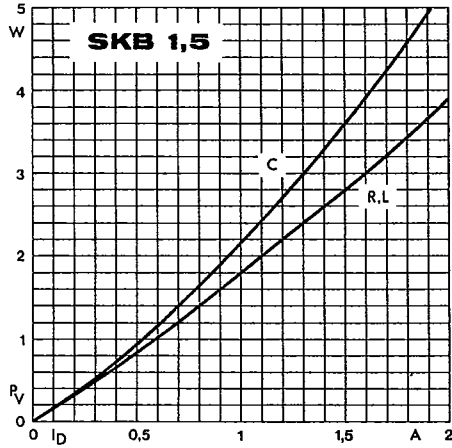


Fig. 2 Power dissipation vs. output current

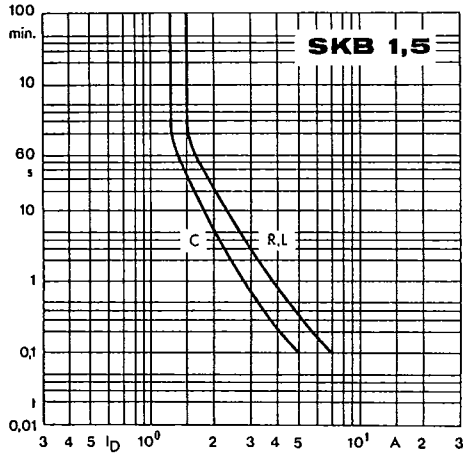


Fig. 6 Rated overload current vs. time

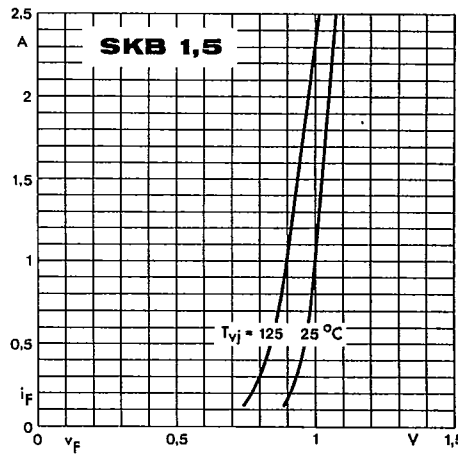


Fig. 9 Forward characteristics of a single diode