


# High Performance Miniature Connectors

## HR11Series



### ■ General

HR11 Series circular connectors have been developed for applications with compact sized electronic equipment. Small size and reliability are key features of the HR11. The applications include communications devices, instrumentation, broadcasting studios, and other electronic equipment.

HR11 connectors employ a bayonet sleeve locking method, which provides excellent mating and unmating operability - especially where connectors are mounted in high density. This miniature but sophisticated connector design is suitable for many types of applications, and is particularly good fit for small electronic devices.

### ■ Features

1. A five-key mating guide helps to guide the connector into the specified position .
2. Contacts are located at safe positions to prevent the contact pins from being damaged when trying to fit the mating guide (fine keys) blindly.
3. Connector is easy to insert and extract due to the bayonet locking mechanism.
4. High density mounting is applicable by using hexagon headed nut tightening system to fix the receptacle to the panel.
5. Each model of the connectors is available in male and female, to suit all requirements.
6. Slim and streamlined design with satin finish sureface matches compact devices without spoiling the appearance.

### ■ Materials

Part	Materials	Finish
Shell	Zinc-alloy and brass	Nickel plated and satin-finished
Insulation	Polyamide resin	Black
Male terminal	Brass	Silver plated
Female terminal	Phosphor bronze	Silver plated

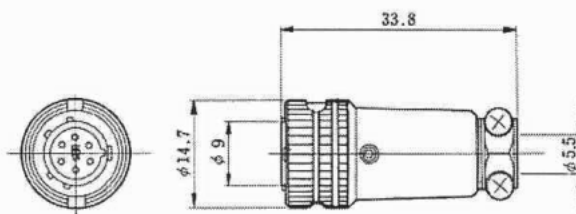
### ■ Ordering information

**HR11 - 9 B P A - 6 P (01)**

①
②
③
④
⑤
⑥
⑦
⑧

① Model name: HR11	⑤ Shell variation: Variation of the same connector configuration is shown by A, B, C, D.....
② Shell size: The shell size is the outer diameter of the mating end of the plug.	
③ Type of lock mechanism: B: Bayonet Lock	⑥ Number of Contacts
④ Shell type: P: Plug R: Receptacle J: Jack	⑦ Contact form P: Male contact S: Female contact
	⑧ Other specifications: A two-digit character is added to indicate other specifications as needed.

**Plug**

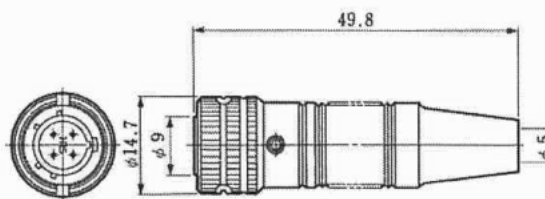


(Representative example)

HRS No.	Part No.	No. of Contacts	Weight
111-0012-1 73	HR11-9BP-4P(73)	4	20gr
111-0013-4 73	HR11-9BP-4S(73)	4	20gr
111-0001-5 73	HR11-9BP-6P(73)	6	20gr
111-0003-0 73	HR11-9BP-6S(73)	6	20gr

Remark: Fasten a screw by using a torque wrench at 0.3 to 0.4N·m.

**Plug (with Rubber boot)**

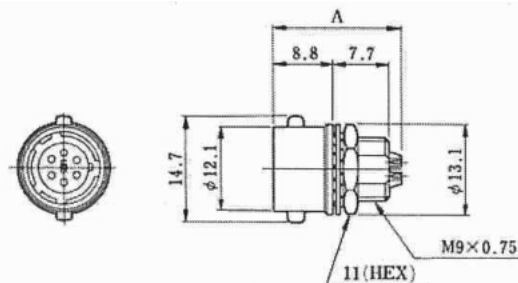


(Representative example)

HRS No.	Part No.	No. of Contacts	Weight
111-0101-0 73	HR11-9BPB-4P(73)	4	18gr
111-0102-2 73	HR11-9BPB-4S(73)	4	18gr
111-0109-1 73	HR11-9BPB-6P(73)	6	18gr
111-0110-0 73	HR11-9BPB-6S(73)	6	18gr

Remark: Fasten a screw by using a torque wrench at 0.3 to 0.4N·m.

**Receptacle**

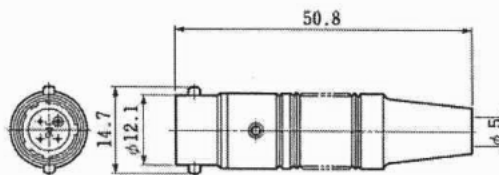


(Representative example)

HRS No.	Part No.	No. of Contacts	Weight	A
111-0103-5 73	HR11-9BR-4P(73)	4	5gr	18
111-0104-8 73	HR11-9BR-4S(73)	4	5gr	18.3
111-0004-3 73	HR11-9BR-6P(73)	6	6gr	18
111-0002-8 73	HR11-9BR-6S(73)	6	6gr	18.3

Remark: Fasten a screw by using a torque wrench at 0.3 to 0.4N·m.

**Jack (with Rubber boot)**



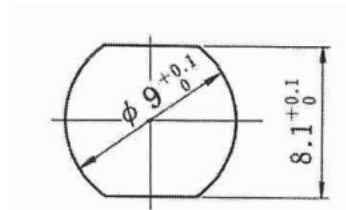
(Representative example)

HRS No.	Part No.	No. of Contacts	Weight
111-0106-3 73	HR11-9BJB-4S(73)	4	17gr
111-0108-9 73	HR11-9BJB-6P(73)	6	17gr
111-0107-6 73	HR11-9BJB-6S(73)	6	17gr

Remark: Fasten a screw by using a torque wrench at 0.3 to 0.4N·m.

### ◆ Mounting Cutout

- Applicable panel thickness: 1 to 3.5mm
- Mounting Method: Fastening a Hexagon Nut



### ◆ Tools

Clamping Tool (For use with Rubber boot type)



Use for applicable dia.  $\phi$ 5mm.

HRS No.	Part No.	Remarks
150-0041-2	HR10A-TC-02	Use tool indication 5.3

### ◆ Contact arrangement

No. of Contacts	4	6
Contact Arrangement		
Withstanding Voltage	AC300V for a minute	
Current Rating	2A	
Insulation Resistance	MIN. 200M $\Omega$ at DC100V	
Contact Resistance	MAX. 10m $\Omega$ at DC1A	
Solder Pot Diameter	$\phi$ 0.8mm	
Applicable Cable Dia.	$\phi$ 4.5 to $\phi$ 5.5mm	

Notes:

- The Contact Arrangement shown here is the mating surface of socket insert assembled in a receptacle. The contact number is shown 1 and 6 on the wiring side.
- The Withstanding Voltage is the test value.

### ◆ Precautions

- Switch off the power of the circuit before disconnecting or plugging-in the connector.
- Use a connector with socket contacts at the power side of the circuit.
- Make sure that the coupling is in completely locked position.
- Cable clamping, cable rotation, and other forces may vary with the cable construction. Please make sure that your cable is suitable for use with these connectors before usage and production.

**USA:**

**HIROSE ELECTRIC (U.S.A.), INC. HEADQUARTERS**  
 2688 Westhills Court, Simi Valley, CA 93065-6235  
 Phone : +1-805-522-7958  
 Fax : +1-805-522-3217  
<http://www.hirose.com/us/>

**USA:**

**HIROSE ELECTRIC (U.S.A.), INC. SAN JOSE OFFICE**  
 3255 Scott Boulevard, Building 7, Suite 101  
 Santa Clara, CA 95054  
 Phone : +1-408-253-9640  
 Fax : +1-408-253-9641  
<http://www.hirose.com/us/>

**USA:**

**HIROSE ELECTRIC (U.S.A.), INC. CHICAGO OFFICE**  
 580 Waters Edge Lane, Suite 205 Lombard IL  
 60148  
 Phone : +1-630-282-6706  
 Mail : [inquiries@hirose.com](mailto:inquiries@hirose.com)  
<http://www.hirose.com/us/>

**USA:**

**HIROSE ELECTRIC (U.S.A.), INC. DETROIT OFFICE (AUTOMOTIVE)**  
 37677 Professional Center Drive, Suite #100C  
 Livonia, MI 48154  
 Phone : +1-734-542-9963  
 Fax : +1-734-542-9964  
<http://www.hirose.com/us/>

**THE NETHERLANDS:**

**HIROSE ELECTRIC EUROPE B.V.**  
 Hogehillweg #8 1101 CC Amsterdam Z-0  
 Phone : +31-20-6557460  
 Fax : +31-20-6557469  
<http://www.hirose.com/eu/>

**GERMANY:**

**HIROSE ELECTRIC EUROPE B.V. GERMAN BRANCH**  
 Herzog-Carl-Strasse 4 D-73760 Ostfildern  
 (Scharnhäuser Park)  
 Phone : +49-711-4560-02-1  
 Fax : +49-711-4560-02-299  
<http://www.hirose.com/eu/>

**GERMANY:**

**HIROSE ELECTRIC EUROPE B.V. NUERNBERG OFFICE**  
 Muggenhofer Str. 136 90429 Nuernberg  
 Phone : +49-911 32 68 89 63  
 Fax : +49-911 32 68 89 69  
<http://www.hirose.com/eu/>

**UNITED KINGDOM:**

**HIROSE ELECTRIC EUROPE BV (UK BRANCH)**  
 4 Newton Court, Kelvin Drive, Knowlhill,  
 Milton Keynes, MK5 8NH  
 Phone : +44-1908 202050  
 Fax : +44-1908 202058  
<http://www.hirose.com/eu/>

**CHINA:**

**HIROSE ELECTRIC (SHANGHAI) CO., LTD.**  
 1601, Henderson Metropolitan, NO.300, East Nanjing  
 Road, Huangpu District, Shanghai, China 200001  
 Phone : +86-21-6391-3355  
 Fax : +86-21-6391-3335  
<http://www.hirose.com/cn/>

**CHINA:**

**HIROSE ELECTRIC (SHANGHAI) CO.,LTD. BEIJING BRANCH**  
 A1001, Ocean International Center, Building 56# East 4th  
 Ring Middle Road, ChaoYang District, Beijing, 100025  
 Phone : +86-10-5165-9332  
 Fax : +86-10-5908-1381  
<http://www.hirose.com/cn/>

**CHINA:**

**HIROSE ELECTRIC TECHNOLOGIES (SHENZHEN) CO., LTD.**  
 Room 09-13, 19/F, Office Tower Shun Hing Square, Di Wang Commercial Centre,  
 5002 Shen Nan Dong Road, Shenzhen City, Guangdong Province, 518008  
 Phone : +86-755-8207-0851  
 Fax : +86-755-8207-0873  
<http://www.hirose.com/cn/>

**HONG KONG:**

**HIROSE ELECTRIC HONGKONG TRADING CO., LTD.**  
 Room 1001, West Wing, Tsim Sha Tsui Centre, 66  
 Mody Road, Tsim Sha Tsui East, Kowloon, Hong Kong  
 Phone : +852-2803-5338  
 Fax : +852-2591-6560  
<http://www.hirose.com/hk/>

**TAIWAN:**

**HIROSE ELECTRIC TAIWAN CO., LTD.**  
 103 8F, No.87, Zhengzhou Rd., Taipei  
 Phone : +886-2-2555-7377  
 Fax : +886-2-2555-7350  
<http://www.hirose.com/cn/>

**KOREA:**

**HIROSE KOREA CO., LTD.**  
 1261-10, Jeoungwhang-Dong, Shihung-City,  
 Kyunggi-Do 429-450  
 Phone : +82-31-496-7000,7124  
 Fax : +82-31-496-7100  
<http://www.hirose.co.kr/>

**SINGAPORE:**

**HIROSE ELECTRIC SINGAPORE PTE. LTD.**  
 10 Anson Road #26-1, International Plaza  
 079903, Singapore  
 Phone : +65-6324-6113  
 Fax : +65-6324-6123  
<http://www.hirose.com/sg/>

**INDIA:**

**HIROSE ELECTRIC SINGAPORE PTE. LTD. DELHI LIAISON OFFICE**  
 Office NO.519, Regus-Green Boulevard, Level5, Tower C,  
 Sec62, Plot B-9A, Block B, Noida, 201301, Uttar Pradesh, India  
 Phone : +91-12-660-8018  
 Fax : +91-120-4804949  
<http://www.hirose.com/sg/>

**INDIA:**

**HIROSE ELECTRIC SINGAPORE PTE. LTD. BANGALORE LIAISON OFFICE**  
 Unit No.03, Ground Floor, Explorer Building International Tech  
 Park Whitefield Road, Bangalore 560066 Karnataka, India  
 Phone : +91-80-4120 1907  
 Fax : +91-80-4120 9908  
<http://www.hirose.com/sg/>

**MALAYSIA:**

**HIROSE ELECTRIC SINGAPORE PTE. LTD. (REPRESENTATIVE OFFICE)**  
 1-10-07, Suntech @ Penang Cybercity (1164),Lintang  
 Mayang Pasir 3,11950, Bayan Baru, Penang, Malaysia.  
 Phone : +604-619-2564  
 Fax : +604-619-2574  
<http://www.hirose.com/sg/>



**HIROSE ELECTRIC CO.,LTD.**

2-6-3,Nakagawa Chuoh,Tsuzuki-Ku,Yokohama-Shi 224-8540,JAPAN  
 TEL: +81-45-620-3526 Fax: +81-45-591-3726  
<http://www.hirose.com>  
<http://www.hirose-connectors.com>