

36-40GHz Low Noise Amplifier

GaAs Monolithic Microwave IC

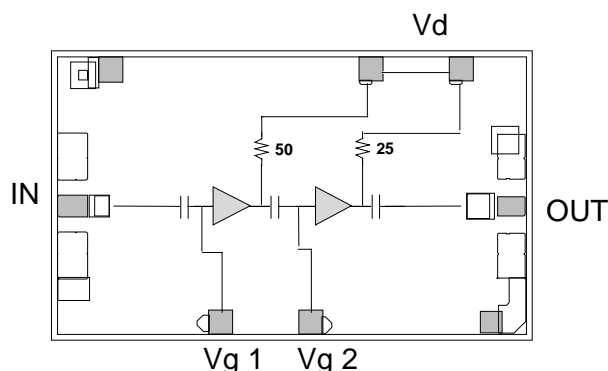
preliminary

Description

The CHA2091 is a two-stage wide band monolithic low noise amplifier.

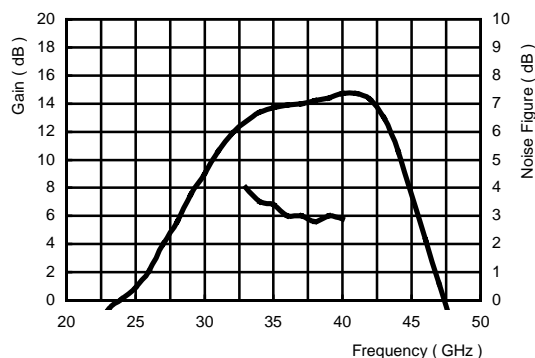
The circuit is manufactured with a standard HEMT process : 0.25 μ m gate length, via holes through the substrate, air bridges and electron beam gate lithography.

It is supplied in chip form.



Main Features

- Broad band performance 36-40GHz
- 3.0dB noise figure, 36-40GHz
- 14dB gain, ± 0.5 dB gain flatness
- Low DC power consumption, 50mA
- 20dBm 3rd order intercept point
- Chip size : 1,67 x 1,03 x 0.1mm



On wafer typical measurements.

Main Characteristics

Tamb = +25°C

Symbol	Parameter	Min	Typ	Max	Unit
NF	Noise figure, 36-40GHz		3.0	4.0	dB
G	Gain	12	14		dB
Δ G	Gain flatness		± 0.5	± 1.0	dB

ESD Protections : Electrostatic discharge sensitive device observe handling precautions !

Electrical Characteristics

Tamb = +25°C,

Bias Conditions: Vd = +4V Id=45mA

Symbol	Parameter	Min	Typ	Max	Unit
Fop	Operating frequency range	36		40	Ghz
G	Gain (1)	12	14		dB
ΔG	Gain flatness (1)		± 0.5	± 1.0	dB
NF	Noise figure (1)		3.0	4.0	dB
VSWRin	Input VSWR (1)			3.0:1	
VSWRout	Ouput VSWR (1)			3.0:1	
IP3	3rd order intercept point		20		dBm
P1dB	Output power at 1dB gain compression		12		dBm
Id	Drain bias current		50		mA

(1) These values are representative of on-wafer measurements that are made without bonding wires at the RF ports. When the chip is attached with typical 0.15nH input and output bonding wires, the indicated parameters should be improved.

Absolute Maximum Ratings (1)

Tamb = +25°C

Symbol	Parameter	Values	Unit
Vd	Drain bias voltage	4.0	V
Pin	Maximum peak input power overdrive (2)	+15	dBm
Top	Operating temperature range	-40 to +85	°C
Tstg	Storage temperature range	-55 to +125	°C

(1) Operation of this device above anyone of these paramaters may cause permanent damage.

(2) Duration < 1s.

Typical Results**Chip Typical Response (On wafer Sij) :**

Tamb = +25°C

Bias conditions: Vd = +4V, Id=45mA

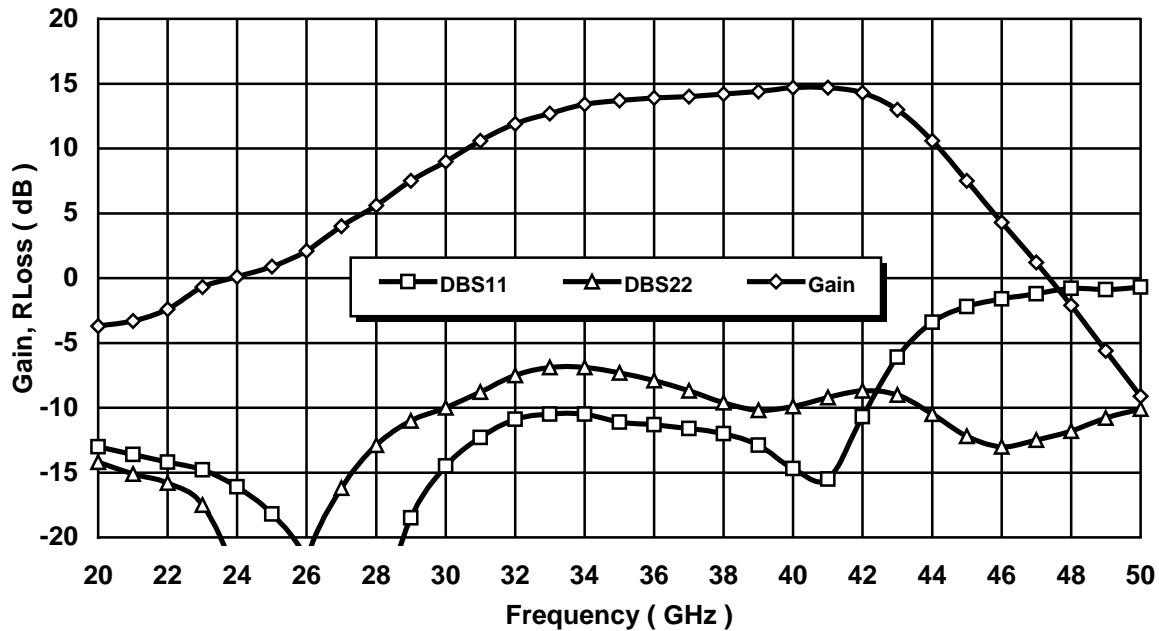
Freq GHz	MS11 dB	PS11 °	MS12 dB	PS12 °	MS21 dB	PS21 °	MS22 dB	PS22 °
10	-6	170.2	-57.3	-141	-12.4	11.3	-5.68	177.7
12	-7.1	156.5	-54.1	-157	-9.98	-12.7	-6.93	152.9
14	-8.42	145.2	-50.3	173.7	-8.72	-32.7	-8.54	131.2
16	-10	137	-48.1	158	-6.92	-51.3	-9.44	113
18	-11.5	132.1	-49.6	138.4	-5.05	-71.3	-11.3	93
20	-13	129	-47.8	120.7	-3.74	-93.7	-14.2	81.8
21	-13.6	127.7	-48.2	107	-3.31	-101	-15.1	80.4
22	-14.2	126.6	-49.1	114.5	-2.37	-107	-15.8	75.6
23	-14.8	122.7	-50.1	130.8	-0.72	-117	-17.5	61.4
24	-16.1	116.3	-45.5	130.2	0.08	-130	-23.2	51.5
25	-18.2	111	-42.9	121.1	0.86	-138	-32.6	132.7
26	-21.8	108.1	-42.2	109.7	2.11	-146	-21.7	167.7
27	-30	127.3	-40.8	107	3.95	-156	-16.2	165.6
28	-26.2	-140	-39.6	104.3	5.61	-169	-12.9	151.8
29	-18.5	-136	-36.8	93	7.52	176	-11	140.8
30	-14.5	-146	-34.8	85	8.99	157.9	-9.98	128.3
31	-12.3	-159	-32.5	68.7	10.58	139.4	-8.78	121.3
32	-10.9	-173	-31.8	48.3	11.88	117.3	-7.48	109.9
33	-10.5	174.9	-30.8	28.7	12.69	94.8	-6.88	95.3
34	-10.5	165.2	-29.8	7.3	13.36	72.8	-6.94	82.8
35	-11.1	156.1	-29.6	-15.2	13.72	50.2	-7.25	70.8
36	-11.3	150.5	-29.5	-33.9	13.93	28.2	-7.94	60.9
37	-11.6	144	-30.1	-55.6	13.99	6.7	-8.73	52.2
38	-12	133	-29.6	-69.8	14.2	-14.5	-9.57	47.1
39	-12.9	115.4	-28.7	-85.8	14.39	-37.1	-10.2	43.7
40	-14.7	87.2	-29	-120	14.65	-61.2	-9.88	40.4
41	-15.5	25.3	-28.1	-144	14.71	-88.7	-9.19	30.1
42	-10.7	-42.3	-27.8	-176	14.34	-121	-8.66	10.8
43	-6.09	-86.6	-28.3	146.7	12.98	-154	-8.99	-16.9
44	-3.4	-119	-30.4	111.9	10.59	174.3	-10.5	-50
45	-2.22	-143	-32.9	90	7.53	147.6	-12.2	-83.8
46	-1.59	-160	-35.2	62.9	4.31	125.2	-13	-119
47	-1.15	-175	-35.3	39	1.21	105.5	-12.5	-149
48	-0.84	173.2	-43.5	-26.6	-2.06	88.2	-11.8	-174
49	-0.85	163.7	-39.4	27.3	-5.61	72.6	-10.8	169
50	-0.67	154.7	-36.9	31.8	-9.07	58.2	-10.1	156.4

Typical Results

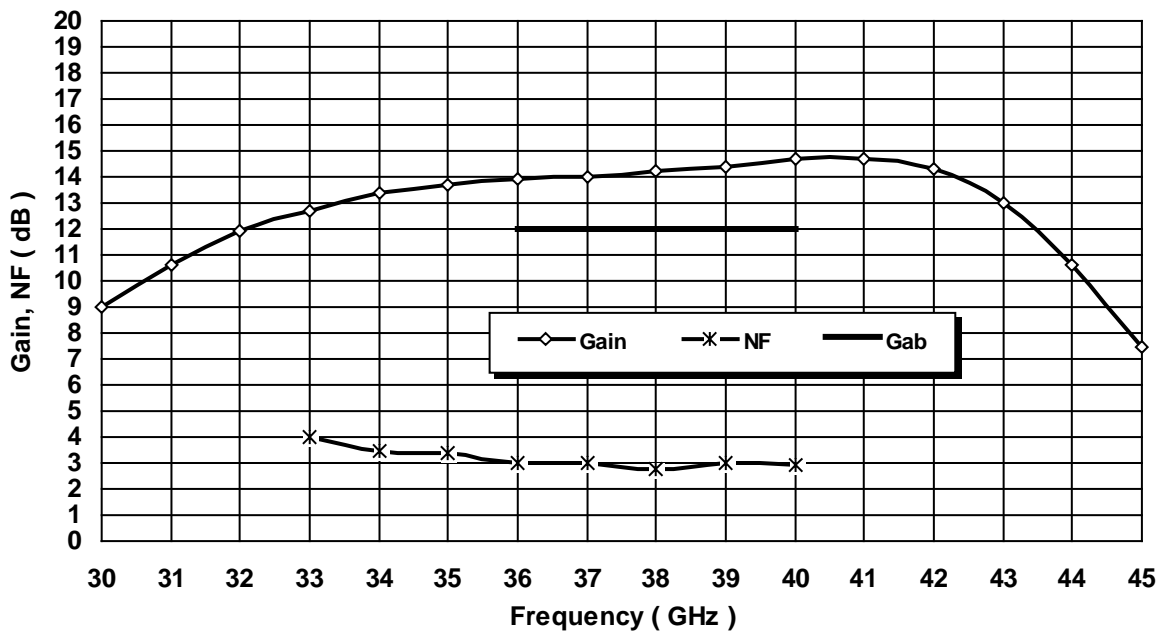
Chip Typical Response (On wafer Sij) :

Tamb = +25°C

Vd = +4V Id=45mA



Typical Gain and Matching measurements on wafer.

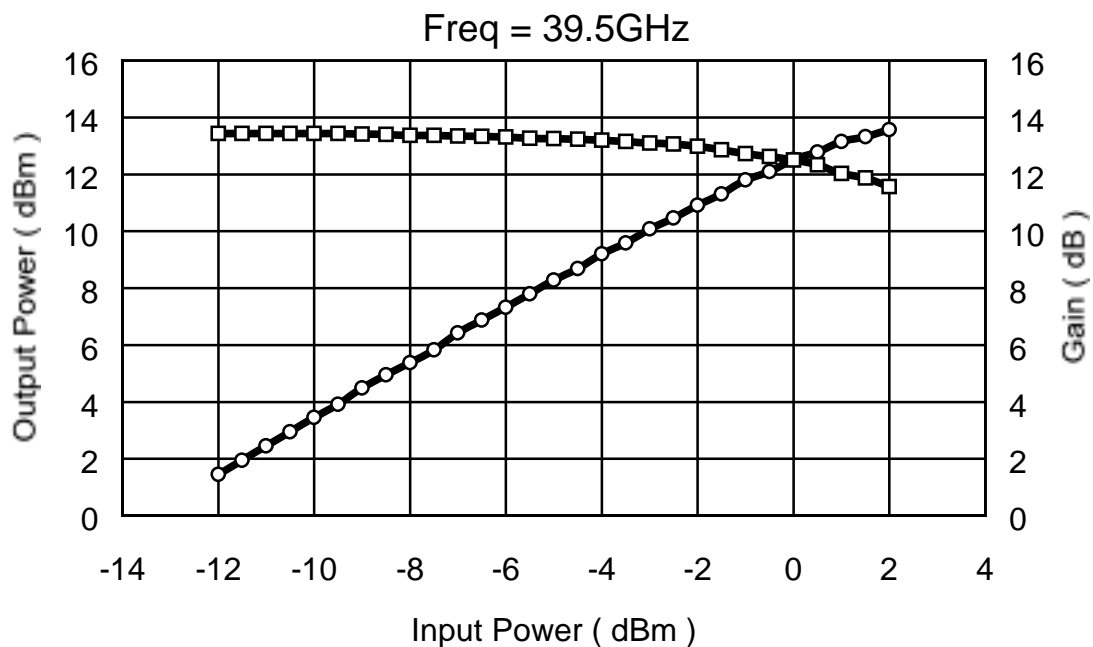
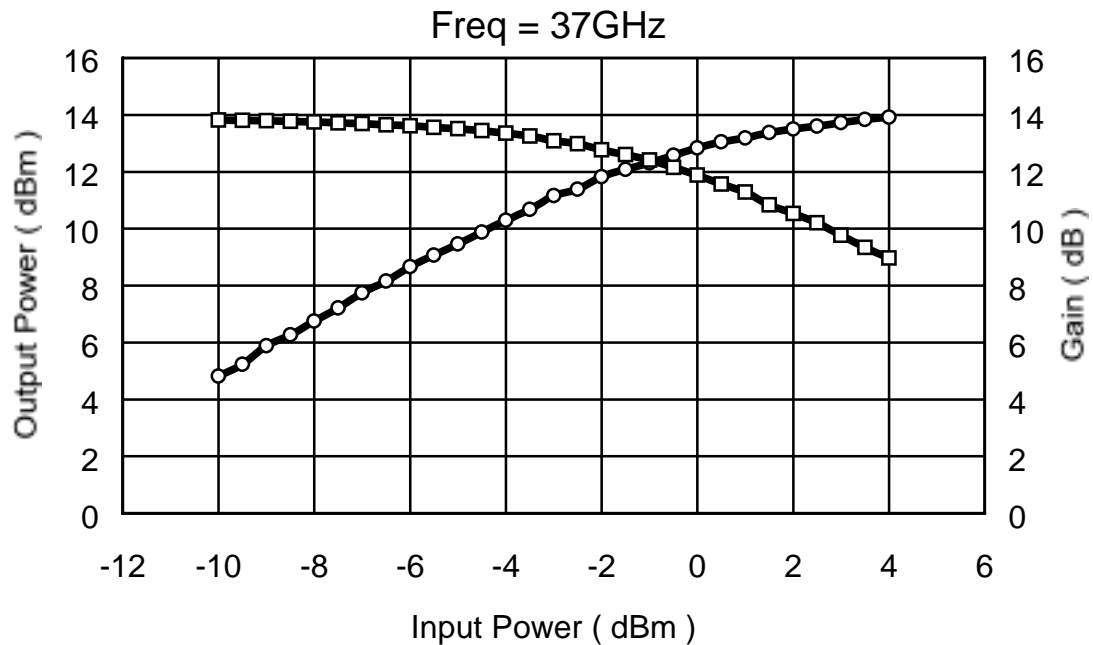


Typical Gain and Noise Figure measurements on wafer.

Typical Results

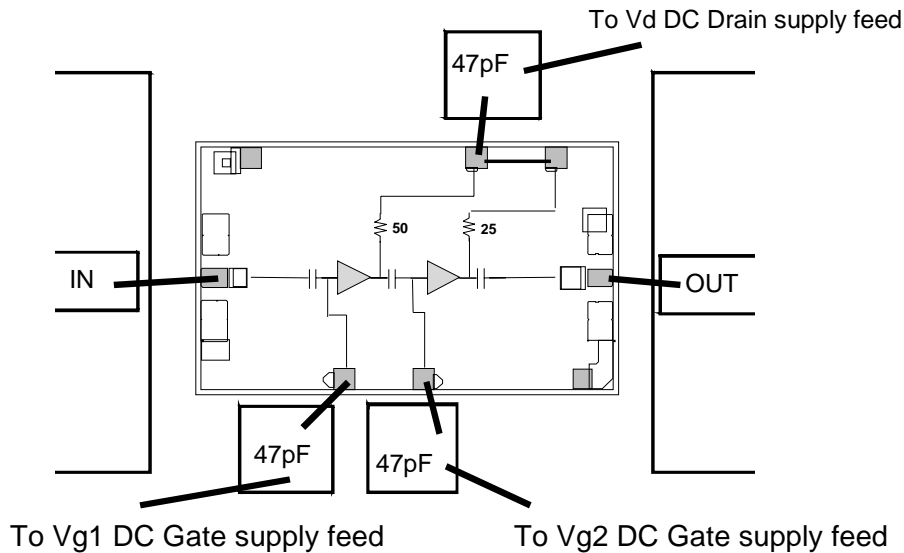
Tamb = +25°C

Vd = 4V ; Id = 45mA

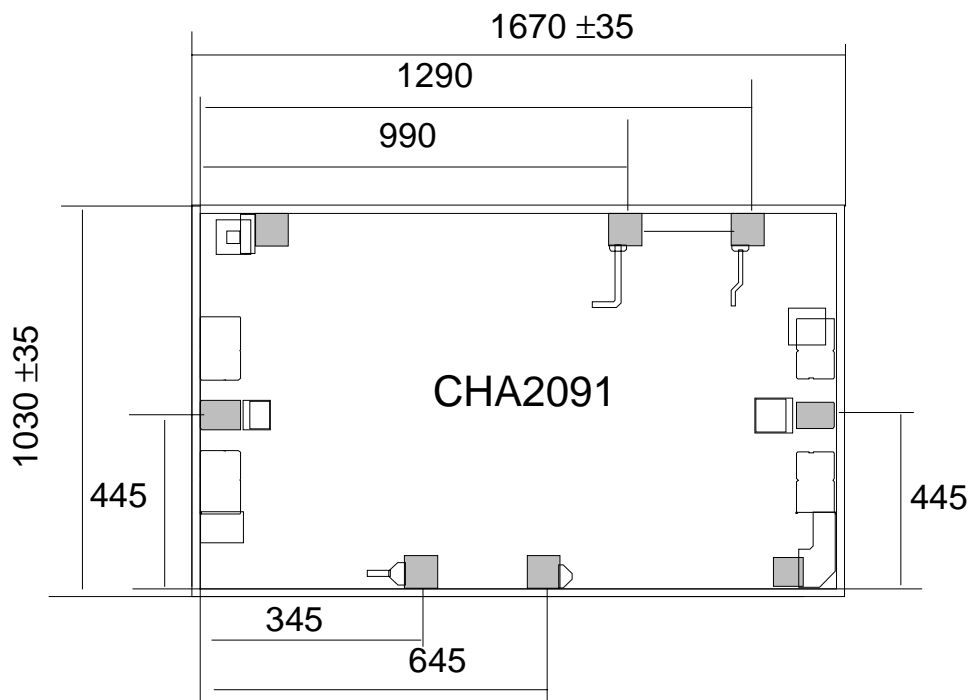


Typical Output Power and Gain measurements in test jig
(included losses of the jig)

Typical Chip Assembly

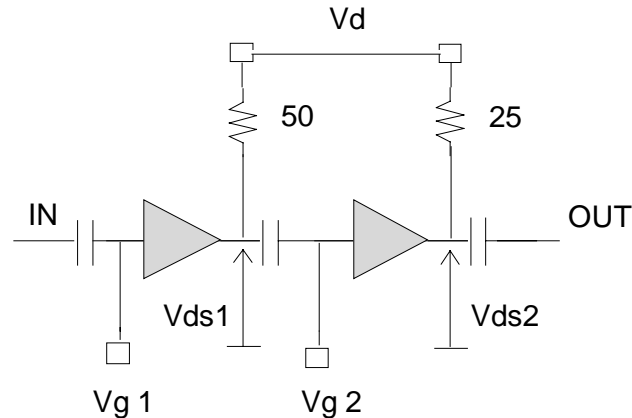


Mechanical data



Chip Biasing

This chip is a two stage amplifier, and flexibility is provided by the access to number of pads. The internal DC electrical schematic is given in order to use these pads in a safe way.



The two requirements are :

- N°1 : Not exceed $V_{ds} = 3.5\text{V}$ (internal Drain to Source voltage).
- N°2 : Not biased in such a way that V_{gs} becomes positive.
(internal Gate to Source voltage)

We propose two standard biasing :

Low Noise and low consumption : $V_d = 3.5\text{V}$ and $I_d = 30\text{mA}$.

Low Noise and high output power : $V_d = 4.0\text{V}$ and $I_d = 45\text{mA}$. (A separate acces to the gate voltages of the first and the output stage is provided. Nominal bias is obtained for a typical current of 30mA for the output stage and 15 mA for the first stage. The first step to bias the amplifier is to tune the $V_{g1} = -1\text{V}$ and V_{g2} to drive 30mA for the full amplifier. Then V_{g1} is reduced to obtain 45 mA of current through the amplifier.

Ordering Information

Chip form : CHA2091-99F/00

Information furnished is believed to be accurate and reliable. However **United Monolithic Semiconductors S.A.S.** assumes no responsibility for the consequences of use of such information nor for any infringement of patents or other rights of third parties which may result from its use. No license is granted by implication or otherwise under any patent or patent rights of **United Monolithic Semiconductors S.A.S.**. Specifications mentioned in this publication are subject to change without notice. This publication supersedes and replaces all information previously supplied. **United Monolithic Semiconductors S.A.S.** products are not authorised for use as critical components in life support devices or systems without express written approval from **United Monolithic Semiconductors S.A.S.**