


## Product Features

- PLL + VCO+ Rom + TCXO Type
- Excellent Phase Noise
- Low Spurious
- Surface Mount Package
- RF Frequency up to 5.8GHz
- Internal Crystal Reference Clock  
(-30°C~+80°C:2.5ppm Tolerance )
- Pb Free / RoHS Compliant



Package Type : PS-16 / PS-26

PS-32 / PS-42

## Application

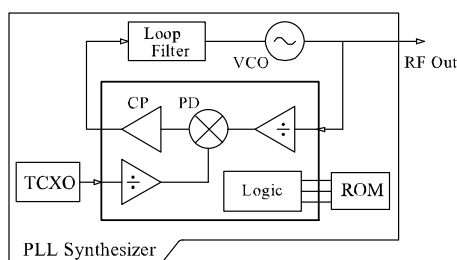
- Wireless Communication System
- Base Station
- Cable Telephone, TV
- Others Wireless Communication System



## Series View

- A : TCXO, ROM included

## Test Configuration



## Specifications

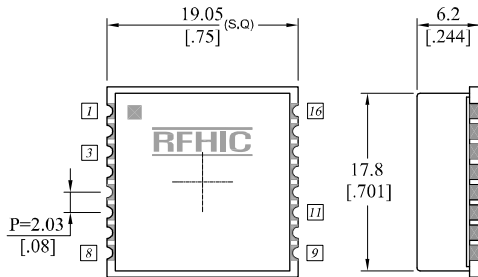
(Operating Temperature:-30°C~+80°C)

PARAMETER	SPECIFICATION	UNIT	CONDITION
Storage Temperature	-40 ~ +85	°C	
Operating Temperature	-30 ~ +80	°C	
Frequency	10 ~ 5800	MHz	
Supply Voltage VCC (PLL) / VCC (VCO)	3 ~ 5	V	
Reference Frequency	5 ~ 40	MHz	
Channel Step	10 ~ 10000	KHz	
Output Power	-3 ~ +7	dBm	
Current Consumption	40	mA / Max	
Spurious	-70	dBc / Max	
Lock Time	0.1 ~ 30	ms	
Phase Noise	-105	dBc/Hz	@ 10 KHz Offset
Output Impedance	50	Ω	

## Package Dimensions

### PS-16 type

Unit : $\frac{\text{mm}}{[\text{inch}]}$	Tolerance : $\pm \frac{0.2}{.008}$
--	------------------------------------



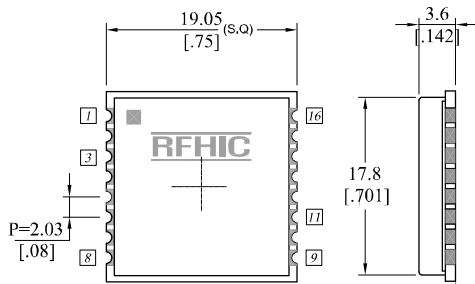
PLV Series Pin Assignment					
1	Clock	2	Data	3	Enable
4	Ref. IN	9	VCC(VCO)	13	RF Out
15	VCC (PLL)	16	Lock Detect	All other pins are GND	

PLT Series : 4pin N.C

PLF Series : 1,2,3pin GND

PLA series : 1,2,3pin GND & 4pin N.C

### PS-26 Type



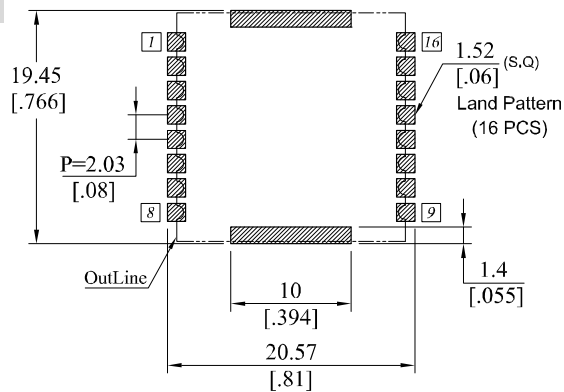
PLV Series Pin Assignment					
1	Clock	2	Data	3	Enable
4	Ref. IN	9	VCC(VCO)	13	RF Out
15	VCC (PLL)	16	Lock Detect	All other pins are GND	

PLT Series : 4pin N.C

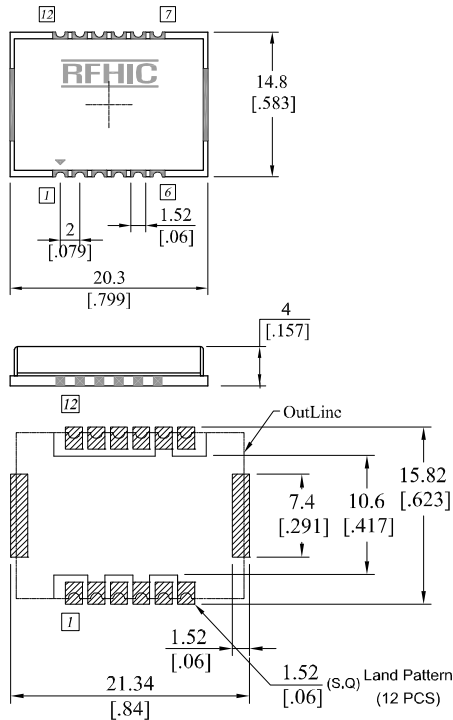
PLF Series : 1,2,3pin GND

PLA series : 1,2,3pin GND & 4pin N.C

### Recommended Pattern



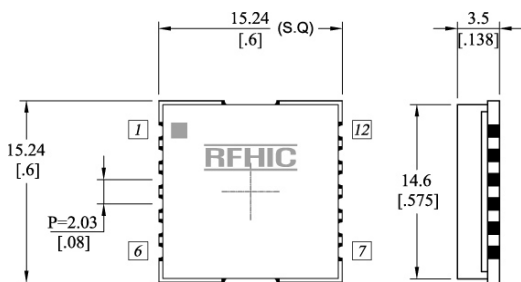
## PS-32 type



PLV Series Pin Assignment					
1	VCC(PLL)	3	Ref. IN	5	VCC(VCO)
7	RF Out	9	LD	10	Clock
11	Data	12	Enable	All other pins are GND	

### Recommended Pattern

## PS-42 type



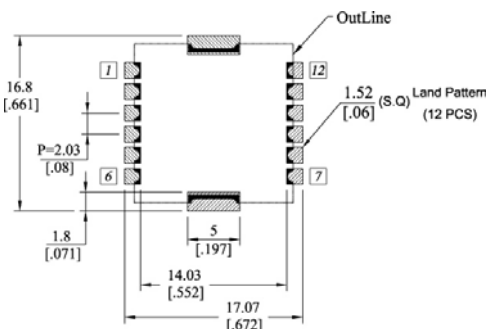
PLV-K Series Pin Assignment					
1	Clock	2	Data	3	Enable
4	Ref. IN	7	VCC(VCO)	10	RF Out
11	VCC (PLL)	12	Lock Detect	All other pins are GND	

PLT Series : 4pin N.C

PLF Series : 1,2,3pin GND

PLA series : 1,2,3pin GND & 4pin N.C

### Recommended Pattern



PLV-S Series Pin Assignment					
1	Clock	2	Data	3	Enable
4	Ref. IN	7	VCC(VCO)	9	RF Out
11	Lock Detect	12	VCC(PLL)	All other pins are GND	

PLT Series : 4pin N.C

PLF Series : 1,2,3pin GND

PLA series : 1,2,3pin GND & 4pin N.C

RFHIC Corporation (RFHIC) reserves the right to make changes to any products herein or to discontinue any product at any time without notice. RFHIC do not assume any liability for the suitability of its products for any particular purpose, and disclaims any and all liability, including without limitation consequential or incidental damages. The product specifications herein expressed have been carefully checked and are assumed to be reliable. However, RFHIC disclaims liability for inaccuracies and strongly recommends buyers to verify that the information they are using is current before placing purchase orders. RFHIC products are not intended for use in life support equipment or application where malfunction of the product can be expected to result in personal injury or death. Buyer uses or sells such products for any such unintended or unauthorized application, buyer shall indemnify, protect and hold RFHIC and its directors, officers, stockholders, employees, representatives and distributors harmless against any and all claims arising out of such use. RFHIC's liability under or arising out of damages, claims of whatsoever kind and nature which RFHIC products could cause shall be limited in amount to the net purchase price of the products sold to buyer by RFHIC.