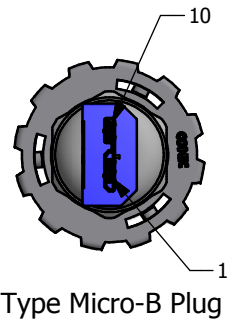
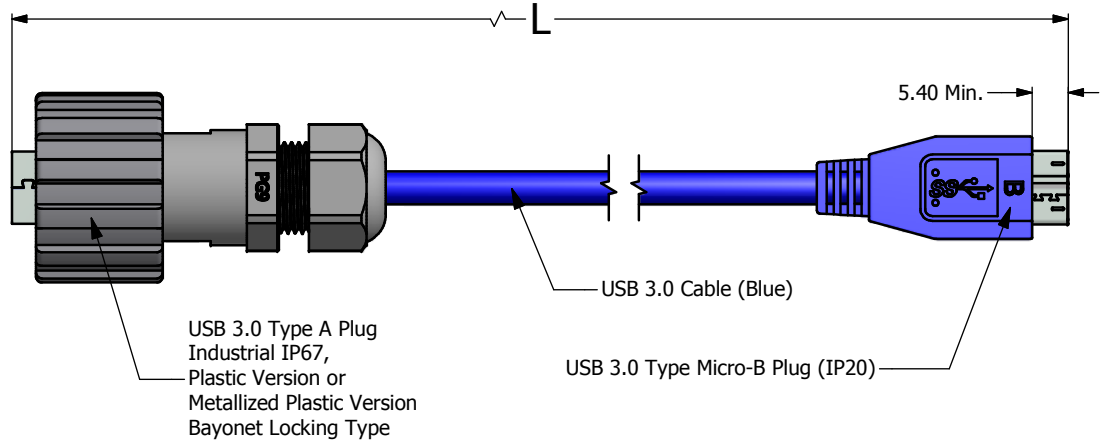
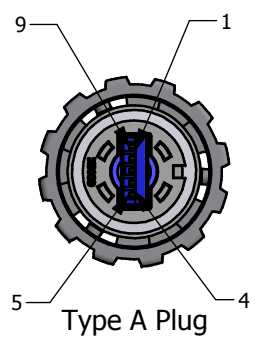


6 5 4 3 2 1



NOTES:

1. Electrical Specifications:

- Meets USB 3.0 specifications
- Low level Contact Resistance:
 - 30 mOhm max for VBUS and GND Contacts
 - 50 mOhm max for all other contacts
- Insulation Resistance 1000 MOhm min.
- Current Rating: 2A max. @ 25°C
- DWV: 500V AC/60s Pin to Pin; 1000V AC/60s Pin to shell
- Connector Operating Temperature: -40°C to +85°C

2. Material and Finish:

- Coupling Ring: Polyester (Black); or ABS, Nickel Plated, UL94 V-0
- Plug Housing: Polyester (Black); or ABS, Nickel Plated, UL94 V-0
- Interfacial Seal: Silicone, Color: White
- Cable Gland: PA (Black) or Brass, Nickel Plated
- Cable Gland Seal: NBR, Color: Black
- Cable Gland Insert (Metal Version): Nylon, Color: White
- USB Insulator: PBT, UL 94V-0, Color: Blue
- USB Metal Shell: SPCC, Nickel plated
- USB Contact: Copper Alloy, 30 u" min. Au over 40 u" min. Nickel Plated
- USB Insulator: PBT +GF, UL94 V-0, Color: Blue

- 3. Cable:** UL AWM 2725, 2 x (Shielded Twist Pair AWG28 + Drain Wire)
 + 2 x Unshielded AWG28 + 2 x AWG24 + Drain Wire, Overall Braid Shield;
 Outer Jack PVC, OD: 6.0 mm Color: Blue

Pin Assignment

Type A	Wire Map	Micro-B
p1	----- Red -----	p1
p2	----- White -----	p2
P3	----- Green -----	P3
N/A	-----	P4
P4	----- Black -----	P5
P5	----- Orange -----	P6
P6	----- Purple -----	P7
P7	----- Drain Wire --	P8
P8	----- Blue -----	P9
P9	----- Yellow -----	P10
Shell	----- Braid -----	Shell

L	Part Number	
	Plastic Version	Metallized Plastic Version
0.3 ± 0.03 m	17-240571	17-240651
0.5 ± 0.05 m	17-240581	17-240661
0.75 ± 0.05 m	17-240591	17-240671
1 ± 0.10 m	17-240601	17-240681
2 ± 0.10 m	17-240611	17-240691
3 ± 0.10 m	17-240621	17-240701
4 ± 0.10 m	17-240631	17-240711
5 ± 0.10 m	17-240641	17-240721

RoHS Compliant

THIS DRAWING MAY NOT BE COPIED OR REPRODUCED IN ANY MANNER AND MAY NOT BE PASSED ON TO A THIRD PARTY WITHOUT WRITTEN PERMISSION. OWNERSHIP AND COPYRIGHT OF CONEC CORPORATION.	Customer:		Tolerance Unless otherwise specified			Scale: N/A	Dim. in
	0 PLC ±0.50	1 PLC ±0.38	2 PLC ±0.25	3 PLC ±0.10		Material: See Notes	
	ANGLES ±3	D-old	Norm	D-old	Title: USB Patch Cord USB 3.0 Type A Plug (IP67) to USB 3.0 Type Micro-B Plug (IP20)		
	a original	Rev.	Changes	Date	Name	Drawing No.: 17K1A581	
					Part No.: SEE P/N ABOVE		Sheet 1/1

6 5 4 3 2 1