

CM Series


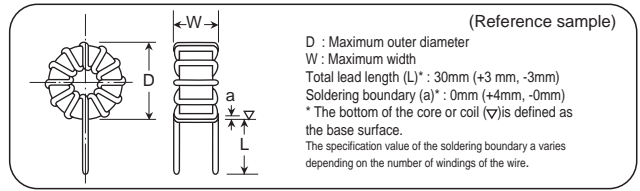
◆ MAJOR USES

- For switching mode power supplies.
- For DC-DC converter.
- For normal mode line filter.

◆ FEATURES

- Smaller size in comparison with ferrite choke coil by about half in volume.
- Lower core loss in comparison with silicon steel sheet by about half.
- More excellent dc-current pre-loadability and temperature characteristics in comparison with dust choke.

◆ GENERAL SPECIFICATION



P/N	Rated current A	Inductance (10kHz)		D.C.R. mΩ (max)	Winding *2 mmφ×lines-turns	Outside dimension	
		O[A] ⁻¹ μH	Rating μH			D mm	W mm
CM02601G3	2	645	600	190	0.6x1p - 71T	23.5	16.0
CM03401G3	3	420	400	92	0.8x1p - 60T	24.5	17.5
CM04201G3	4	209	200	51	0.9x1p - 42T	24.5	16.5
CM06101G3	6	110	100	24	0.8x2p - 30T	24.5	17.5
CM08700G3	8	85	70	17	0.9x2p - 26T	25.0	19.0
CM02401G4	2	425	400	190	0.6x1p - 92T	24.5	12.5
CM03201G4	3	210	200	76	0.8x1p - 65T	25.5	14.0
CM03251G4	3	265	250	87	0.8x1p - 73T	25.5	13.5
CM04101G4	4	110	100	43	0.9x1p - 46T	25.5	13.0
CM06500G4	6	55	50	20	0.8x2p - 33T	25.5	14.0
CM08300G4	8	33	30	13	0.9x2p - 25T	26.0	14.0
CM10150G4	10	18	15	8	1.0x2p - 18T	26.5	13.5
CM01152G6	1	1530	1500	390	0.5x1p - 98T	27.0	15.5
CM02102G6	2	1050	1000	230	0.6x1p - 82T	27.5	16.0
CM03501G6	3	560	500	95	0.8x1p - 59T	28.0	17.0
CM03601G6	3	690	600	110	0.8x1p - 66T	28.0	18.0
CM04251G6	4	271	250	52	0.9x1p - 41T	28.5	17.0
CM04301G6	4	339	300	59	0.9x1p - 46T	28.5	17.0
CM04451G6	4	560	450	80	0.9x1p - 60T	28.0	17.5
CM05151G6	5	165	150	34	1.0x1p - 32T	28.5	17.5
CM06151G6	6	171	150	27	0.8x2p - 33T	28.0	17.5
CM10500G6	10	60	50	11	1.0x2p - 19T	28.5	18.0
CM10700G6	10	85	70	13	1.0x2p - 23T	29.5	18.5
CM15150G6	15	17	15	5	1.0x3p - 10T	28.5	17.5
CM20150G6	20	17	15	4	1.0x4p - 10T	29.0	18.5
CM04401G7	4	420	400	77	0.9x1p - 57T	32.0	18.0
CM06201G7	6	207	200	35	0.8x2p - 40T	32.0	18.0
CM06261G7	6	270	260	41	0.8x2p - 46T	32.0	18.5
CM08101G7	8	108	100	20	0.9x2p - 29T	32.5	18.0
CM08151G7	8	160	150	24	0.9x2p - 35T	32.5	18.5
CM08191G7	8	215	190	33	0.9x2p - 41T	32.5	19.5
CM10101G7	10	110	100	16	1.0x2p - 29T	32.5	18.5
CM10121G7	10	140	120	19	1.0x2p - 33T	33.0	19.5
CM15300G7	15	35	30	7	1.0x3p - 16T	32.5	19.0
CM15500G7	15	55	50	9	1.0x3p - 21T	33.0	19.5
CM20300G7	20	35	30	6	1.0x4p - 17T	33.0	20.0
CM25150G7	25	19	15	4	1.0x5p - 12T	33.0	20.0
CM25200G7	25	26	20	4	1.0x5p - 14T	33.0	20.0
CM30100G7	30	12	10	3	1.0x6p - 9T	33.5	20.0
CM30130G7	30	16	13	3	1.0x6p - 11T	34.0	20.0
CM02192G8	2	1940	1900	390	0.6x1p - 103T	31.0	22.5
CM04501G8	4	510	500	92	0.9x1p - 53T	32.5	24.0
CM05301G8	5	306	300	58	1.0x1p - 41T	33.0	24.5
CM10151G8	10	170	150	22	1.0x2p - 30T	33.0	25.5
CM15700G8	15	75	70	11	1.0x3p - 20T	33.5	26.0

P/N	Rated current A	Inductance (10kHz)		D.C.R. mΩ (max)	Winding *2 mmφ×lines-turns	Outside dimension	
		O[A] ⁻¹ μH	Rating μH			D mm	W mm
CM20400G8	20	45	40	7	1.0x4p - 16T	33.5	26.0
CM25250G8	25	27	25	5	1.0x5p - 12T	33.5	26.5
CM03102G9	3	1070	1000	170	0.8x1p - 88T	39.0	19.0
CM05671G9	5	745	670	75	1.1x1p - 74T	40.5	20.0
CM06301G9	6	335	300	48	0.8x2p - 49T	39.5	19.0
CM08251G9	8	289	250	37	0.9x2p - 45T	39.5	19.0
CM10191G9	10	220	190	21	1.1x2p - 40T	41.0	21.0
CM15850G9	15	100	85	10	1.3x2p - 27T	41.0	21.5
CM20450G9	20	55	45	7	1.2x3p - 20T	41.0	21.5
CM25300G9	25	35	30	4	1.2x4p - 16T	42.0	21.5
CM30200G9	30	23	20	3	1.3x4p - 13T	42.0	22.0
CM06501G0	6	569	500	61	0.8x2p - 63T	44.0	19.5
CM08301G0	8	381	300	38	0.9x2p - 50T	44.0	19.5
CM10201G0	10	255	200	27	1.0x2p - 41T	45.0	20.0
CM15900G0	15	135	90	13	1.0x3p - 28T	45.0	20.0
CM20500G0	20	70	50	8	1.0x4p - 21T	45.0	20.5
CM25300G0	25	38	30	6	1.0x5p - 16T	45.0	20.0
CM30250G0	30	35	25	5	1.0x6p - 15T	45.5	20.5
CM35150G0	35	18	15	4	1.0x7p - 11T	45.5	20.5
CM40100G0	40	16	10	3	1.3x5p - 9T	46.0	20.5
CM04102GJ	4	1080	1000	140	0.9x1p - 71T	44.0	23.0
CM05501GJ	5	509	500	74	1.0x1p - 49T	44.0	22.5
CM08401GJ	8	450	400	43	0.9x2p - 46T	44.5	24.5
CM10301GJ	10	380	300	31	1.0x2p - 40T	45.0	25.0
CM15121GJ	15	137	120	14	1.0x3p - 25T	45.5	25.5
CM20700GJ	20	83	70	12	1.0x4p - 20T	45.5	25.5
CM25500GJ	25	60	50	7	1.0x5p - 17T	46.0	26.0
CM30300GJ	30	38	30	4	1.0x6p - 13T	45.5	26.0
CM40150GJ	40	18	15	3	1.3x5p - 9T	46.0	26.5
CM15201GQ	15	255	200	20	1.0x3p - 32T	54.0	26.0
CM20101GQ	20	125	100	12	1.0x4p - 23T	54.5	25.5
CM20141GQ	20	190	140	13	1.0x4p - 28T	55.0	27.0
CM25700GQ	25	79	70	8	1.0x5p - 19T	54.5	26.0
CM35300GQ	35	35	30	5	1.0x7p - 12T	55.0	26.0
CM40200GQ	40	24	20	3	1.3x5p - 10T	55.5	26.0
CM10501GK	10	530	500	44	1.0x2p - 39T	54.5	34.5
CM15301GK	15	350	300	24	1.0x3p - 31T	55.0	36.0
CM15451GK	15	516	450	30	1.0x3p - 38T	55.5	36.5
CM20201GK	20	250	200	15	1.0x4p - 26T	55.0	36.0
CM25101GK	25	115	100	9	1.0x5p - 18T	55.5	35.5
CM30101GK	30	115	100	8	1.0x6p - 18T	55.5	36.5
CM35500GK	35	60	50	6	1.0x7p - 13T	56.0	36.5
CM50200GK	50	23	20	3	1.3x6p - 8T	57.0	36.0
CM60130GK	60	14	13	3	1.3x7p - 6T	57.0	36.0

*1 The inductance at current 0 [A] indicates the reference value.

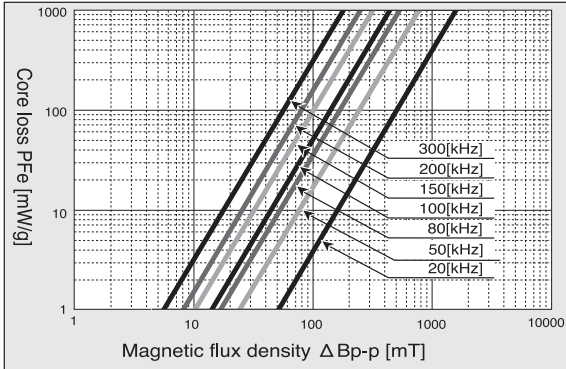
*2 The number of turns indicates the reference value. The specification of the inductance takes precedence over that of the number of turns.

The coils of the lying type are also provided for all the items listed in the table above. For a coil of the type, symbol E should be added to the end of the part number shown in the table (e.g. CM06201G7E). The coils of the pedestal attachment type are also provided for the items with symbol ● in the table above. For a coil of the type, symbol D should be added to the end of the part number shown in the table (e.g. CM06201G7D). The items preceded by symbol ◎ include two types, or the depth type with pedestal and the bed type with pedestal. To order the item of the depth or bed type, add D or B at the end of the item of the item name respectively, as shown in the examples below: (CM06201G7D for the depth type with pedestal) (CM06201G7B for the bed type with pedestal)

*Order the auxiliary pins separately if they are required for the pedestal.

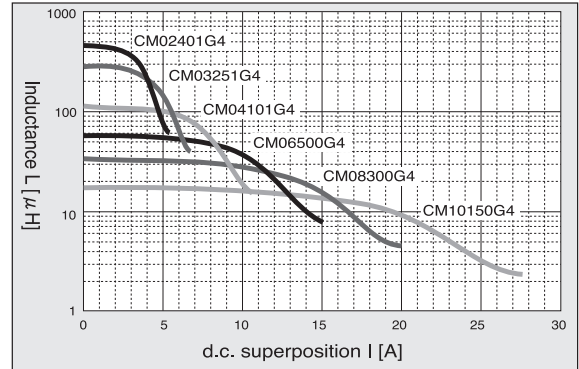
◆Core loss characteristics

●CM-series choke core



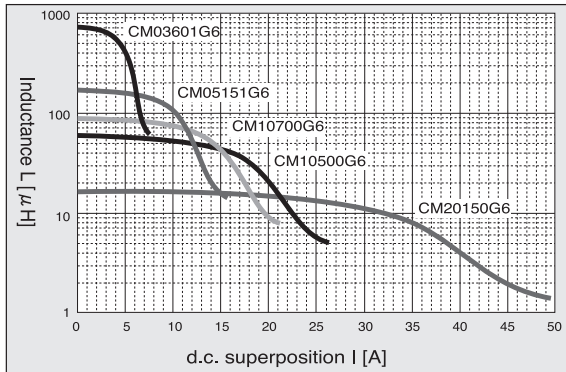
◆dc-current pre-loadability (1) <Example>

●Core : C191305G, Frequency : 10 kHz



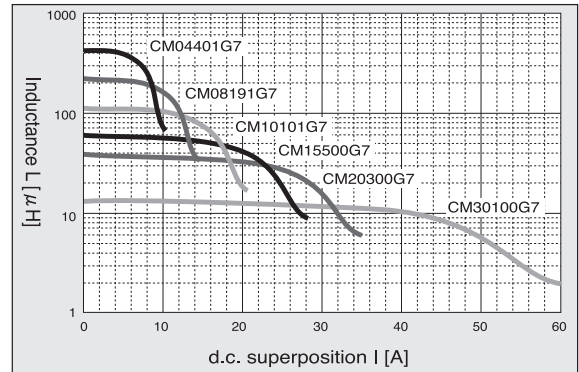
◆dc-current pre-loadability (2) <Example>

●Core : C221310G, Frequency : 10 kHz



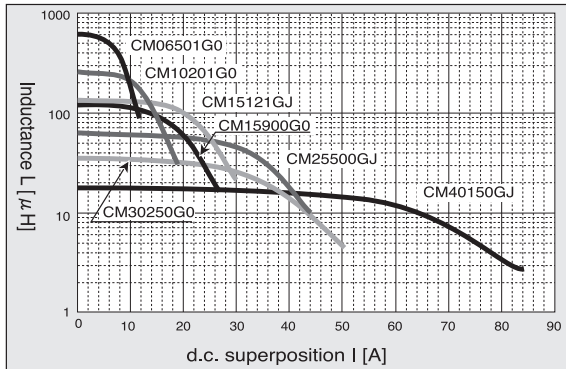
◆dc-current pre-loadability (3) <Example>

●Core : C251510G, Frequency : 10 kHz



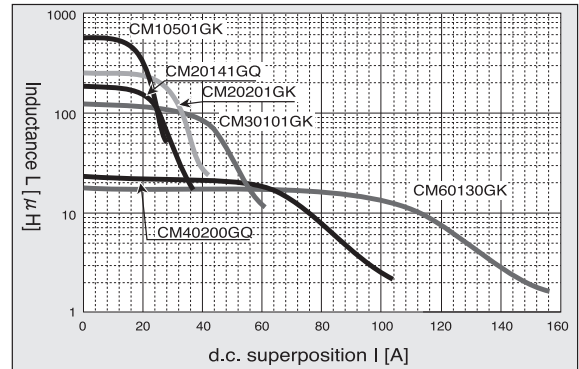
◆dc-current pre-loadability (4) <Example>

●Core : C372310G, C372315G, Frequency : 10 kHz

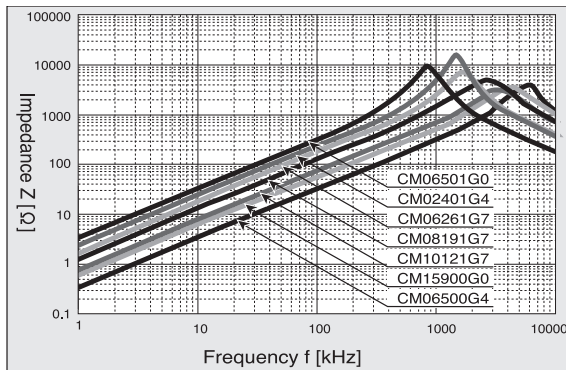


◆dc-current pre-loadability (5) <Example>

●Core : C462715G, C462725G, Frequency : 10 kHz



◆Frequency dependence (1)



◆Frequency dependence (2)

