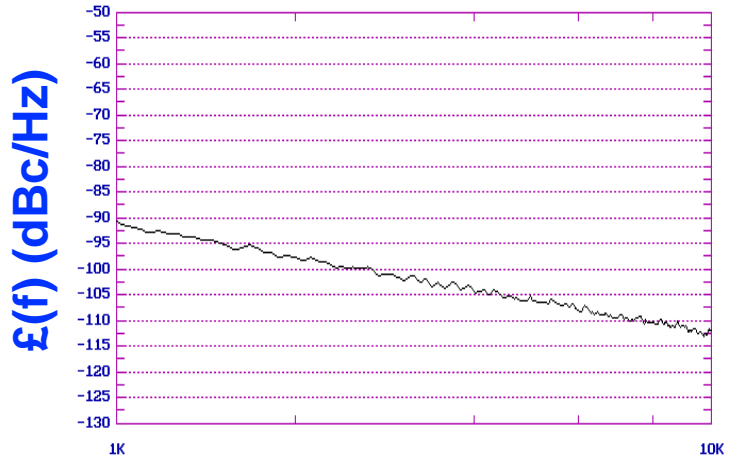




PHASE NOISE (1 Hz BW, typical)



FEATURES	
• Frequency Range:	797 - 803 MHz
• Tuning Voltage:	1 - 4 Vdc
• MINI-14S - Style Package	

APPLICATIONS	
• Digital Cellular	
• VHF Communications	
• Portable Terminal Radio	

OFFSET (Hz)

PERFORMANCE SPECIFICATIONS	VALUE	UNITS
Oscillation Frequency Range	797 - 803	MHz
Phase Noise @ 10 kHz offset (1 Hz BW, typ.)	-112	dBc/Hz
Harmonic Suppression (2nd, typ.)	-28	dBc
Tuning Voltage	1 - 4	Vdc
Tuning Sensitivity (avg.)	18	MHz/V
Power Output	-6.5±1.5	dBm
Load Impedance	50	Ω
Input Capacitance (max.)	100	pF
Pushing	<1	MHz/V
Pulling (14 dB Return Loss, Any Phase)	<1	MHz
Operating Temperature Range	-30 to 85	°C
Package Style	MINI-14S	

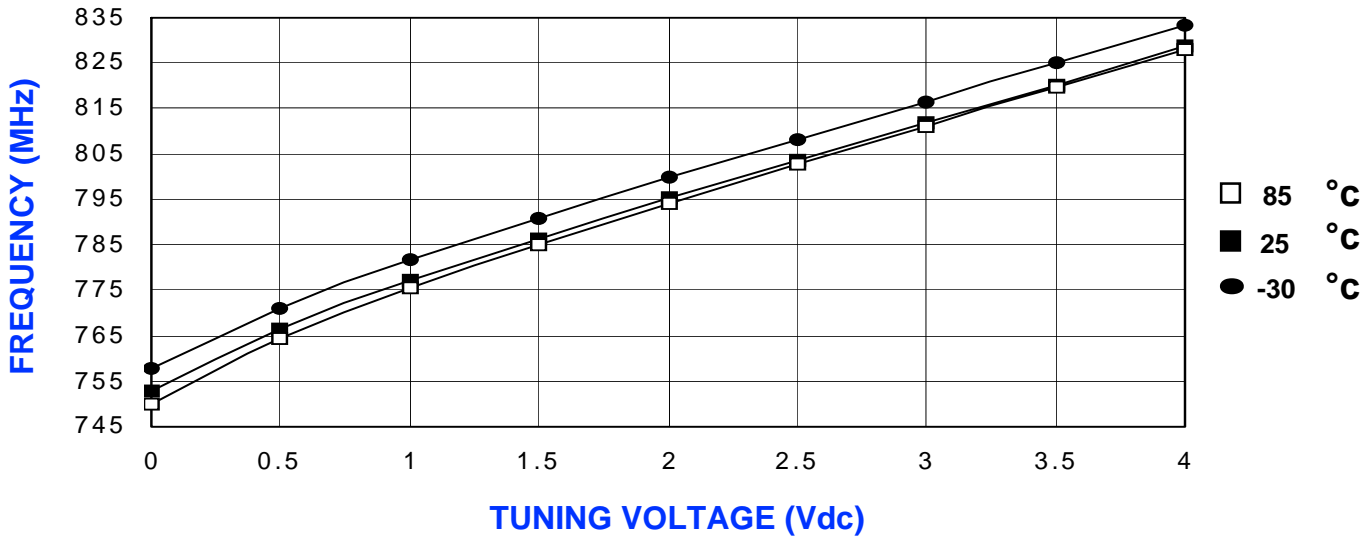
POWER SUPPLY REQUIREMENTS		
Supply Voltage (Vcc, nom.)	5	Vdc
Supply Current (Icc, typ.)	11	mA

All specifications are typical unless otherwise noted and subject to change without notice.

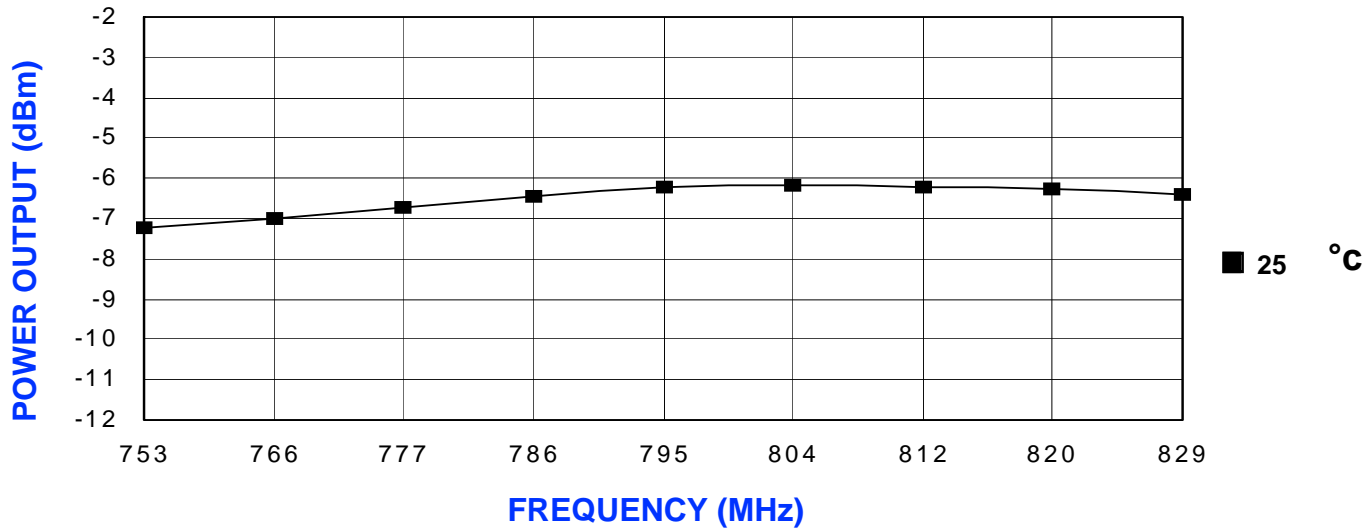
APPLICATION NOTES	
• AN-100/1 : Mounting and Grounding of VCOs	
• AN-102 : Proper Output Loading of VCOs	
• AN-107 : How to Solder Z-COMM VCOs	

NOTES:

TUNING CURVE, typ.



POWER CURVE, typ.



PHYSICAL DIMENSIONS

