

A-05-11-01

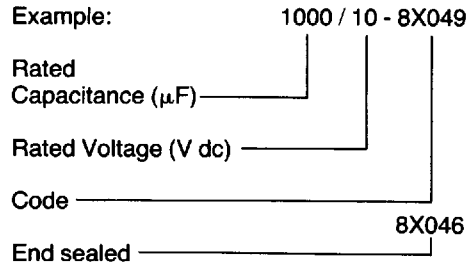
SIEMENS AKTIENGESELLSCHAFT 47E D

8X049 Series General Purpose
 (-40°C to +85°C) ±20% Capacitance Tolerance

Electrolytic capacitor with etched electrodes encapsulated in a tubular aluminum can with external insulation.

This series has been developed with a wide range of high C.V. density units which is available in axial leaded where negative pole is connected on the can.

Ordering Code Example



General Specifications

IEC 384-4, Type GP & DIN 41332, page 1

Climatic Category

(in accordance with DIN 40040) GPF (-40 at +85°C/humidity category F)

IEC
40/085/56

Life Test

1000 h/ +85°C/UN

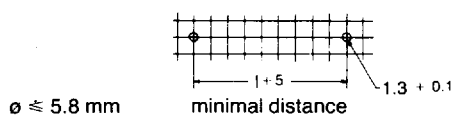
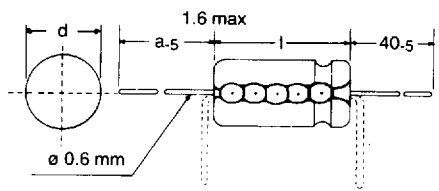
Criteria:
 Δ C/C ± 25% of value initially measured
 Tgd < 200% of value initially specified
 I_L < than the value initially specified

Storage Test

1000 h/ -85°C/OV

The measurements shall be performed after application of rated voltage to the capacitor a series limiting resistor (appr. 1000Ω) for 30 minutes. Then the capacitor must be stored for 24 to 48 hours at room temperature.

Criteria:
 Δ C/C ± 25% of value initially measured
 Tgd < 200% of value initially specified
 I_L < than the value initially specified



8X049 Series General Purpose

(-40°C to +85°C) ±20% Capacitance Tolerance

A-05-11-01

SIEMENS AKTIENGESELLSCHAFT 47E D

Size Code	Standard Sizes D x L Inches (mm)	Maximum Sizes D _{max} x L _{max} (with insulation) Inches (mm)	Lead Diameter Inches (mm)	Cathode Lead Length (a) Inches (mm)
L	0.177 x 0.433 (4.5 x 11)	0.193 x 0.492 (4.9 x 12.5)	0.024 (0.6)	1.575 (40)
M	0.228 x 0.433 (5.8 x 11)	0.244 x 0.492 (6.2 x 12.5)	0.024 (0.6)	1.575 (40)
N	0.256 x 0.689 (6.5 x 17.5)	0.276 x 0.709 (7.0 x 18.0)	0.024 (0.6)	1.575 (40)
O	0.335 x 0.689 (8.5 x 17.5)	0.354 x 0.709 (9.0 x 18.0)	0.024 (0.6)	1.575 (40)
P	0.394 x 0.984 (10 x 25)	0.413 x 1.00 (10.5 x 25.4)	0.024 (0.6)	1.969 (50)
Q	0.472 x 1.181 (12 x 30)	0.492 x 1.20 (12.5 x 30.5)	0.031 (0.8)	2.165 (55)
R	0.551 x 1.181 (14 x 30)	0.571 x 1.20 (14.5 x 30.5)	0.031 (0.8)	2.165 (55)
S	0.630 x 1.181 (16 x 30)	0.650 x 1.20 (16.5 x 30.5)	0.031 (0.8)	2.165 (55)
T	0.709 x 1.378 (18 x 35)	0.728 x 1.40 (18.5 x 35.5)	0.031 (0.8)	2.165 (55)
U	0.709 x 1.575 (18 x 40)	0.728 x 1.59 (18.5 x 40.5)	0.031 (0.8)	2.559 (65)
V	0.787 x 1.575 (20 x 40)	0.807 x 1.59 (20.5 x 40.5)	0.031 (0.8)	2.559 (65)
W	0.984 x 1.575 (25 x 40)	1.00 x 1.59 (25.4 x 40.5)	0.031 (0.8)	2.559 (65)

8X049 Series General Purpose
 (-40°C to +85°C) ±20% Capacitance Tolerance

A-05-11-01

SIEMENS AKTIENGESELLSCHAFT 47E D

Rated Voltage		6.3 Vdc	10 Vdc	16 Vdc	25 Vdc	40 Vdc	50 Vdc	63 Vdc	100 Vdc	160 Vdc	250 Vdc	350 Vdc		
Rated Capacitance		Mechanical Dimensions												
μF	Tol.													
0.1	±20%								L					
0.15									L					
0.22									L					
0.33									L					
0.47									L			N		
0.68									L			N		
1.									L		N	O		
1.5									L	M		N	O	
2.2								L	L	M	N	O	O	
3.3								L	M	N		O	P	
4.7					L	L	M	M	N		O	P	P	
6.8					L	M	M	N	N	O	P	Q	Q	
10					L	M			N	O		P	Q	
15				L	M			N			P	P	R	
22				L	M	N			O	O	P	R	R	
33			L		M	N			O	O	P	Q	R	S
47				M	M	N			O	O	P	R	S	T
68				M		N			O	P	S	T		
100			M	N	N	O	O		P	Q	S	U		
150					N		O	P		Q	U			
220			N		O	O	P	Q	Q	S	V			
330				O		P	Q		R	T				
470			O		P	P	Q	R	S	U				
680			O		P	Q	R	S	U	V				
1,000				P	Q	R	S	T	U	W				
1,500				Q	R	S	T	U	V					
2,200			Q	R	S	T	U	V	W					
3,300				S	T	U								
4,700			S	T	U	W								
6,800			T	U	V									
10,000		U	V											

Series 80049 81049 82049