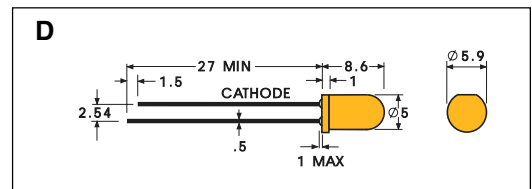
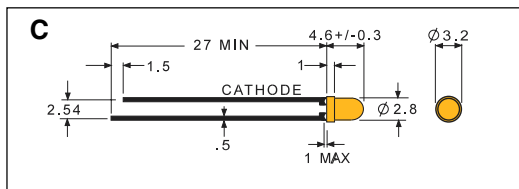


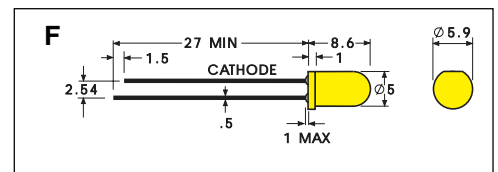
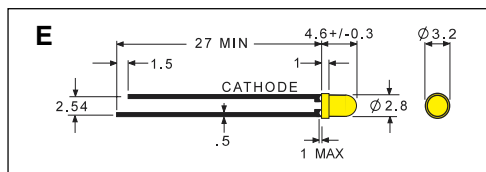
## T-1 and T-1<sup>3/4</sup> ,Ultra Bright, Red GaAlAs LEDs

Line No.	Part No.	Size	Lens	Luminous Intensity at 20mA		Viewing Angle 2θ <sup>1/2</sup>	Forward Voltage at 20mA		Peak Wave Length at 20mA	Drawing	
				Minimum	Maximum		Typical	Maximum			
● RED	1	E169	T-1	Clear	360mcd	500mcd	50°	1.85V	2.50V	660nm	A
● RED	2	E170	T-1	Clear	500mcd	700mcd	50°	1.85V	2.50V	660nm	A
● RED	3	E171	T-1	Clear	700mcd	1000mcd	50°	1.85V	2.50V	660nm	A
● RED	4	E197	T-1	Clear	1200mcd	1400mcd	50°	1.85V	2.50V	660nm	A
● RED	5	E181	T-1 <sup>3/4</sup>	Clear	500mcd	1000mcd	30°	1.85V	2.5V	660nm	B
● RED	6	E183	T-1 <sup>3/4</sup>	Clear	1300mcd	1600mcd	30°	1.85V	2.5V	660nm	B
● RED	7	E184	T-1 <sup>3/4</sup>	Clear	2000mcd	3500mcd	30°	1.85V	2.5V	660nm	B
● RED	8	E301	T-1 <sup>3/4</sup>	Diffused	110mcd	200mcd	60°	1.85V	2.5V	660nm	B
● RED	9	E303	T-1 <sup>3/4</sup>	Diffused	200mcd	300mcd	60°	1.85V	2.5V	660nm	B
● RED	10	E304	T-1 <sup>3/4</sup>	Diffused	300mcd	500mcd	60°	1.85V	2.5V	660nm	B



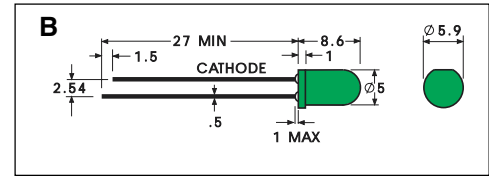
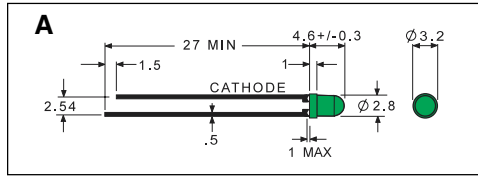
## T-1 and T-1<sup>3/4</sup>, Ultra Bright, Orange InGaAlP LEDs

Line No.	Part No.	Size	Lens	Luminous Intensity at 20mA		Viewing Angle 2θ <sup>1/2</sup>	Forward Voltage at 20mA		Peak Wave Length at 20mA	Drawing	
				Minimum	Maximum		Typical	Maximum			
● ORANGE	11	E199	T-1	Orange Translucent	500mcd	1600mcd	50°	1.8V	2.3V	620nm	C
● ORANGE	12	E194	T-1 <sup>3/4</sup>	Orange Translucent	700mcd	3000mcd	30°	1.8V	2.3V	620nm	D



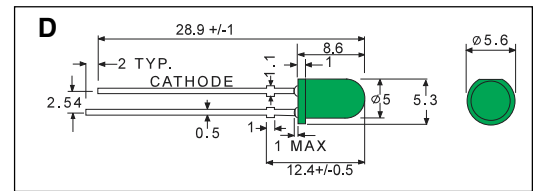
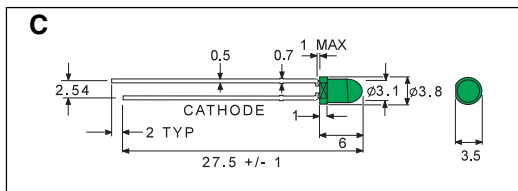
## T-1 and T-1<sup>3/4</sup>, Ultra Bright , Yellow InGaAlP LEDs

Line No.	Part No.	Size	Lens	Luminous Intensity at 20mA		Viewing Angle 2θ <sup>1/2</sup>	Forward Voltage at 20mA		Peak Wave Length at 20mA	Drawing	
				Minimum	Maximum		Typical	Maximum			
● YELLOW	13	E198	T-1	Yellow Translucent	300mcd	1000mcd	50°	2.0V	2.5V	595nm	E
● YELLOW	14	E195	T-1 <sup>3/4</sup>	Yellow Translucent	400mcd	1600mcd	30°	2.0V	2.5V	595nm	F



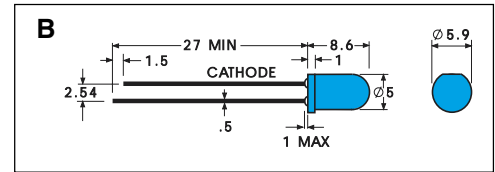
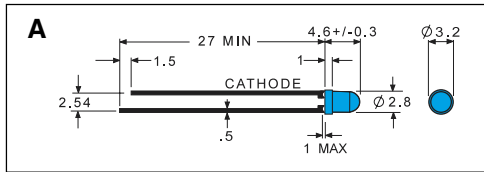
## T-1 and T-1<sup>3/4</sup>, Super Bright, Green GaP LEDs

	Line No.	Part No.	Size	Lens	Luminous Intensity at 20mA		Viewing Angle 2θ <sup>1/2</sup>	Forward Voltage at 20mA		Peak Wave Length at 20mA	Drawing
					Minimum	Maximum		Typical	Maximum		
● GREEN	1	E166	T-1	Clear	100mcd	300mcd	50°	2.2V	2.5V	565nm	A
● GREEN	2	E196	T-1	Diffused	40mcd	60mcd	60°	2.2V	2.5V	565nm	A
● GREEN	3	E168	T-1 <sup>3/4</sup>	Clear	100mcd	200mcd	30°	2.2V	2.5V	565nm	B



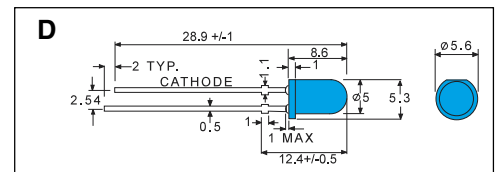
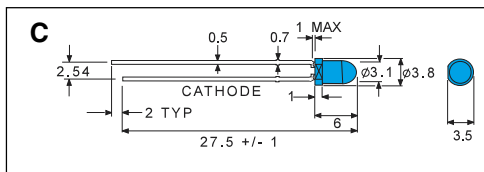
## T-1 and T-1<sup>3/4</sup>, Mega Bright Green, GaN LEDs

	Line No.	Part No.	Size	Lens	Luminous Intensity at 20mA		Viewing Angle 2θ <sup>1/2</sup>	Forward Voltage at 20mA		Reverse Current (V <sub>R</sub> =5.0V)	Peak Wave Length at 20mA	Drawing
					Minimum	Typical		Typical	Maximum			
● GREEN	4	E902	T-1	Clear	6800mcd	13,200mcd	15°	3.5V	4.0V	50μA	525nm	C
● GREEN	5	E903	T-1 <sup>3/4</sup>	Clear	13,800mcd	16,000mcd	15°	3.5V	4.0V	50μA	525nm	D



## T-1 and T-1<sup>3/4</sup>, Super Bright, Blue GaN LEDs

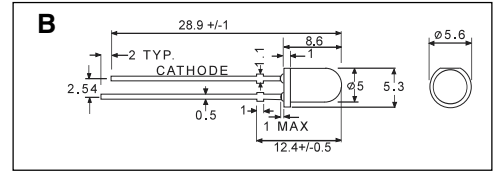
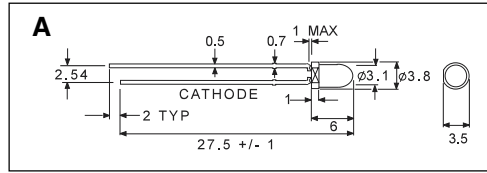
Line No.	Part No.	Size	Lens	Luminous Intensity at 20mA		Viewing Angle 2θ <sup>1/2</sup>	Forward Voltage at 20mA		Peak Wave Length at 20mA	Drawing	
				Minimum	Maximum		Typical	Maximum			
● BLUE	1	E472	T-1	Clear	20.0mcd	90.0mcd	20°	4.5V	5.5V	430nm	A
● BLUE	2	E474	T-1 <sup>3/4</sup>	Clear	60.0mcd	150.0mcd	16°	4.5V	5.5V	430nm	B



## T-1 and T-1<sup>3/4</sup>, Mega Bright Blue GaN LEDs

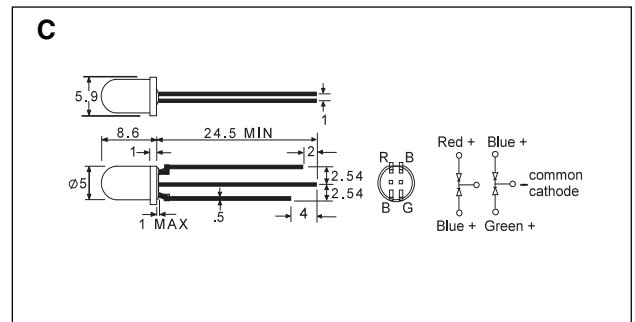
Line No.	Part No.	Size	Lens	Luminous Intensity at 20mA		Viewing Angle 2θ <sup>1/2</sup>	Forward Voltage at 20mA		Reverse Current (V <sub>R</sub> =5.0V)	Peak Wave Length at 20mA	Drawing	
				Minimum	Typical		Typical	Maximum				
● BLUE	3	E482	T-1	Clear	1940mcd	2300mcd	15°	3.6V	4.0V	50μA	470nm	C
● BLUE	4	E484	T-1 <sup>3/4</sup>	Clear	4120mcd	4800mcd	15°	3.6V	4.0V	50μA	470nm	D





## T-1 and T-1<sup>3/4</sup>, Mega Bright White LEDs

Line No.	Part No.	Size	Lens	Luminous Intensity at 20mA		Viewing Angle 2θ <sup>1/2</sup>	Forward Voltage at 20mA		Reverse Current (V <sub>R</sub> =5.0V)	Chromaticity Coordinates		Drawing	
				Minimum	Typical		Typical	Maximum		X Typ.	Y Typ.		
○ WHITE	1	E1004	T-1	Clear	3900mcd	4600mcd	25°	3.6V	4.0V	50μA	0.31	0.32	A
○ WHITE	2	E1003	T-1 <sup>3/4</sup>	Clear	7800mcd	9200mcd	15°	3.6V	4.0V	50μA	0.31	0.32	B



## T-1<sup>3/4</sup> Full Color LEDs

Line No.	Part No.	Lens	Luminous Intensity at 20mA		Viewing Angle 2θ <sup>1/2</sup>	Forward Voltage at 20mA		Peak Wave Length at 20mA	Drawing
			Minimum	Maximum		Typical	Maximum		
○ WHITE	3	Clear	90mcd	200mcd	15°	2.0V	2.5V	625nm	C
			50mcd	90mcd	15°	2.2V	2.5V	565nm	
			12.5mcd	40mcd	15°	4.5V	5.5V	430nm	
○ WHITE	4	Diffused White	20.0mcd	90.0mcd	30°	2.0V	2.5V	625nm	C
			20.0mcd	70.0mcd	30°	2.2V	2.5V	565nm	
			3.2mcd	12.5mcd	30°	4.5V	5.5V	430nm	