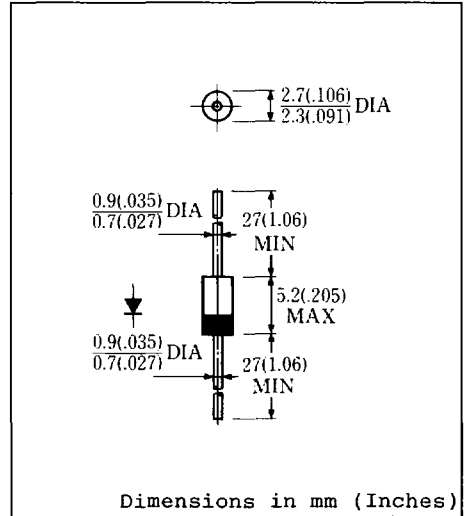


FEATURES

- Miniature Size
- Low Forward Voltage Drop
- Low Reverse Leakage Current
- High Surge Capability
- 52mm Inside Tape Spacing Package Available



Approx. Net Weight : 0.33 Grams

MAXIMUM RATINGS

Voltage Rating	TYPE	◆10D1	◆10D2	◆10D4	◆10D6	◆10D8	◆10D10	Unit
	Symbol							
Repetitive Peak Reverse Voltage	V_{RRM}	100	200	400	600	800	1000	v
Non-Repetitive Peak Reverse Voltage	V_{RSM}	250	400	600	800	1000	1200	v
Electrical Rating	Symbol	Condition					Rating	Unit
Average Rectified Output Current	I_O	180° sinusoidal wave conduction $T_a = 70^\circ\text{C}$					1.0	A
RMS Forward Current	$I_{F(RMS)}$						1.57	A
Peak One-cycle Forward Surge Current	I_{FSM}	50Hz half sine wave, non-repetitive					50	A
Operating Frequency	f						1,000	Hz
Operating Junction Temperature Range	T_{jw}						-40 to 150	°C
Storage Temperature Range	T_{stg}						-40 to 150	°C

ELECTRICAL & THERMAL CHARACTERISTICS

Characteristics	Symbol	Test Condition		Max.	Unit
Peak Forward Voltage	V_{FM}	$I_{FM} = 1.0A$	$T_j = 25^\circ\text{C}$	0.9	v
Peak Reverse Current	I_{RM}	$V_{RM} = V_{RRM}$ $T_j = 25^\circ\text{C}$	10D1 ~ 10D2	50	μA
			10D4 ~ 10D10	5	
Thermal Resistance	$R_{th(j-a)}$	Junction to Ambient		91	°C/W

◆ For spare parts only

FIG.1-FORWARD VOLTAGE VS. FORWARD CURRENT

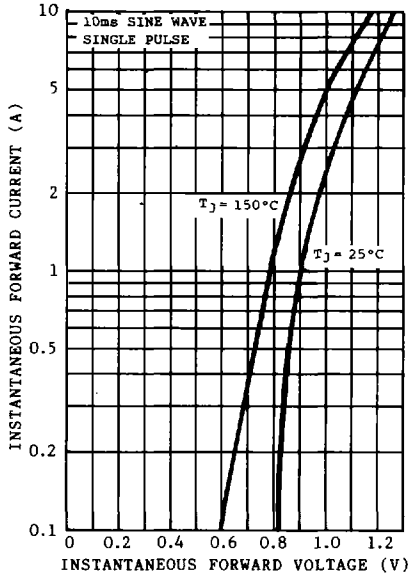


FIG.2-AVERAGE FORWARD POWER DISSIPATION

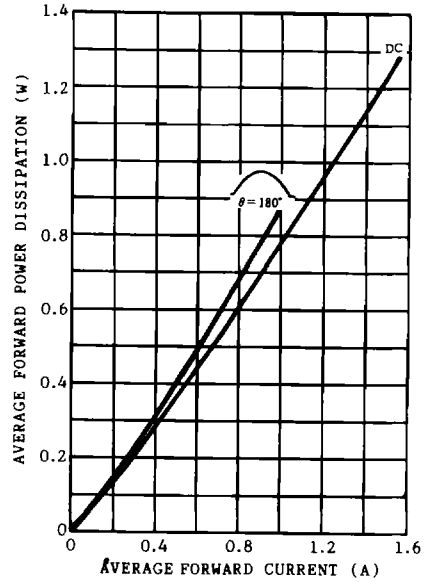


FIG.3-AVERAGE FORWARD CURRENT VS. AMBIENT TEMPERATURE

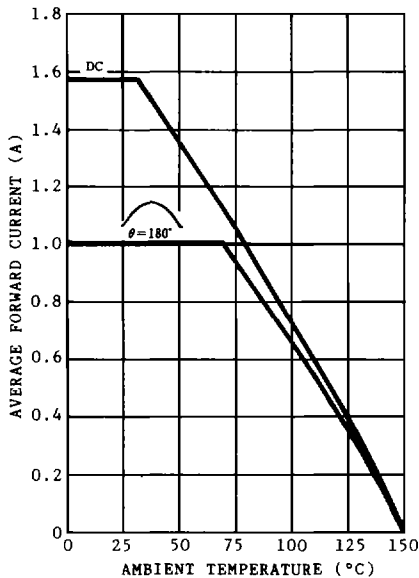
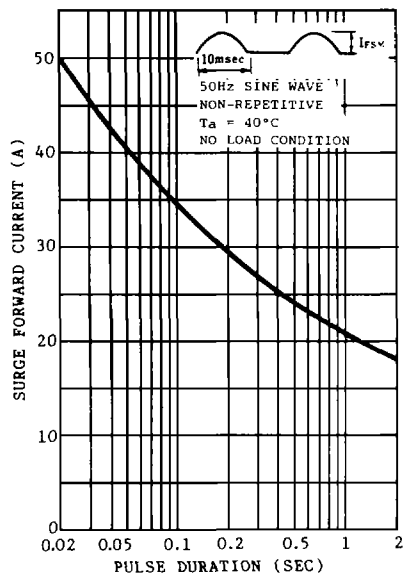


FIG.4-SURGE CURRENT RATINGS



G