

# ECONOLINE - DC/DC-Converter


RXT & RYT Series, 1W, DIP14, Regulated, Isolated Outputs (Dual Output)



# RECOM

## Features

- Isolated Outputs
- Output/Output Isolation 1kVDC
- Power Sharing on Outputs
- UL 94V-0 Package Material
- No Heatsink Required
- Toroidal Magnetics
- No Extern. Components Required
- Input/Output Isolation 1kVDC

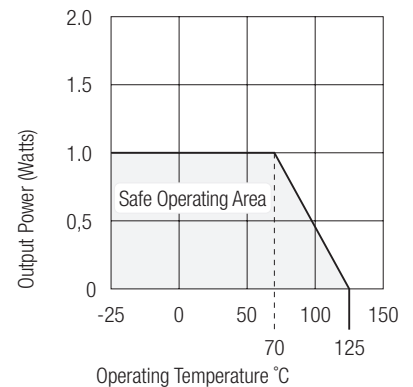


## Selection Guide

Part Number DIP 14	Part Number SIP 7	Input Voltage (VDC)	Output Voltage (V1VDC)	Output Voltage (V2VDC)	Output Current (mA)	Efficiency (%)
RXT-XX0505	RYT-XX0505	5, 9, 12, 15, 24	5	5	100/100	53
RXT-XX0909	RYT-XX0909	5, 9, 12, 15, 24	9	9	55/55	58
RXT-XX1212	RYT-XX1212	5, 9, 12, 15, 24	12	12	42/42	62
RXT-XX1515	RYT-XX1515	5, 9, 12, 15, 24	15	15	33/33	65
RXT-XX0524	RYT-XX0524	5, 9, 12, 15, 24	24	24	21/21	65

## Specifications (Core Operating Area) and Operating Temperature / Derating-Graph

Input Voltage	±5%
Input Filter	Capacitor Type
Output Voltage Accuracy	±5%
Line Voltage Regulation	±0.5% - ±1%
Load Voltage Regulation (20% to 100% full load)	±0.5% - ±1.0%
Ripple and Noise (20MHz limited)	100mV p-p max.
Efficiency at Full Load	50% min.
Isolation Voltage	1.000VDC min.
Isolation Resistance (Viso = 500VDC)	10 GΩ min.
Isolation Capacitance	40pF min./72pF max.
Outputs Isolation Voltage	1.000VDC min.
Short Circuit Protection	1 Second
Switching Frequency at Full Load	38kHz min. / 85kHz max.
Operating Temperature	-25°C to +70°C (see Graph)
Storage Temperature	-55°C to +125°C
Package Weight	2.9g



# ECONOLINE - DC/DC-Converter

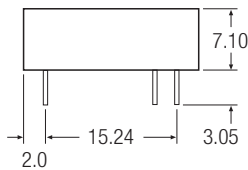
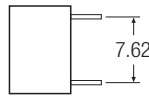
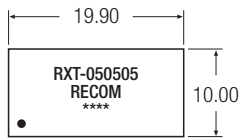
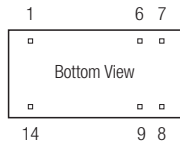
RXT & RYT Series, 1W, DIP14, Regulated, Isolated Outputs (Dual Output)



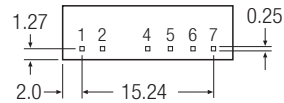

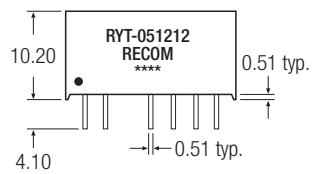
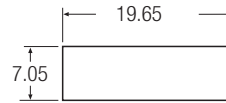
# RECOM

## Package Style and Pinning (mm)

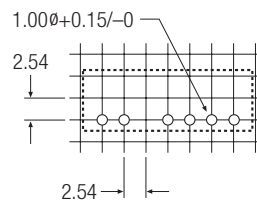
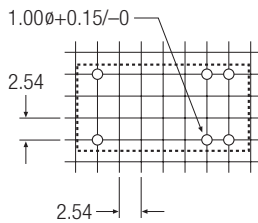
### 14 PIN DIP Package



### 7 PIN SIP Package



### Recommended Footprint Details



#### Pin Connections RXT

Pin #	Dual
1	-Vin
6	+Vout 1
7	-Vout 1
8	-Vout 2
9	+Vout 2
14	+Vin

#### Pin Connections RYT

Pin #	Dual
1	+Vin
2	-Vout
4	+Vout 1
5	-Vout 1
6	+Vout 2
7	-Vout 2

XX.X ± 0.5 mm  
XX.XX ± 0.25 mm