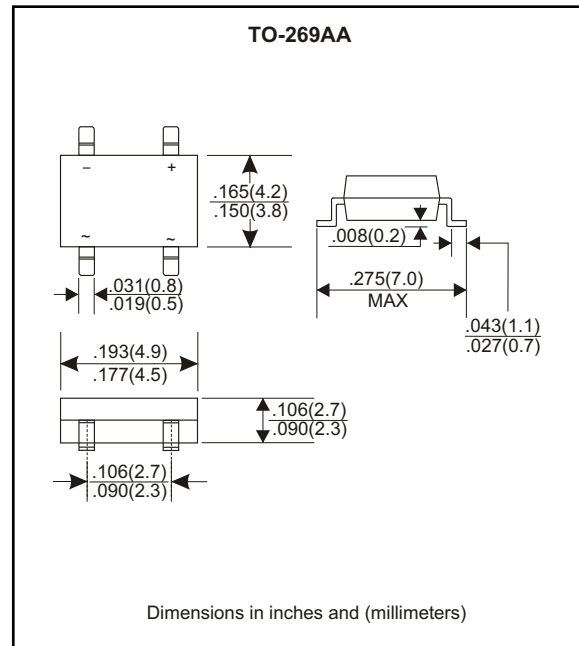


B05S THRU B10S

Glass passivated type

Features

- Plastic package has Underwriters Laboratory Flammability Classification 94V-O Utilizing Flame Retardant Epoxy Molding Compound.
- For surface mounted applications.
- Exceeds environmental standards of ML-S-19500 / 228
- Glass passivated junction



Mechanical data

Case : Moulded plastic, JEDECTO-269AA
 Terminals : Solder plated, solderable per ML-STD-750, Method 2026
 Polarity : marked on body
 Mounting Position : Any
 Weight : 0.22 gram

MAXIMUM RATINGS (AT $T_A=25^{\circ}\text{C}$ unless otherwise noted)

PARAMETER	CONDITIONS	Symbol	MIN.	TYP.	MAX.	UNIT
Forward rectified current	See Fig.1	I_O			0.5	A
Forward surge current	8.3ms single half sine-wave superimposed on rate load (JEDEC methode)	I_{FSM}			30	A
Reverse current	$V_R = V_{RRM} T_A = 25^{\circ}\text{C}$	I_R			5.0	μA
	$V_R = V_{RRM} T_A = 125^{\circ}\text{C}$				500	μA
Thermal resistance	Junction to ambient	R_{QJA}		85		$^{\circ}\text{C} / \text{w}$
Diode junction capacitance	f=1MHz and applied 4vDC reverse voltage	C_J		25		pF
Storage temperature		T_{STG}	-55		+150	$^{\circ}\text{C}$

SYMBOLS	MARKING CODE	V_{RRM}^{*1} (V)	V_{RMS}^{*2} (V)	V_R^{*3} (V)	V_F^{*4} (V)	Operating temperature ($^{\circ}\text{C}$)
B05S	B05S	50	35	50	1.0	-55 to +150
B1S	B1S	100	70	100		
B2S	B2S	200	140	200		
B4S	B4S	400	280	400		
B6S	B6S	600	420	600		
B8S	B8S	800	560	800		
B10S	B10S	1000	700	1000		

- *1 Repetitive peak reverse voltage
- *2 RMS voltage
- *3 Continuous reverse voltage
- *4 Maximum forward voltage per element at 0.5A peak

RATING AND CHARACTERISTIC CURVES (B05S THRU B10S)

FIG.1-TYPICAL FORWARD CURRENT DERATING CURVE

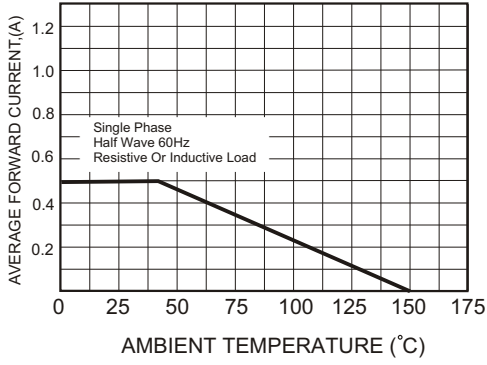


FIG.2-MAXIMUM NON-REPETITIVE FORWARD SURGE CURRENT

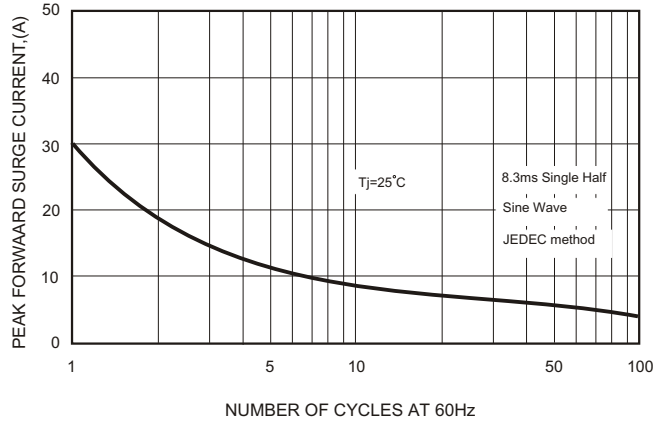


FIG.3-TYPICAL FORWARD CHARACTERISTICS

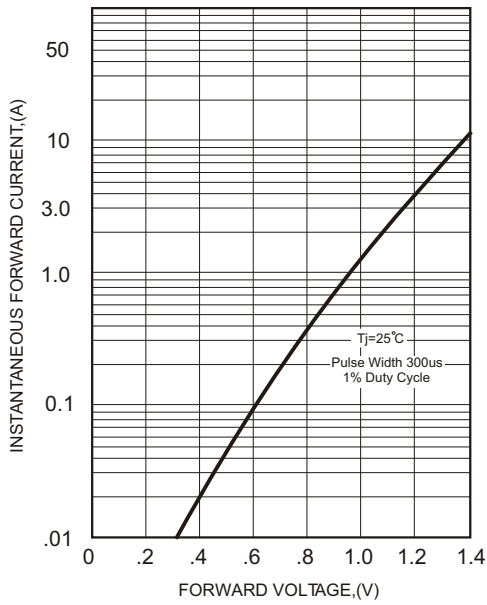


FIG.4-TYPICAL REVERSE CHARACTERISTICS

