

Silicon Variable Capacitance Diode

Description

The 1T369 is a super miniature package variable capacitance diode for a wide-band CATV.

Features

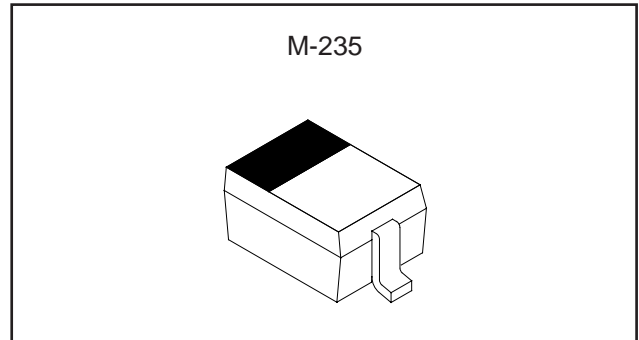
- Super miniature package
- Small series resistance $r_s=1.0 \Omega$ (Max.)
- Large capacitance ratio $C_2/C_{25}=15.5$ (Typ.)
- Capacitance deviation in a matching group
2.0 % (Max.)

Applications

Electronic tuning of wide-band CATV

Structure

Silicon epitaxial planar type diode



Absolute Maximum Ratings (Ta=25 °C)

- Reverse voltage V_R 34 V
- Operating temperature T_{opr} -20 to +75 °C
- Storage temperature T_{stg} -65 to +150 °C

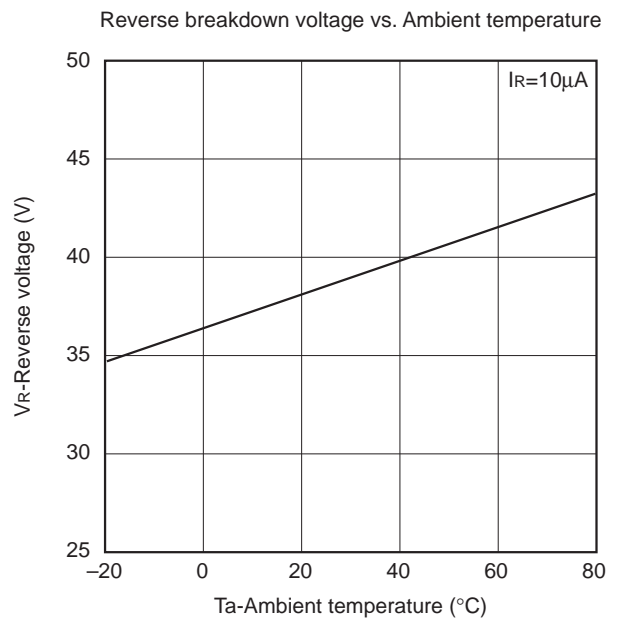
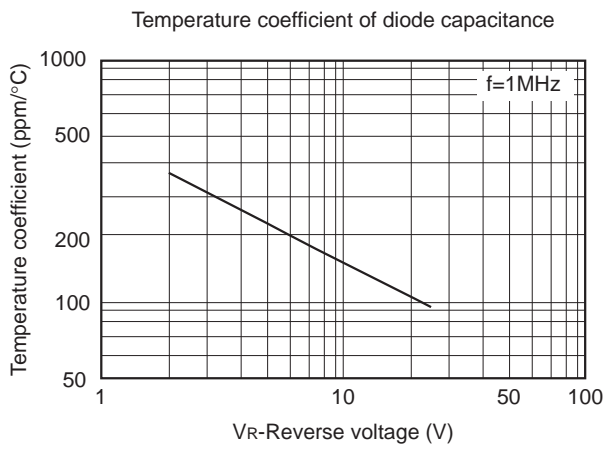
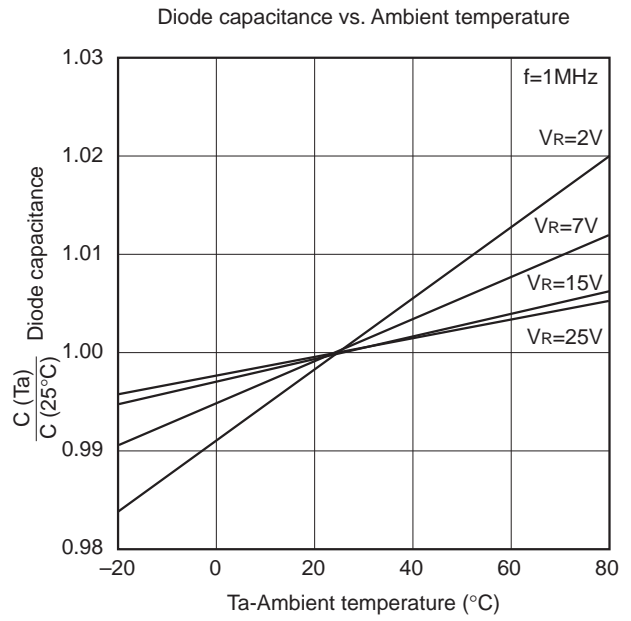
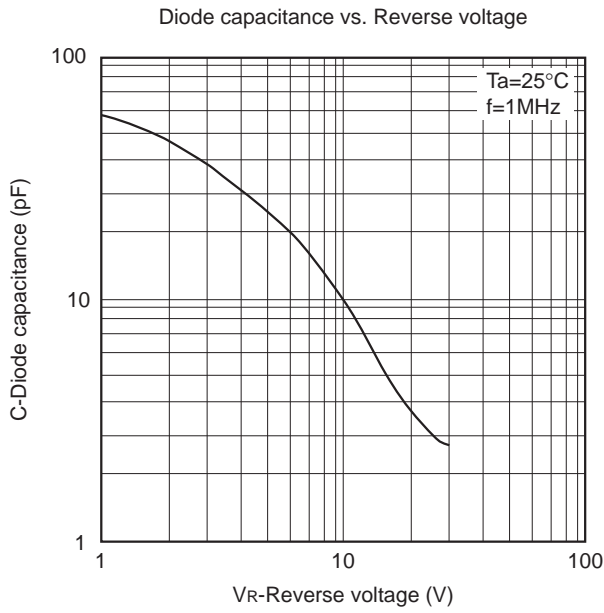
Electrical Characteristics

(Ta=25 °C)

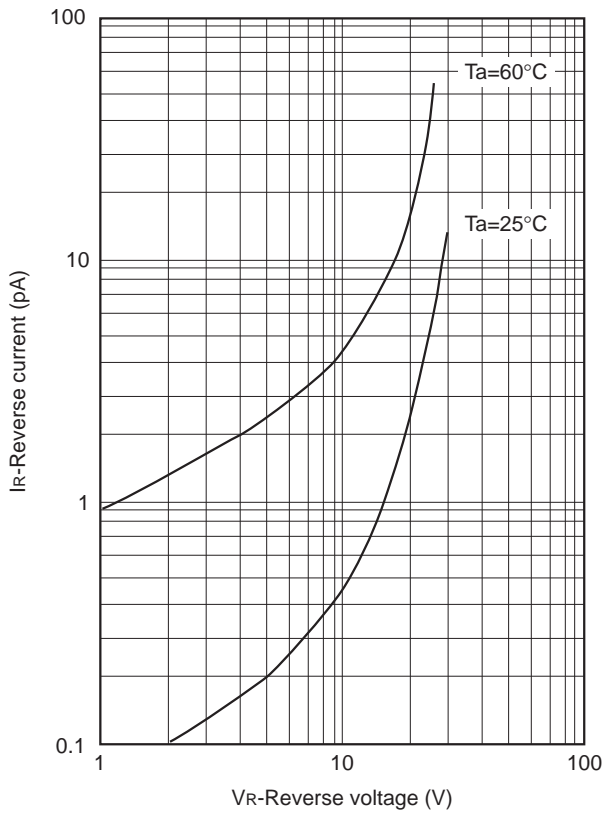
Item	Symbol	Conditions	Min.	Typ.	Max.	Unit
Reverse current	I_R	$V_R=28 V$			10	nA
Reverse voltage	V_R	$I_R=1 \mu A$	34			V
Diode capacitance	C_2	$V_R=2 V, f=1 MHz$	39.5	43.4	47.4	pF
	C_{25}	$V_R=25 V, f=1 MHz$	2.60	2.80	3.03	pF
Capacitance ratio	C_2/C_{25}		14.5	15.5	17.0	
Series resistance	r_s	$C_D=14 pF, f=470 MHz$			1.0	Ω
Capacitance deviation in a matching group	ΔC	C2 to C25			2.0	%

Sony reserves the right to change products and specifications without prior notice. This information does not convey any license by any implication or otherwise under any patents or other right. Application circuits shown, if any, are typical examples illustrating the operation of the devices. Sony cannot assume responsibility for any problems arising out of the use of these circuits.

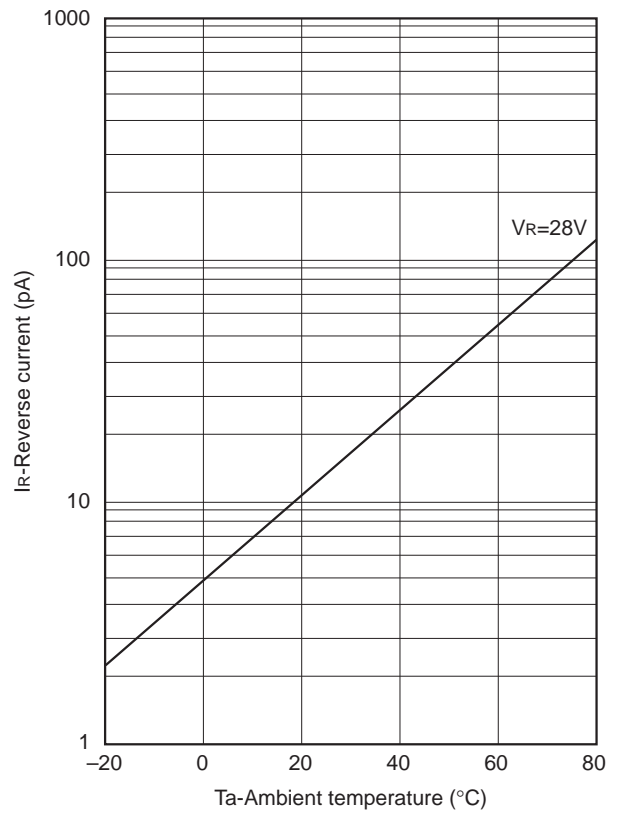
Example of Representative Characteristics



Reverse current vs. Reverse voltage

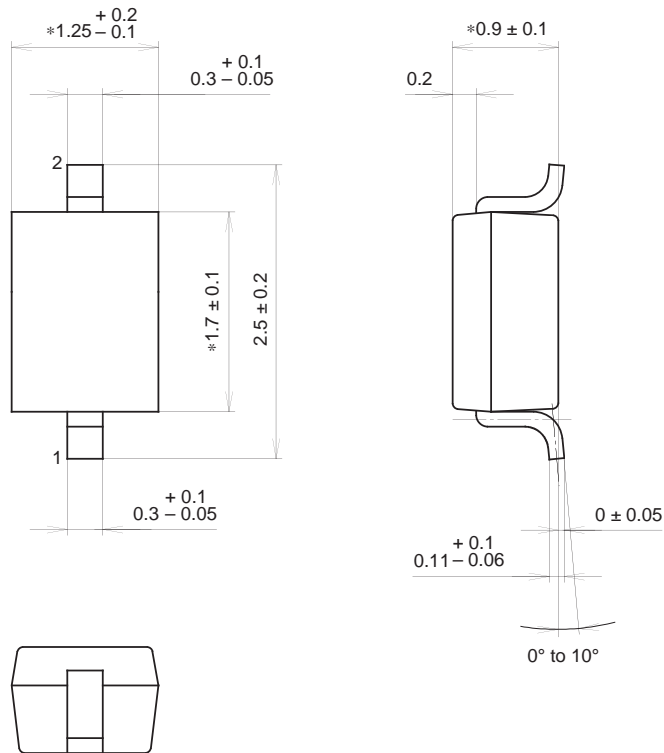


Reverse current vs. Ambient temperature



Package Outline Unit : mm

M-235

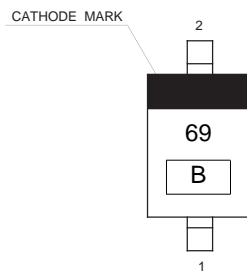


NOTE: Dimension "*" does not include mold protrusion.

SONY CODE	M-235
EIAJ CODE	_____
JEDEC CODE	_____

PACKAGE WEIGHT	0.1g
----------------	------

Marking



Notes

- 1) B: Lot No. (Year and Month of manufacture)
Year; Last one digit
Month; A, B, C (for Oct. to Dec.)
1 to 9 (for Jan. to Sept.)