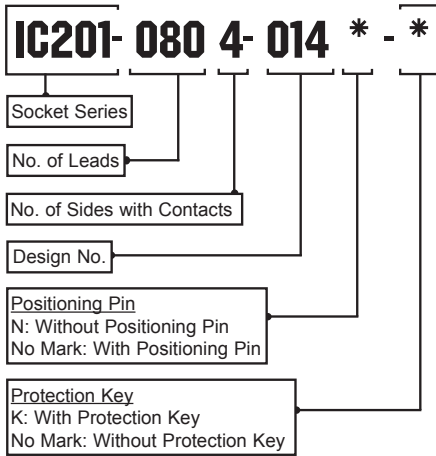



QFP (Open Top)

IC201 Series

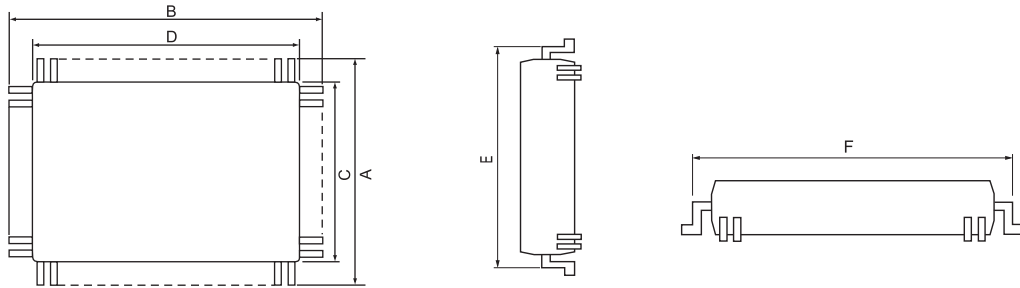


Characteristics

Insulation Resistance: 1,000M Ω minimum at 500 VDC
 Withstanding Voltage: 100-700 VAC for 1 minute
 Contact Resistance: 30m Ω max. at 10mA/20mV (Initial)
 Operating Temperature: -40°C ~ +170°C

Material

Insulator: PEI (Glass Filled)
 Contact: Beryllium Copper
 Plating: Gold over Nickel



Part Number	No. of Leads	Pitch	Matching Package Dimensions						Notes
			A	B	C	D	E (Max)	F (Max)	
IC201-0644-003	64	0.5mm	12.0	12.0	10.0	10.0	11.3	11.3	W/ protection wall
IC201-0644-019	64	1.0mm	17.9	23.9	14.0	20.0	16.6	22.6	Clamshell IC51-820-KS9376
IC201-0804-020	80	0.5mm	13.6	13.6	12.0	12.0	12.5	12.5	
IC201-0804-012	80	0.65mm	17.2	17.2	14.0	14.0	16.0	16.0	
IC201-0804-014	80	0.5mm	14.0	14.0	12.0	12.0	13.3	13.3	Clamshell IC51-0804-808
IC201-0804-032	80	0.8mm	17.2	23.2	14.0	20.0	16.0	22.0	Clamshell IC51-819-KS12721
IC201-0804-005	80	0.8mm	17.9	23.9	14.0	20.0	16.6	22.6	Clamshell IC51-0804-819-1
IC201-1004-008	100	0.5mm	16.0	16.0	14.0	14.0	15.2	15.2	Clamshell IC51-1004-809
IC201-1004-016	100	0.65mm	17.9	23.9	14.0	20.0	16.6	22.6	Clamshell IC51-1004-814-1
IC201-1004-028	100	0.65mm	17.2	23.2	14.0	20.0	15.8	21.8	Clamshell IC51-814-KS12033
IC201-1204-017	120	0.5mm	18.4	18.4	16.0	16.0	17.1	17.1	
IC201-1444-026-2	144	0.5mm	22.0	22.0	20.0	20.0	21.2	21.2	Clamshell IC51-1444-1354-5
IC201-1444-034	144	0.5mm	22.0	22.0	20.0	20.0	21.2	21.2	Clamshell IC51-1444-1354-7
IC201-1604-006	160	0.65mm	31.2	31.2	28.0	28.0	30.0	30.0	Clamshell IC51-1604-845-4
IC201-1764-033-2	176	0.5mm	26.0	26.0	24.0	24.0	25.2	25.2	
IC201-2084-001	208	0.5mm	30.0	30.0	28.0	28.0	29.1	29.1	
IC201-2084-029	208	0.5mm	30.6	30.6	28.0	28.0	29.8	29.8	
IC201-2564-002	256	0.5mm	30.6	42.6	28.0	40.0	30.1	42.1	
IC201-3044-004	304	0.5mm	42.6	42.6	40.0	40.0	41.6	41.6	Clamshell IC51-3044-1471-2

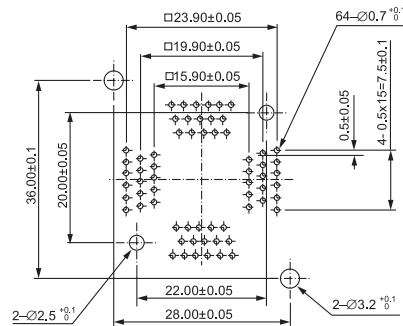
Note: The above represents general guideline information only. We recommend actual check of package before ordering.
 Please call for other pin-counts.

PC BOARD LAYOUTS

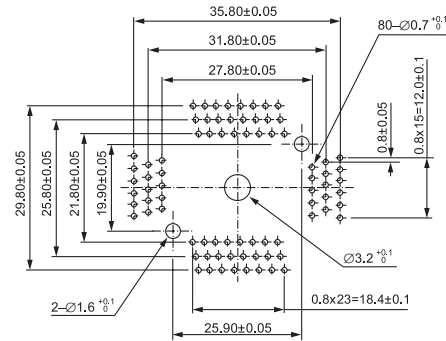
QFP (Open Top)

IC201 Series

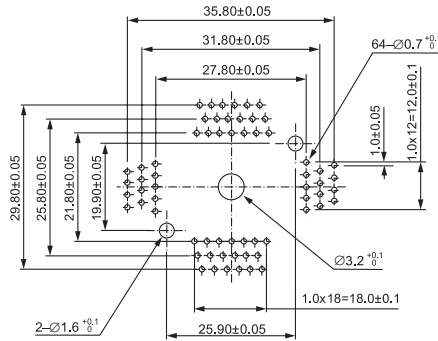
QFP IC201-0644-003 (64 Pins)



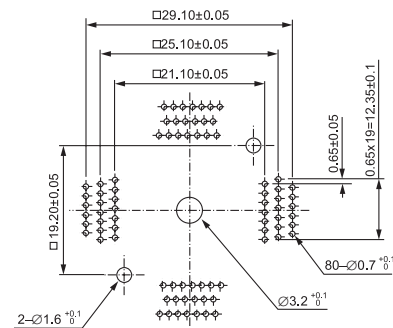
QFP IC201-0804-005 (80 Pins)



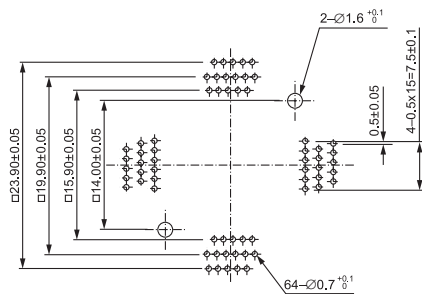
QFP IC201-0644-019 (64 Pins)



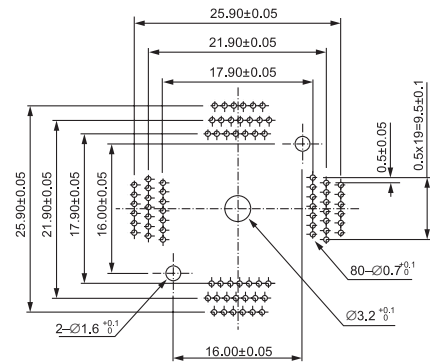
QFP IC201-0804-012 (80 Pins)



QFP IC201-0644-040 (64 Pins)



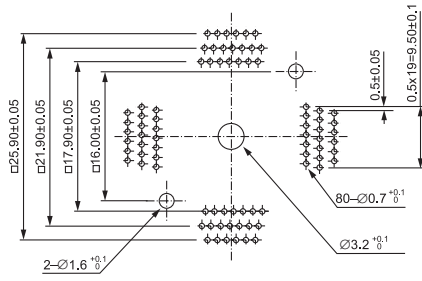
QFP IC201-0804-014 (80 Pins)



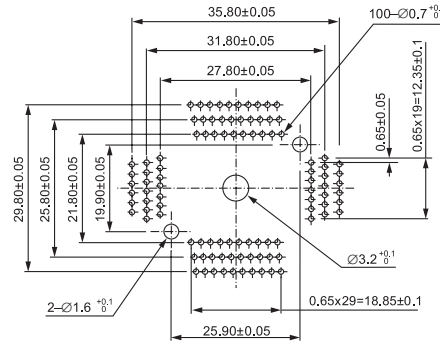
Quad Flat Packages

IC201 Series

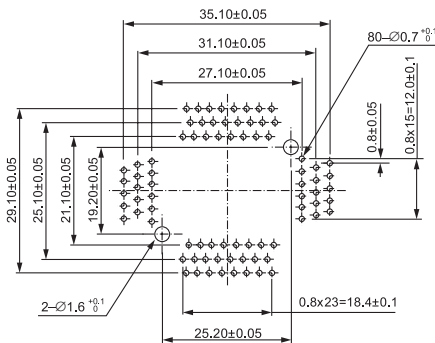
QFP IC201-0804-020 (80 Pins)



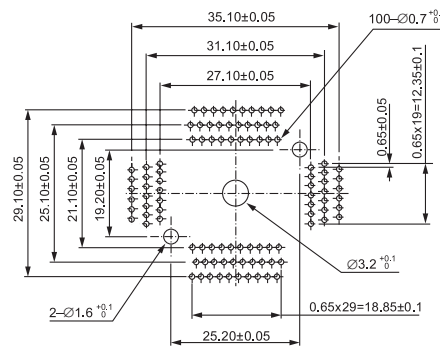
QFP IC201-1004-016 (100 Pins)



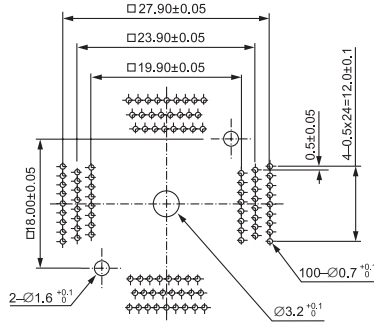
QFP IC201-0804-032 (80 Pins)



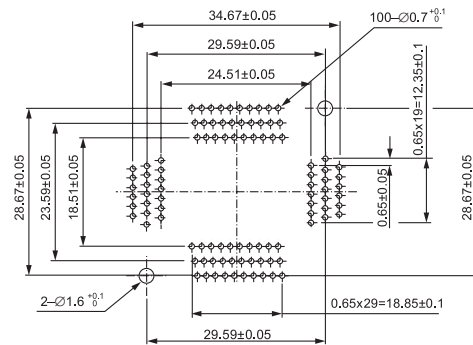
QFP IC201-1004-028 (100 Pins)



QFP IC201-1004-008 (100 Pins)



QFP IC201-1004-050 (100 Pins)

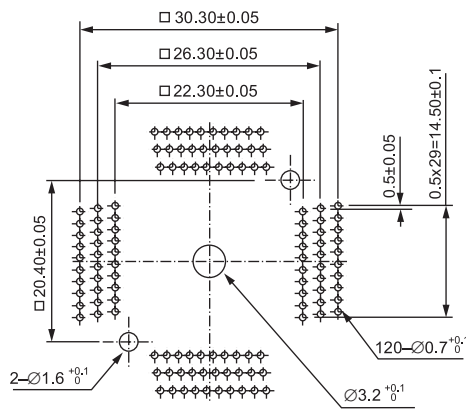


PC BOARD LAYOUTS

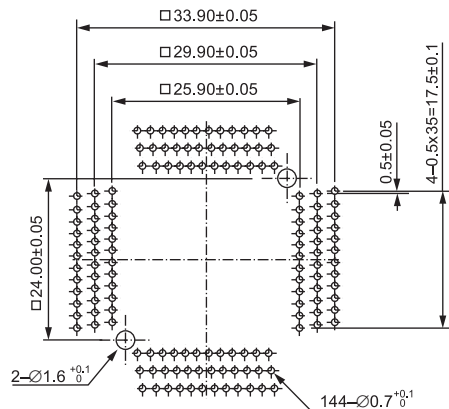
QFP (Open Top)

IC201 Series

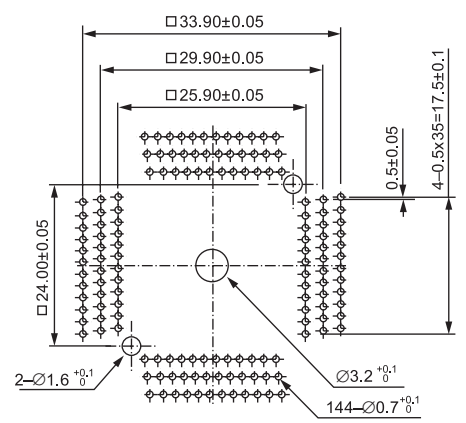
QFP IC201-1204-017 (120 Pins)



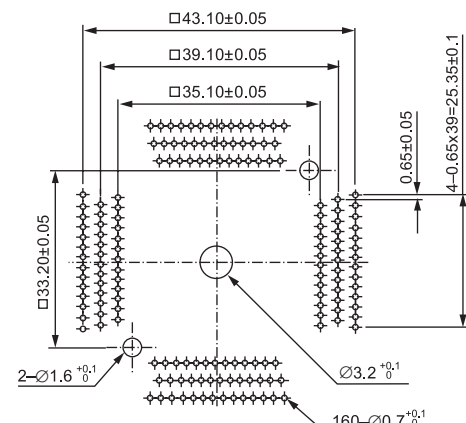
QFP IC201-1444-034 (144 Pins)



QFP IC201-1444-026-2 (144 Pins)



QFP IC201-1604-006 (160 Pins)



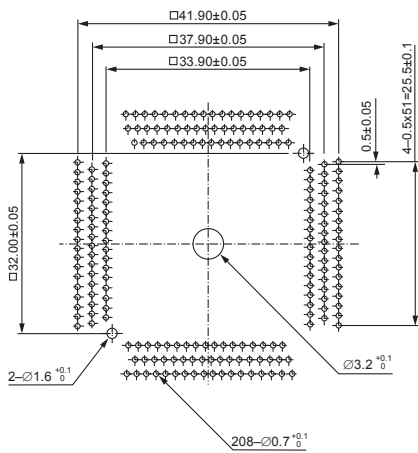
Quad Flat Packages

QFP (Open Top)

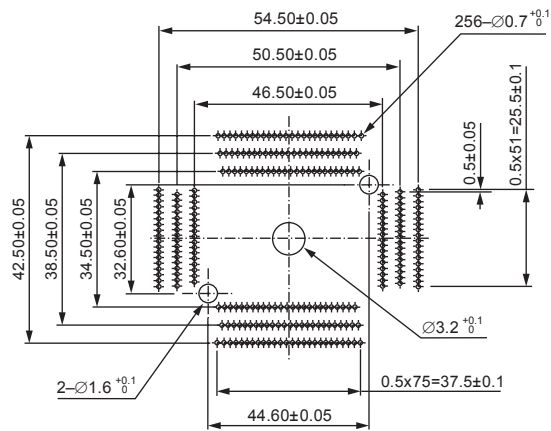
IC201 Series

PC BOARD LAYOUTS

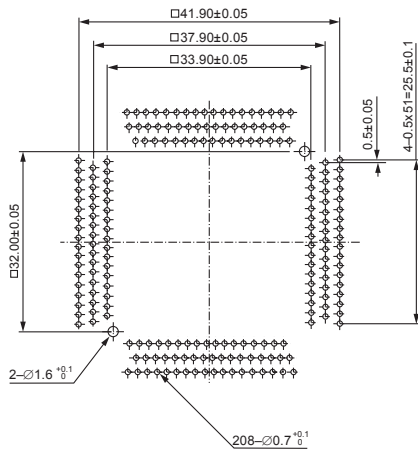
QFP IC201-2084-001 (208 Pins)



QFP IC201-2564-002 (256 Pins)



QFP IC201-2084-029 (208 Pins)



QFP IC201-3044-004 (304 Pins)

