


A-23-05



To meet the needs of high reliability, high density interconnection applications, Garry Electronics offers a wide range of pin grid array sockets. These low insertion force, high reliability sockets are offered in numerous standard pin configurations with .100" spacings.

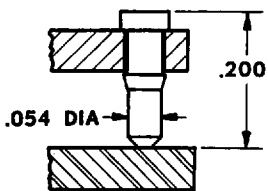
Designed for high density packaging applications, Garry Electronics pin grid array sockets feature low retention beryllium copper spring contacts for maximum electrical contact reliability.

Available in standard pin grid arrays, each configuration is also offered in one-, two-, and three-level Wire Wrap® terminations and three-lengths of solder tail terminations. In addition to the standard footprint configurations, Garry Electronics can produce custom pin grid arrays to meet your specific requirements.

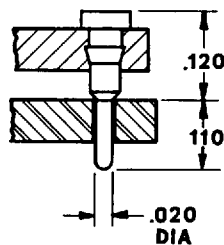
Garry Electronics offers several variations of insulator material including glass epoxy, molded thermoplastic polyester, and our new "Solder N'Sert" pin grid arrays made of either new material or Kapton®.

The following pages show how to order the Garry Electronics pin grid array sockets, standard footprints, and specifications. Should you need further information consult your local Garry representative, distributor, or factory.

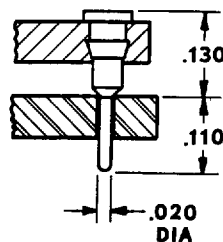
MOUNTING OPTIONS



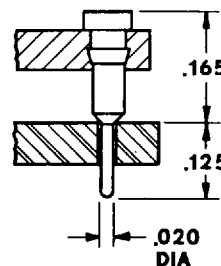
SM



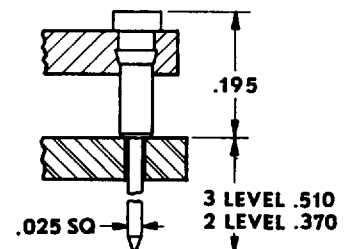
LBT



LST



LC



LA, LB



Garry Part Numbers System for Pin Grid Arrays

XXX - XXX - XXX - XX - X

INSULATOR	
701	.062" glass epoxy
702	.125" glass epoxy
703	.093 glass epoxy
704	.062" thermoplastic polyester
707	Polytrix®
708	5 mil Kapton®
709	Mylar®
714	High Temp Plastic .120 THK

PIN PLATING			
	CONTACT	SLEEVE	THICKNESS (μ)
B	Gold	Gold	30/10
D	Gold	Tin	30/200
E	Tin	Tin	150/200
S	Gold	Tin/Lead	30/200
L	Gold	Tin	10/200

For additional platings consult factory rep.

NUMBER OF PINS

GRID SIZE*	
10	10 pins x 10 pins
11	11 pins x 11 pins
12	12 pins x 12 pins
13	13 pins x 13 pins
14	14 pins x 14 pins
15	15 pins x 15 pins
16	16 pins x 16 pins
17	17 pins x 17 pins
18	18 pins x 18 pins
19	19 pins x 19 pins
20	20 pins x 20 pins
*Outside rows of pins	

PIN STYLE	
	DESCRIPTION
LA	3 Level Wire Wrap
LB	2 Level Wire Wrap
LC	.128" Solder Tail
LJ	.178" Solder Tail
LS	.100" Solder Tail
LST	.108" Solder Tail
LBT	.108" Solder Tail
SM	N/A

PIN GRID FOOTPRINT
See footprint options and designators


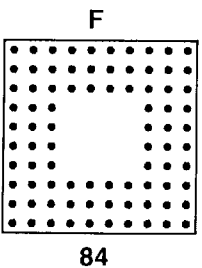
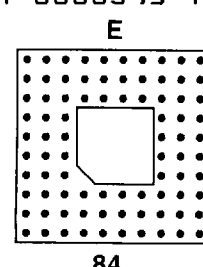
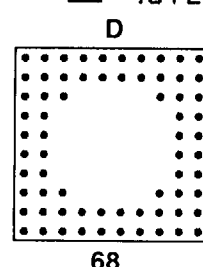
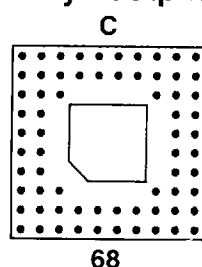


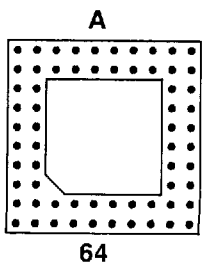
Typical Performance Characteristics:

Contact Resistance	10 Milliohms
Contact Rating	3 Amps
Capacitance (Contact to Contact)	1.0 pF Per MIL-STD-202
Vibration	Meets MIL-STD-1344A, Method 2005.1
Shock	Meets MIL-STD-1344A, Method 2005.1
Thermal Shock	Meets MIL-STD-1344A, Method 1003.1
Durability	Meets MIL-STD-1344A, Method 2016
Humidity	Meets MIL-STD-1344A, Method 1002.1
Salt Spray	Meets MIL-STD-1344A, Method 1001.1
Insulation Resistance	2 x 10 ⁶ Megohms Per MIL-STD-1344
Dielectric Withstanding Voltage (DWV)	1900 Volts Per MIL-STD-1344
Operating Temperature	-55°C to +125°C
Operating Temperature for 5 Mil Kapton®	-269° to +400°C
Operating Temperature for 5 Mil Mylar®	+70° to 150°C
Inner Contact Retention	8.5 Lbs. Average
Sleeve Retention In Plastic	7.5 Lbs. Average
Solderability	Meets MIL-STD-202, Method 208
Insertion Force (LIF Spring Contact)	2.5 oz. Max. With .018" Dia. Polished Pin
Withdrawal Force (LIF Spring Contact)	0.5 oz. Min. With .018" Dia. Polished Pin




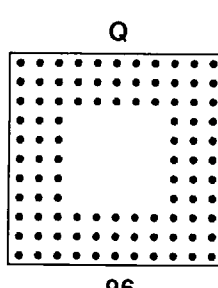
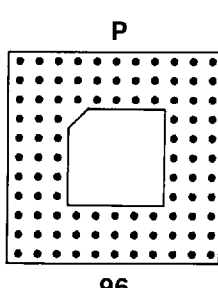
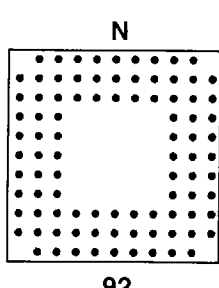
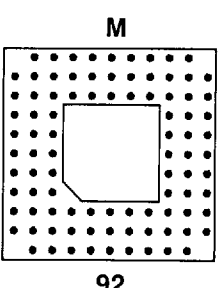
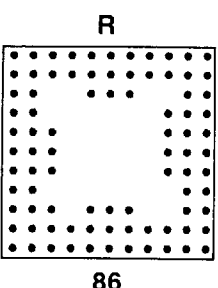
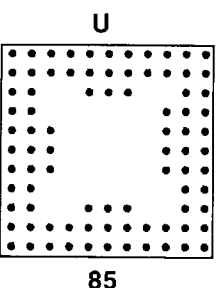

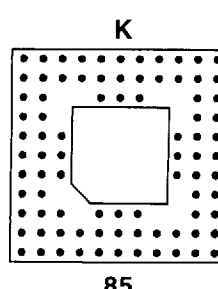

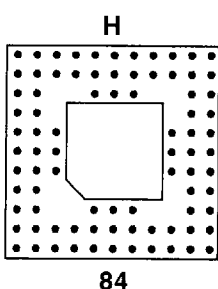
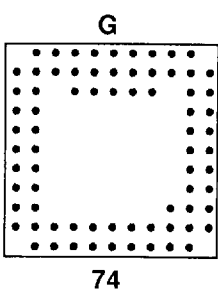
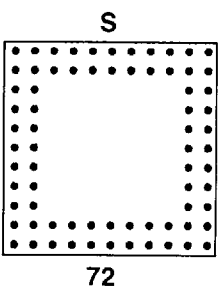
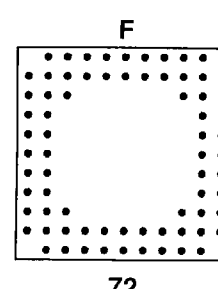
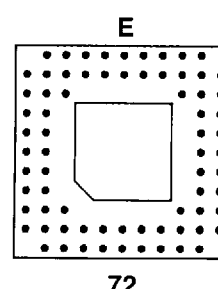
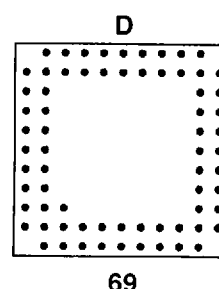
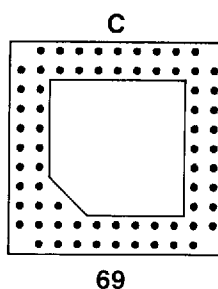
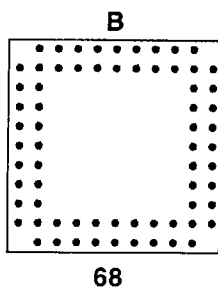
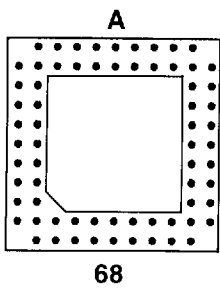
Standard Pin Grid Array Footprints

9872014 0000593 754



WIRE-PRO INC

67E D



WPI a wire-pro co.

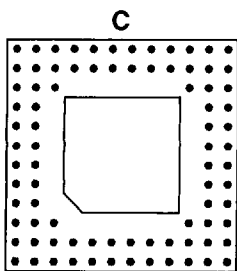
23 Front Street

Salem, NJ 08079

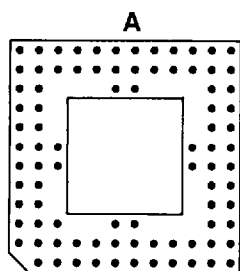
(609) 935-7603

FAX: (609) 935-7555

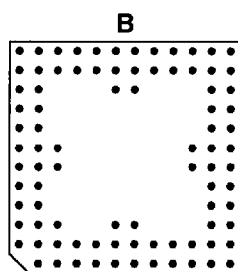
12x12
13x13



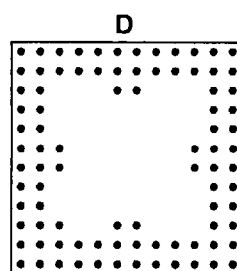
84



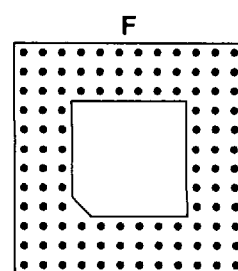
88



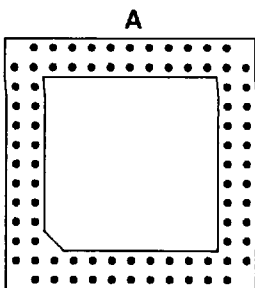
88



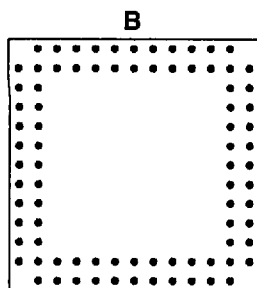
89



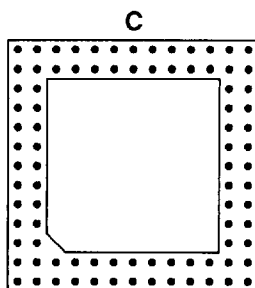
108



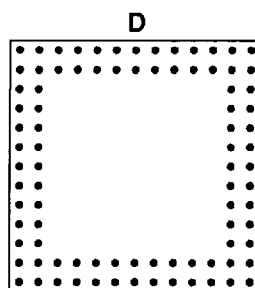
84



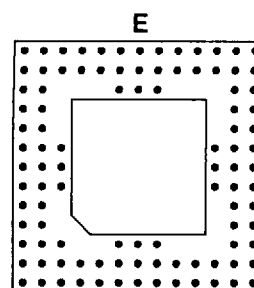
84



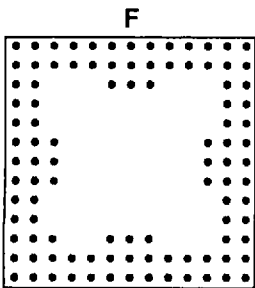
88



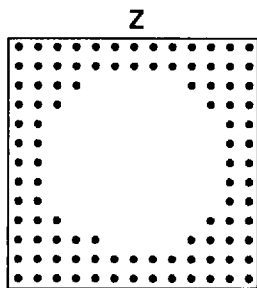
88



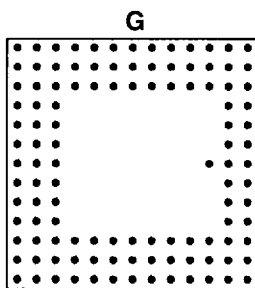
101



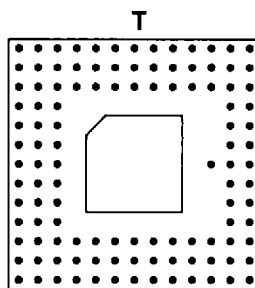
101



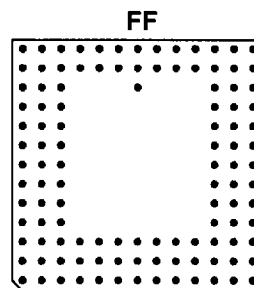
101



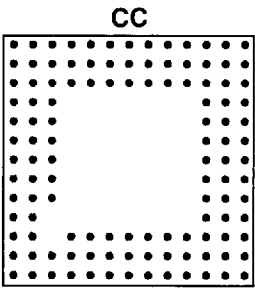
114



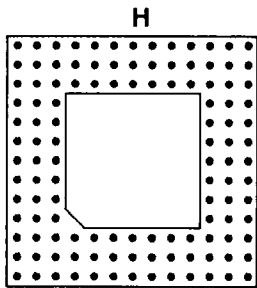
114



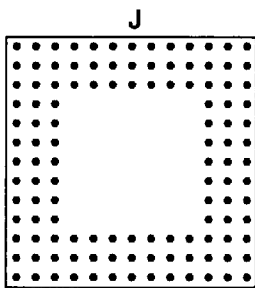
114



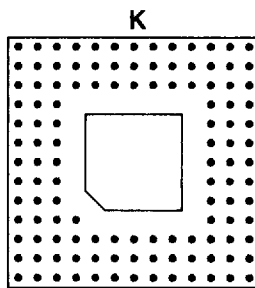
119



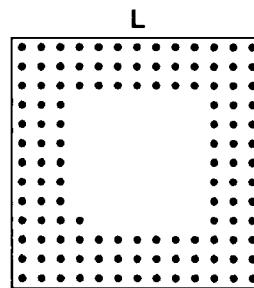
120



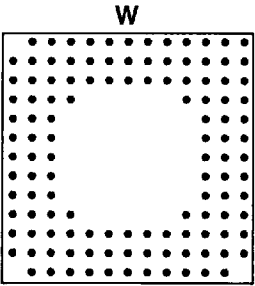
120



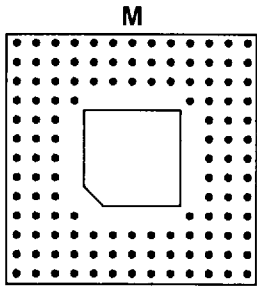
121



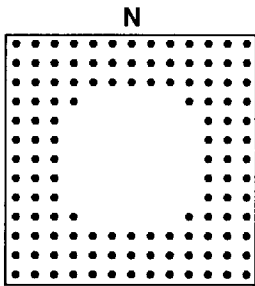
121



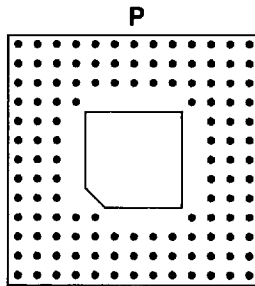
121



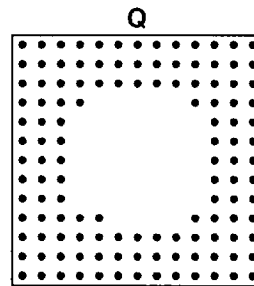
124



124



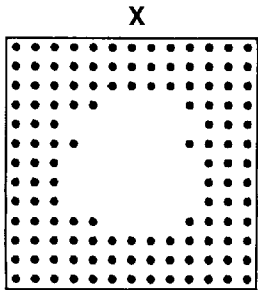
125



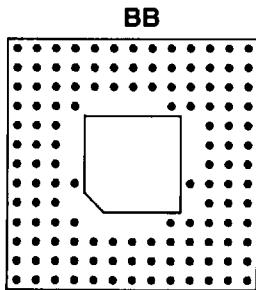
125



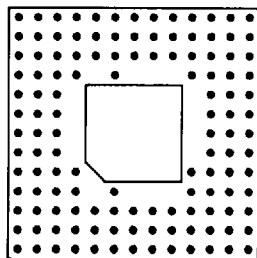
13 X 13



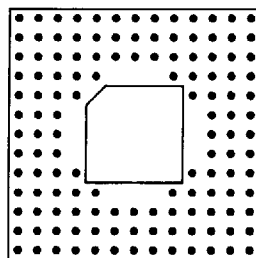
128




128



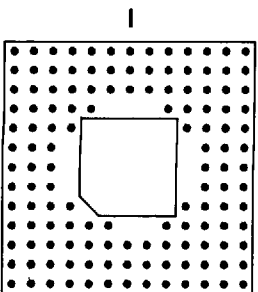
128



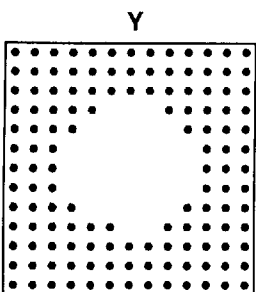
132



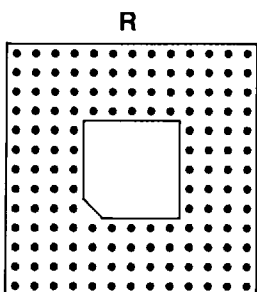
132



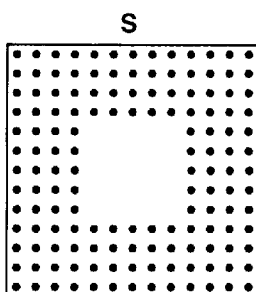
133



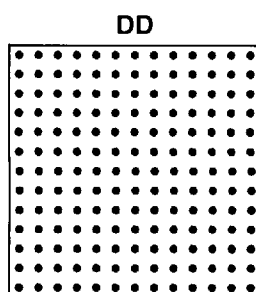
133



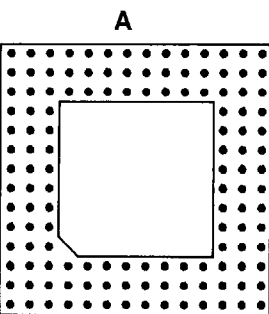
144



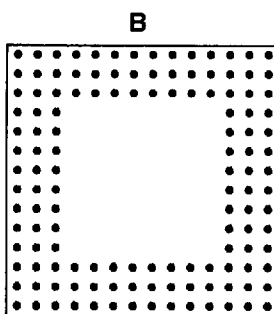
144



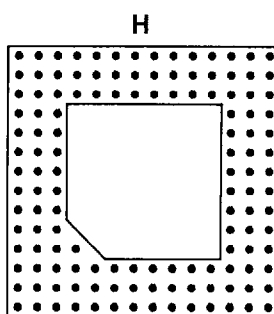
169



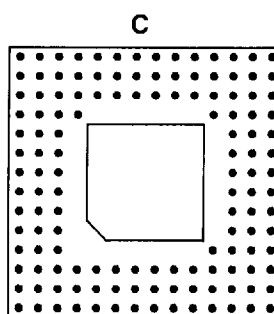
132



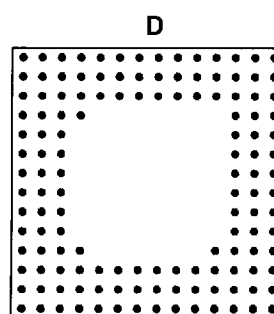
132




133



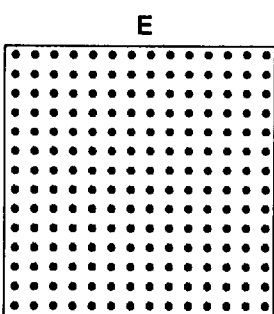
135



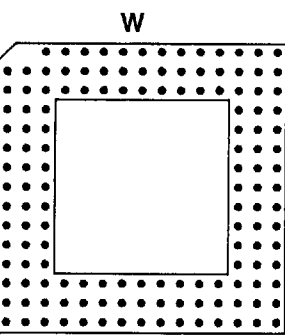
135



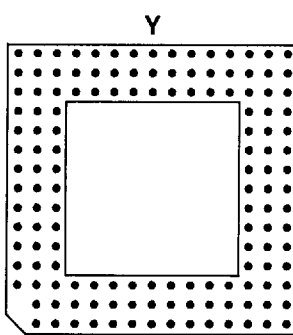
139



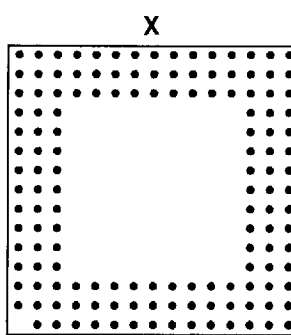
196



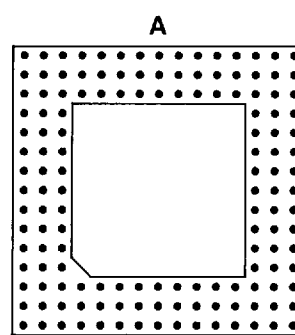
142



142



143



144




14 X 14

10 X 10


15 x 15

B



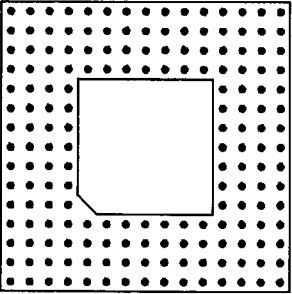
144

F




149

J




176

M



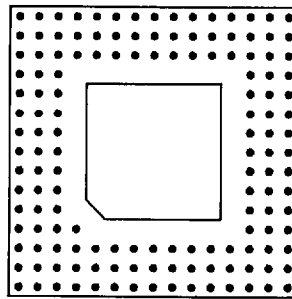
179

R




181

C




145

G



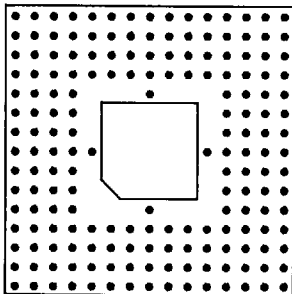
149

K




176

N



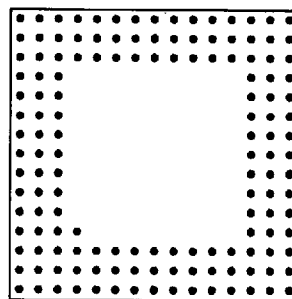
180

Z




224

D



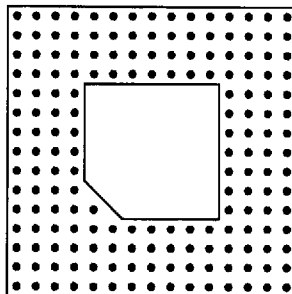
145

H




156

T




177

P



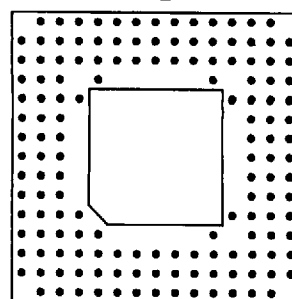
180

U



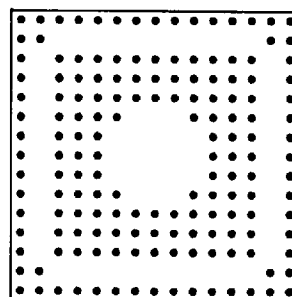
225

E



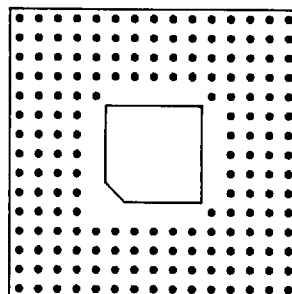
149

AA



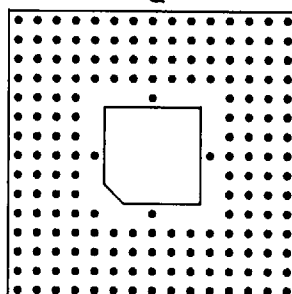
160

L



179

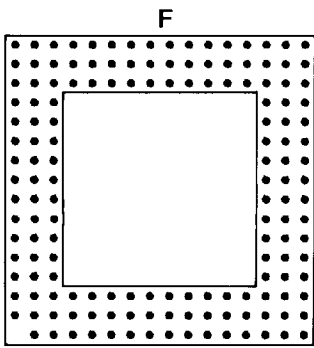
Q



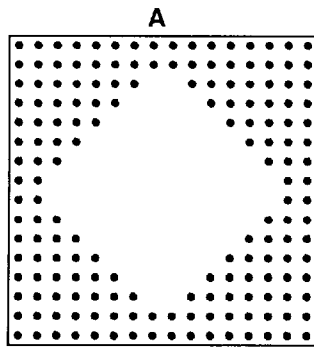
181



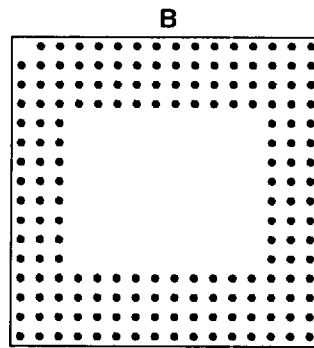
16 X 16



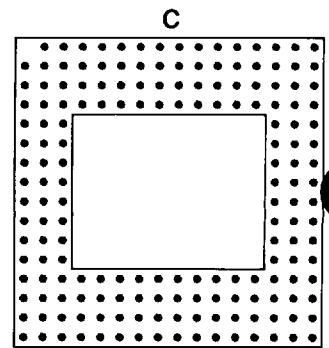
155



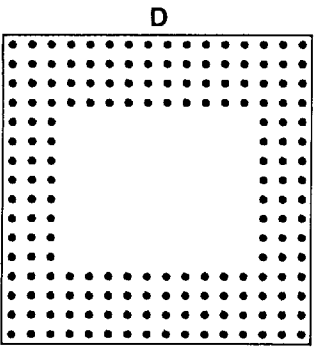
172




175



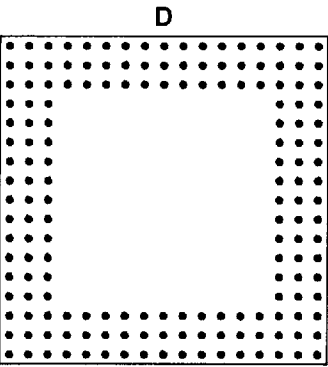
175



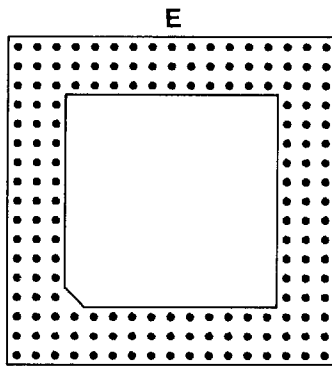
176



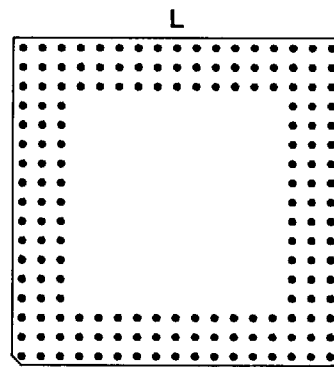
256



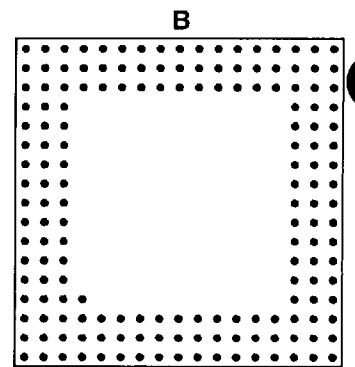
168



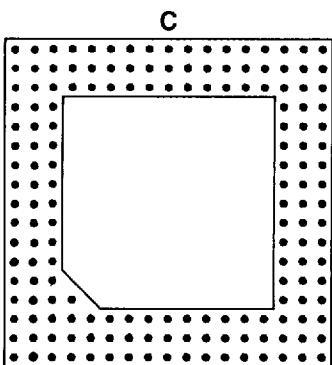
168



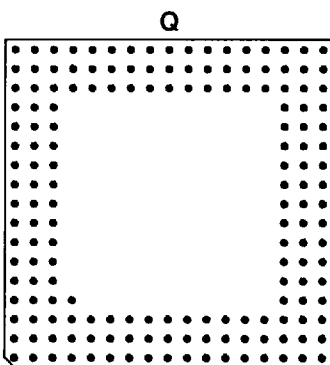
168



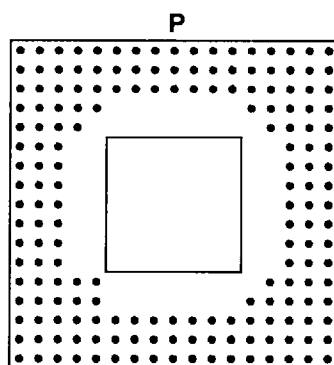
169



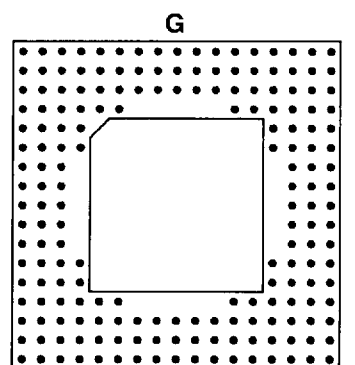
169



169



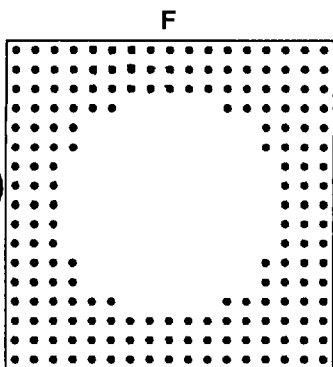
181



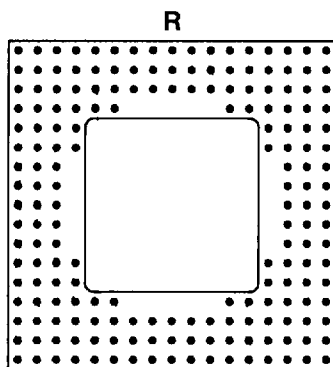
188



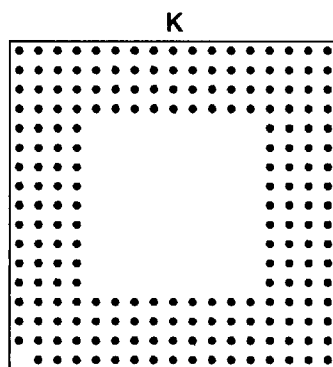
17x17



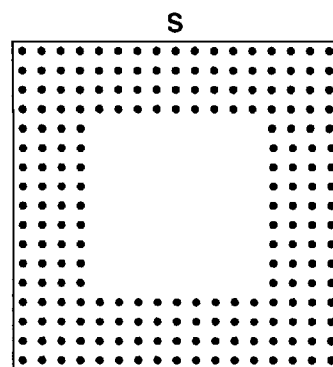
188



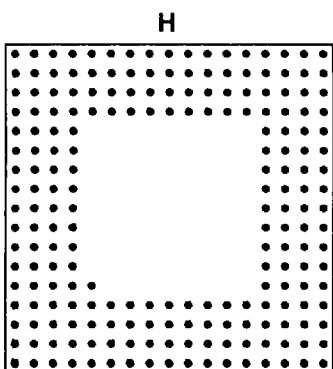
188



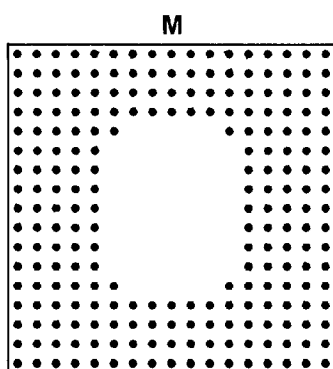
207



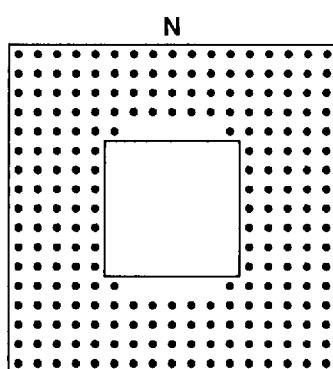
208



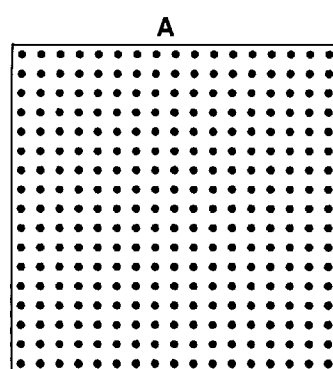
209



230

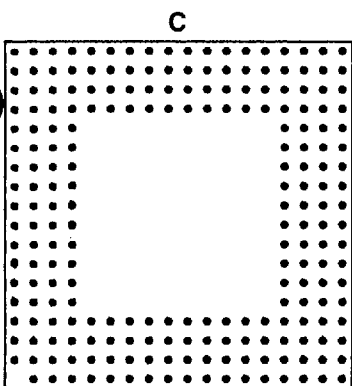


230

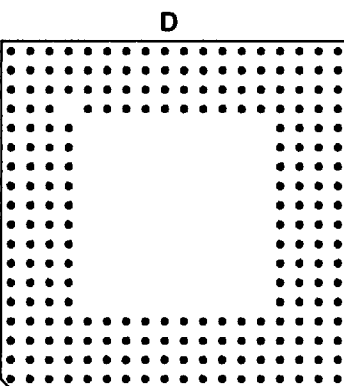


289

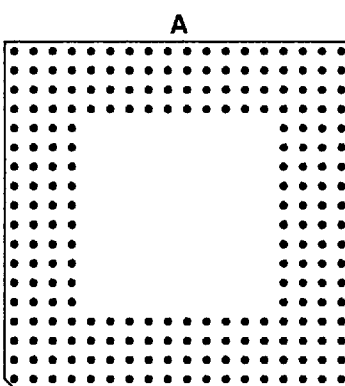
18 x 18




223



223

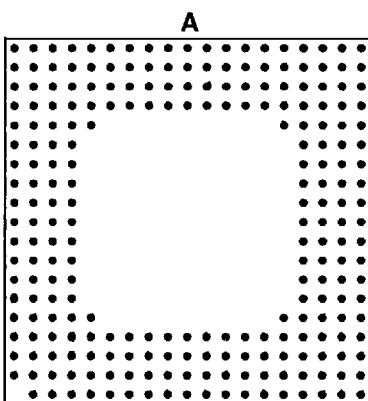


224



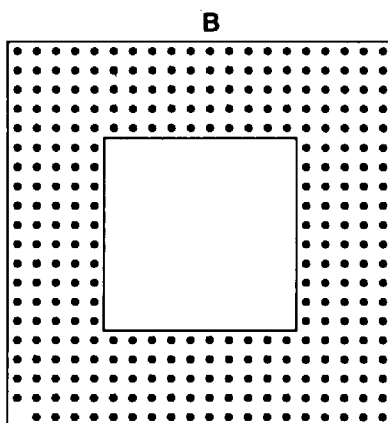
324

19x19

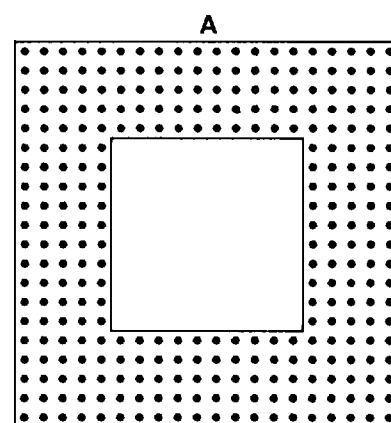


243

20 x 20



299



300

