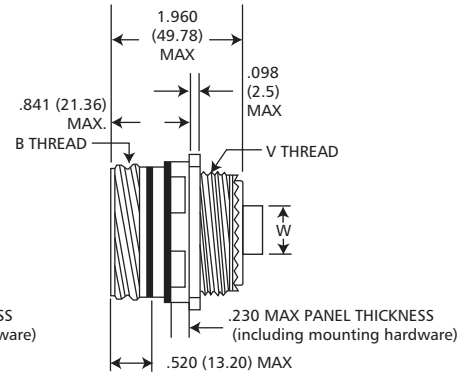
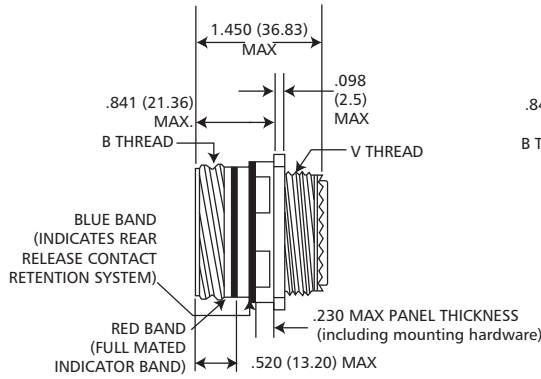
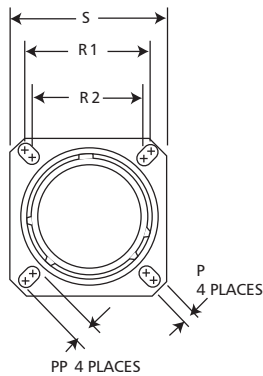


Wall Mounting Receptacle (No Rear Threads)

TKJA0

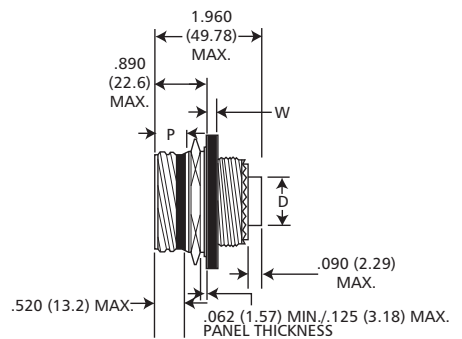
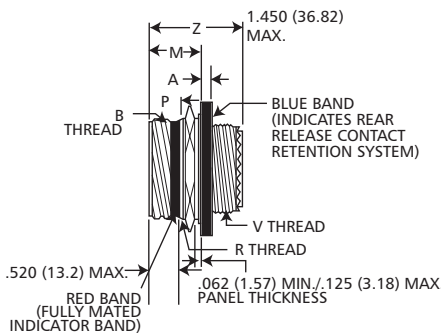
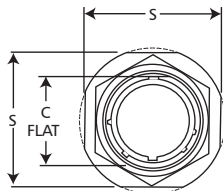


Crimp Piggyback

Shell Size	Shell size Code	P Dia. Max.	PP Max.	R ₁	R ₂	S Max.	W Max.	BB Thread
9	A	.132 (3.25)	.220 (5.59)	.719 (18.26)	.594 (15.09)	.949 (24.1)	.098 (2.50)	.6250 (15.88)
11	B	.132 (3.25)	.198 (5.03)	.812 (20.62)	.719 (18.26)	1.043 (26.5)	.098 (2.50)	.7500 (19.05)
13	C	.132 (3.25)	.198 (5.03)	.906 (23.01)	.812 (20.62)	1.138 (28.9)	.098 (2.50)	.8750 (22.23)
15	D	.132 (3.25)	.198 (5.03)	.969 (24.61)	.906 (23.01)	1.232 (31.3)	.098 (2.50)	1.000 (25.46)
17	E	.132 (3.25)	.198 (5.03)	1.062 (26.97)	.969 (24.61)	1.323 (33.6)	.098 (2.50)	1.1875 (30.16)
19	F	.132 (3.25)	.198 (5.03)	1.156 (29.36)	1.062 (26.97)	1.449 (36.8)	.098 (2.50)	1.2500 (31.75)
21	G	.132 (3.25)	.198 (5.03)	1.250 (31.75)	1.156 (29.36)	1.575 (40.0)	.126 (3.20)	1.375 (34.93)
23	H	.158 (4.01)	.246 (6.25)	1.375 (34.92)	1.250 (31.75)	1.701 (43.2)	.126 (3.20)	1.5000 (38.10)
25	J	.158 (4.01)	.246 (6.25)	1.500 (38.10)	1.375 (34.92)	1.823 (46.3)	.126 (3.20)	1.6250 (41.28)

Jam Nut Receptacle (No Rear Threads)

TKJA7



Crimp Piggyback

Shell Size	Shell size Code	A Dia. Max.	B Flat Max.	C Max.	D Dia. Max.	G Thread	P Max.	S Max.	W Max.	BB Thread
9	A	1.201 (30.5)	.655 (16.63)	.880 (22.31)	.299 (7.59)	M17	.571 (14.5)	1.079 (27.4)	.114 (2.9)	.6250 (15.88)
11	B	1.386 (35.2)	.755 (19.17)	.880 (22.31)	.427 (10.85)	M20	.571 (14.5)	1.268 (32.2)	.114 (2.9)	.7500 (19.05)
13	C	1.512 (38.4)	.942 (23.92)	.890 (22.6)	.541 (13.74)	M25	.579 (14.7)	1.390 (35.3)	.114 (2.9)	.8750 (22.23)
15	D	1.638 (41.6)	1.066 (27.07)	.890 (22.6)	.666 (16.92)	M28	.579 (14.7)	1.516 (38.5)	.114 (2.9)	1.000 (25.46)
17	E	1.764 (44.8)	1.191 (30.25)	.890 (22.6)	.791 (20.09)	M32	.579 (14.7)	1.642 (41.7)	.114 (2.9)	1.1875 (30.16)
19	F	1.949 (49.5)	1.316 (33.42)	.890 (22.6)	.880 (22.35)	M35	.579 (14.7)	1.827 (46.4)	.146 (3.7)	1.2500 (31.75)
21	G	2.075 (52.7)	1.441 (36.60)	.890 (22.6)	1.005 (25.52)	M38	.579 (14.7)	1.953 (49.6)	.146 (3.7)	1.375 (34.93)
23	H	2.201 (55.9)	1.566 (39.77)	.890 (22.6)	1.130 (28.70)	M41	.579 (14.7)	2.079 (52.8)	.146 (3.7)	1.5000 (38.10)
25	J	2.323 (59.0)	1.691 (42.95)	.890 (22.6)	1.255 (31.88)	M44	.579 (14.7)	2.205 (56.0)	.146 (3.7)	1.6250 (41.28)

Dimensions shown in inch (mm)
Specifications and dimensions subject to change

www.ittcannon.com

