



Picocell Antennas



Features

- Light Weight, Slim Profile
- Indoor or Outdoor Use
- Weatherproof and Corrosion Resistant
- Built-in Swivel Mount
- Fast and Easy Installation
- Choice of Polarization and Frequency

Description

M/A-COM's picocell antennas provide high performance in an attractive package that discretely blends into indoor and outdoor environments. Our unique pivot mount swivels horizontally, tilts vertically, and locks to enable precise positioning. Our circularly polarized models eliminate the need for spatial diversity antennas and help overcome performance-degrading multipath effects.




Applications

- Extend Cellular/Wireless Coverage Indoors
- Extend PBX/WPBX Within Targeted Zones
- Provide Voice/Data Transfer
- Deploy in Wireless Local Loop, ISM, and WLAN Applications

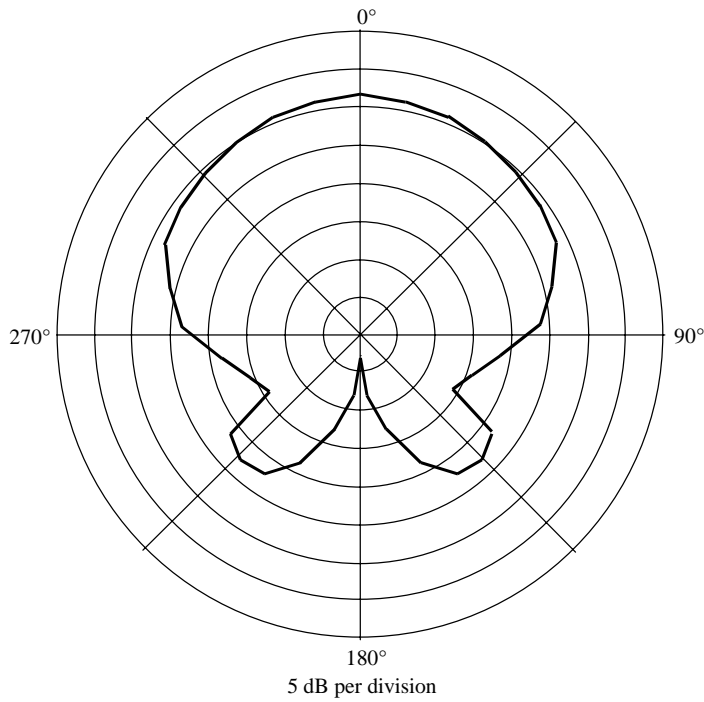
Part Number	Polarization	Frequency and Band	Approximate Dimensions
ANPC-171G-P-0-SF	Vertical	1710-1880 MHz DCS1800	5.5" x 4.5" x 1.5" (14 x 11.5 x 3.8 cm)
ANPC-172G-P-0-SF	RHCP	—	—
ANPC-173G-P-0-SF	Vertical	1850-1990 MHz PCS, DECT, PHS	5.5" x 4.5" x 1.5" (14 x 11.5 x 3.8 cm)
ANPC-174G-P-0-SF	RHCP	—	—
ANPC-175G-P-0-SF	Vertical	2400-2500 MHz ISM, WLL	5.5" x 4.5" x 1.5" (14 x 11.5 x 3.8 cm)
ANPC-176G-P-0-SF	RHCP	—	—

Specifications

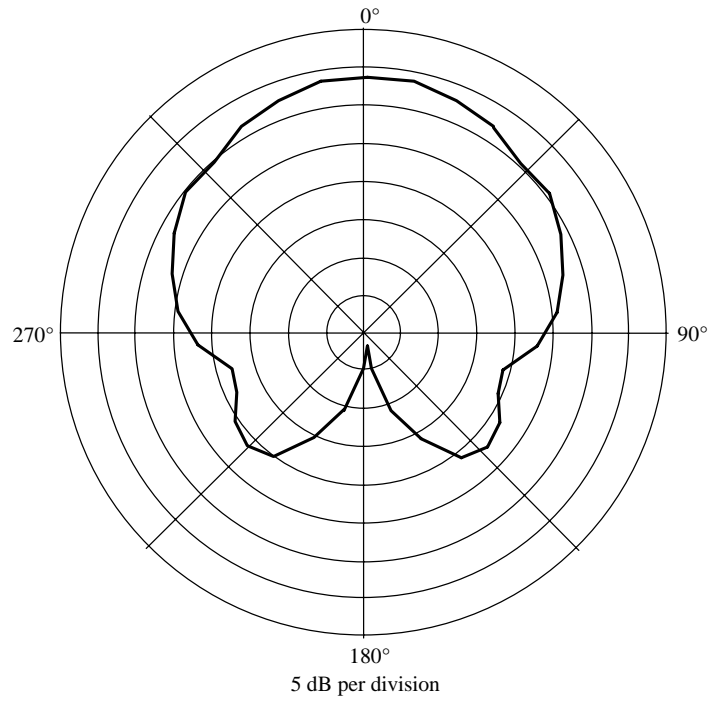
Gain	7 dBi Vertical Polarization 7 dBic Circular Polarization
VSWR	1.5:1
3 dB Beamwidth - Azimuth	70° Nominal
3 dB Beamwidth - Elevation	65° Nominal
Connector	SMA Female (options available with pigtail cable)
Radome Color	Light Gray



**Vertical Polarization
Azimuth @ 1850 MHz**



**Vertical Polarization
Azimuth @ 1920 MHz**



**Return Loss Data 1900 MHz Band
(linear polarization)**

