


LOW PROFILE CERAMIC SURFACE MOUNT MICROPROCESSOR CRYSTALS

ABM4A, ABM4B



RoHS
Compliant



FEATURES:

- 1.6 mm max. in height
- Glass sealing assures high reliability
- Suitable for reflow

APPLICATIONS:

- Computers, Modems, and Microprocessors
- Communication and Test Equipment
- High density applications
- Automotive electronic applications

STANDARD SPECIFICATIONS:

PARAMETERS

ABRACON P/N	ABM4A, ABM4B
Frequency	ABM4A: 6.000 MHz to 54.000 MHz ABM4B: 6.000 MHz to 48.000 MHz
Operation Mode	AT; Fundamental: 6.00MHz - 40MHz; ABM4A: 3rd O/T: 40.01MHz - 54.00MHz ABM4B: 3rd O/T: 40.01MHz - 48.00MHz
Operating Temperature	-10°C to + 60°C (see options)
Storage Temperature	-40°C to +85°C
Frequency Tolerance	±50 ppm max. (see options)
Frequency Stability over the Operating Temp. (Ref to +25° C)	±50 ppm max. (see options)
Equivalent Series Resistance (max.)	See Table 1 & 2
Shunt Capacitance C0	7pF max
Load Capacitance CL	18pF (see options)
Drive Level	100 μW max.
Aging (first year) 25°C ± 3°C	± 5 ppm max.
Insulation Resistance	500 MΩ min. at 100 Vdc ±15 Vdc

Table 1 - ABM4A

Frequency (MHz)	ESR(Ω) max.
6.00-6.999 (Fund.)	100
7.00 - 9.999 (Fund.)	80
10.00 - 15.999 (Fund.)	60
16.00 - 40.00(Fund.)	50
40.01 - 54.00 (3rd O/T)	80

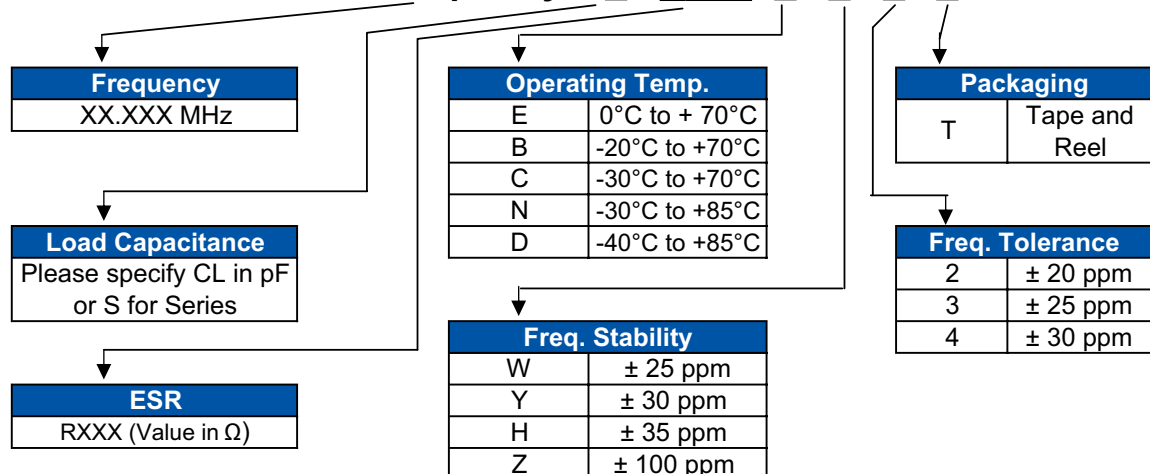
Table 2 - ABM4B

Frequency (MHz)	ESR(Ω) max.
6.00-6.999 (Fund.)	100
7.00 - 9.999 (Fund.)	80
10.00 - 15.999 (Fund.)	60
16.00 - 32.00(Fund.)	50
28.00 - 40.00 (3rd O/T)	80
40.01 - 48.00 (3rd O/T)	70

OPTIONS & PART IDENTIFICATION:

(Left blank if standard)

ABM4A or ABM4B - Frequency - [] - R[] [] [] - [] - [] - [] - []



LOW PROFILE CERAMIC SURFACE MOUNT MICROPROCESSOR CRYSTALS

ABM4A, ABM4B



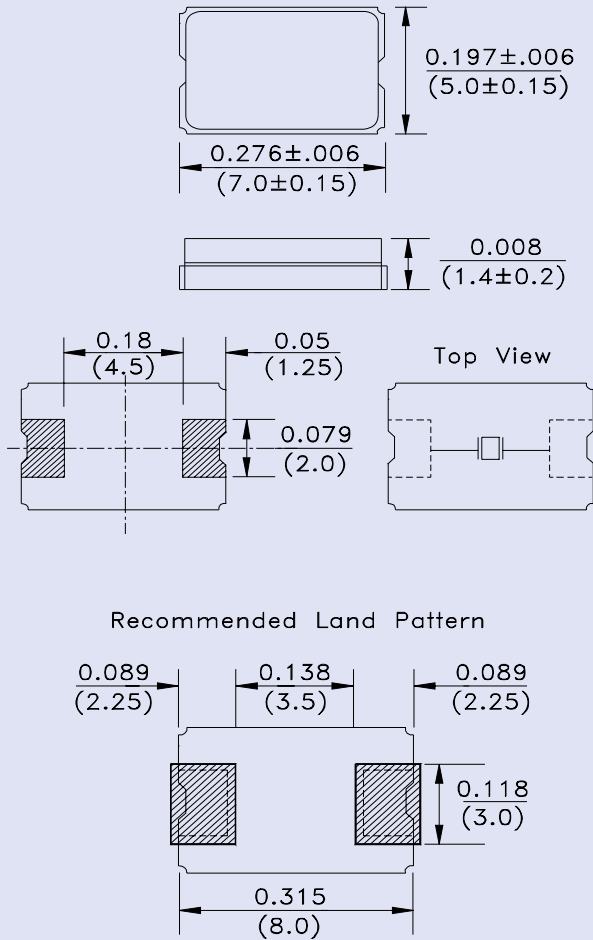
RoHS
Compliant



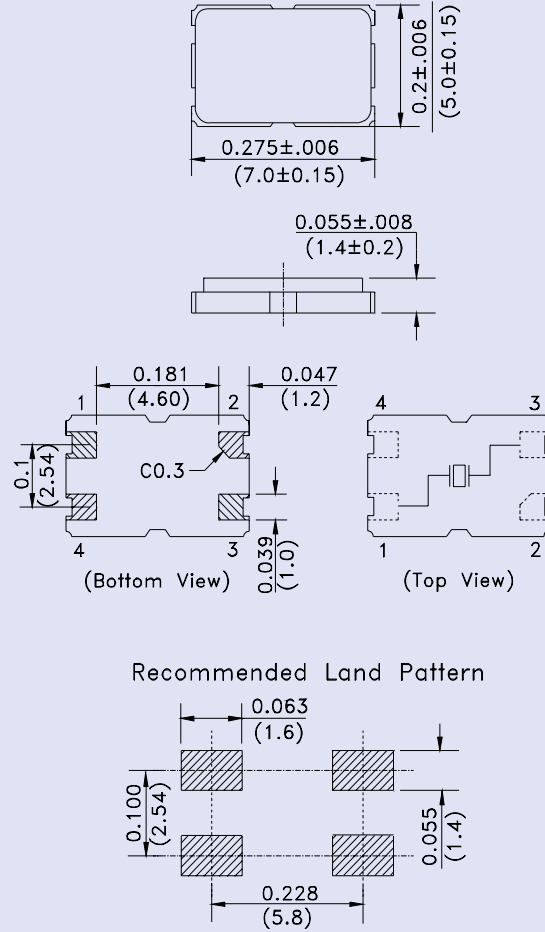
7.0 x 5.0 x 1.6 mm

OUTLINE DRAWING:

ABM4A:




ABM4B:



Dimensions: (inch) mm

LOW PROFILE CERAMIC SURFACE MOUNT MICROPROCESSOR CRYSTALS

ABM4A, ABM4B



TAPE & REEL:

