



Technical Data Sheet 10 Bar Graph Displays


ELB-1001EWA

Features :

- Industrial standard size.
- Low power consumption.
- Categorized for luminous intensity.
- Pb free

Descriptions :

- The ELB-1001 series are ten-element bar graph displays. designed for viewing distances up to 7 meters.
- There are separate anodes and cathodes for each light segment and choice of five colors is offered.
- These devices are made with white segments and gray surface.



Applications :

- Audio equipment
- Instrument panels
- Digital read out display

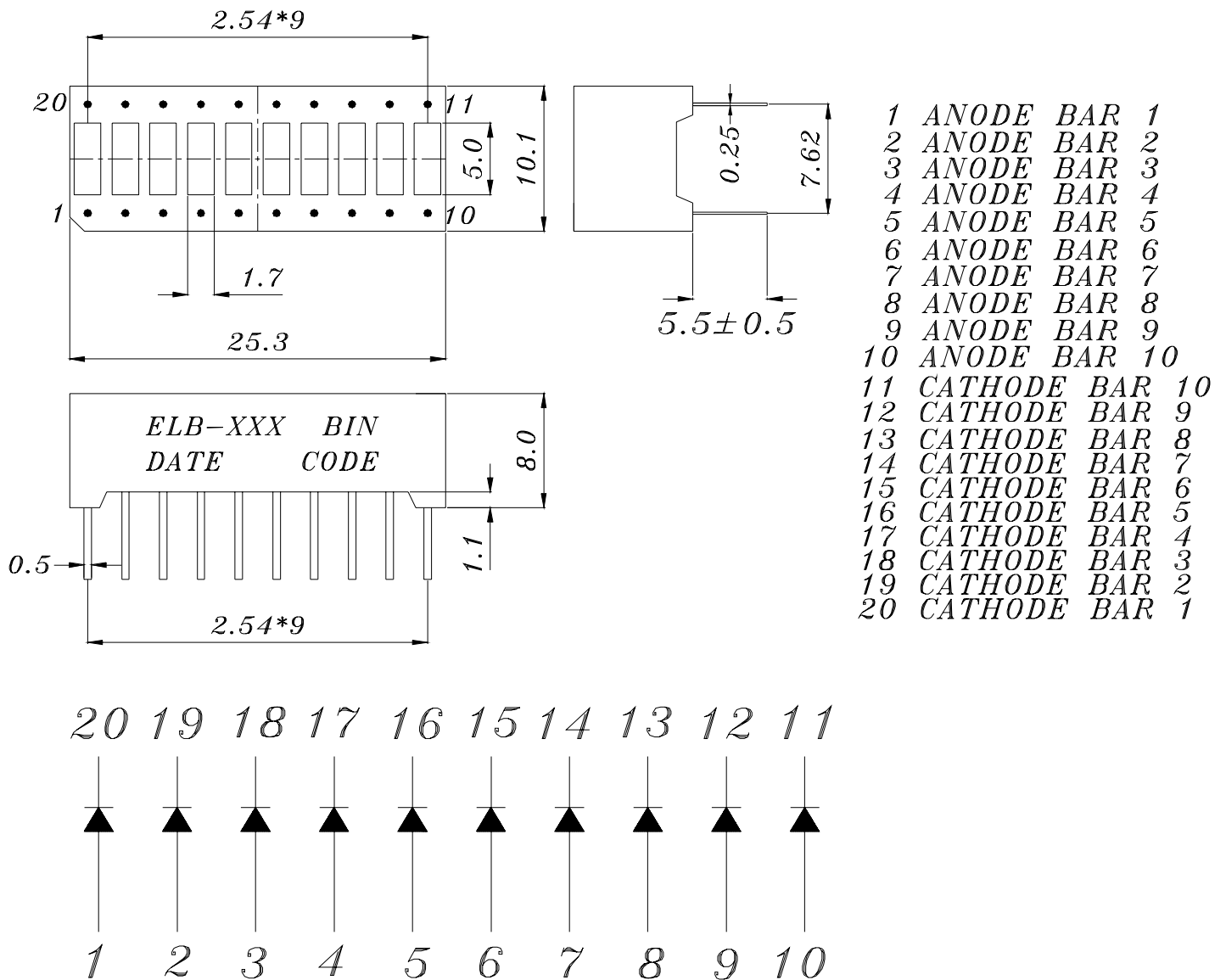
PART NO.	Chip	
	Material	Emitted Color
ELB-1001EWA	GaAsP/GaP	Orange

Technical Data Sheet

10 Bar Graph Displays

ELB-1001EWA

Package Dimensions



Notes: 1. All dimensions are in millimeters, tolerance is 0.25mm unless otherwise noted.

2. Above specification may be changed without notice.

Supplier will reserve authority on material change for above specification.



Technical Data Sheet

10 Bar Graph Displays

ELB-1001EWA

■ Absolute maximum ratings at Ta = 25°C :

Parameter	Symbol	Rating	Unit
Reverse Voltage	V _R	5	V
Forward Current	I _F	30	mA
Operating Temperature	T _{opr}	-40 to +85	°C
Storage Temperature	T _{stg}	-40 to +100	°C
Soldering Temperature	T _{sol}	260 ± 5	°C
Power Dissipation	P _d	100	mW
Peak Forward Current(Duty 1/10 @ 1KHz)	I _{F(Peak)}	160	mA

■ Electronic optical characteristics :

Parameter		Symbol	Min.	Typ.	Max.	Unit	Condition
Luminous Intensity	Per segment	I _v	1.05	2.3	----	mcd	I _F =10mA
Peak Wavelength		λ _p	----	635	----	nm	I _F =20mA
Dominant Wavelength		λ _d	----	625	----	nm	I _F =20mA
Spectrum Radiation Bandwidth		Δλ	----	45	----	nm	I _F =20mA
Forward Voltage		V _F	1.7	2.0	2.4	V	I _F =20mA
Reverse Current		I _R	----	----	10	μA	V _R =5V



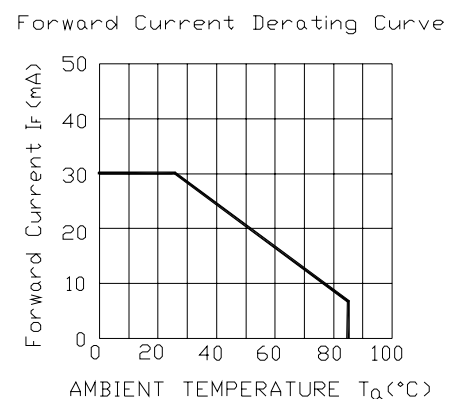
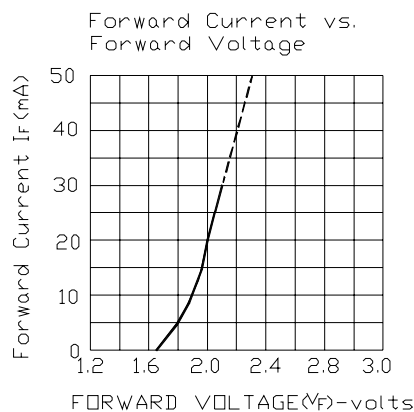
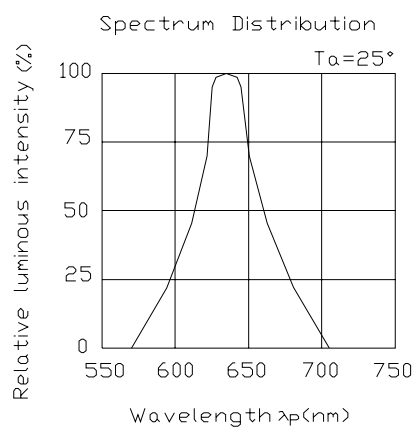
Technical Data Sheet

10 Bar Graph Displays

ELB-1001EWA

■ Typical Electro-Optical Characteristic Curves:

CHIP Material:GaAsP/GaP
Emitted Color:Hi-Eff Red/Orange



**Technical Data Sheet**
10 Bar Graph Displays**ELB-1001EWA****■ Reliability test items and conditions:**

NO	Item	Test Conditions	Test Hours/Cycle	Sample Size	Ac/Re
1	Solder Heat	TEMP : 260°C ± 5 °C	5 SEC	76 PCS	0/1
2	Temperature Cycle	H : +85°C 30min § 5 min L : -55°C 30min	50 CYCLE	76 PCS	0/1
3	Thermal Shock	H : +100°C 5min § 10 sec L : -10°C 5min	50 CYCLE	76 PCS	0/1
4	High Temperature Storage	TEMP : 100°C	1000 HRS	76 PCS	0/1
5	Low Temperature Storage	TEMP : -55°C	1000 HRS	76 PCS	0/1
6	DC Operating Life	IF = 10 mA	1000 HRS	76 PCS	0/1
7	High Temperature / High Humidity	85°C/85% RH	1000 HRS	76 PCS	0/1