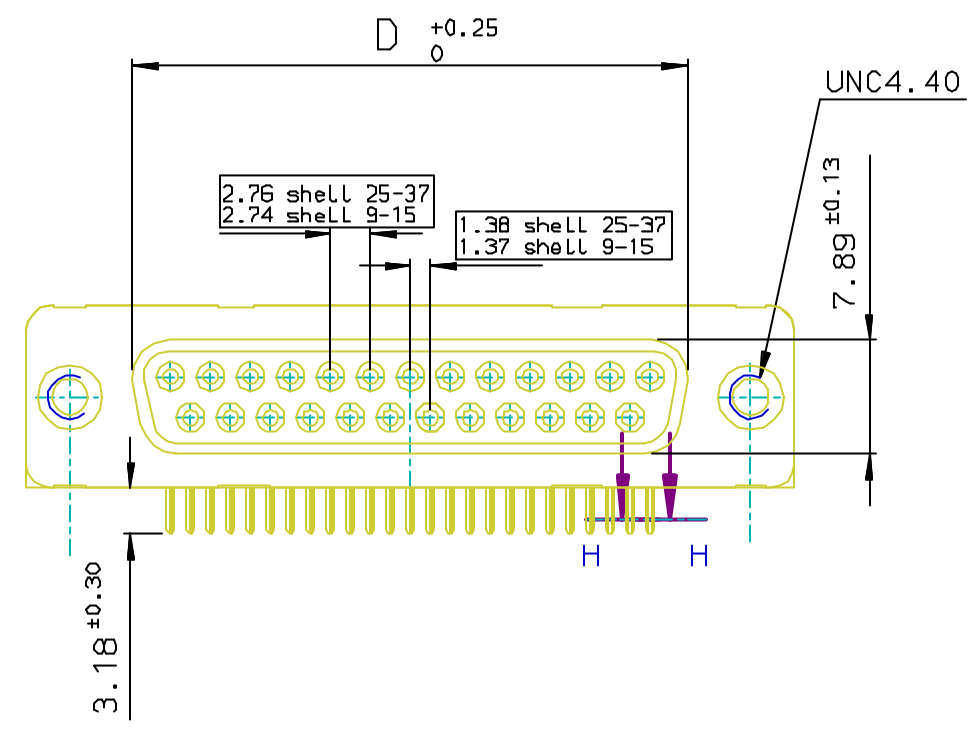
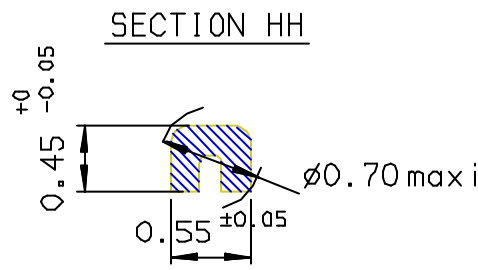
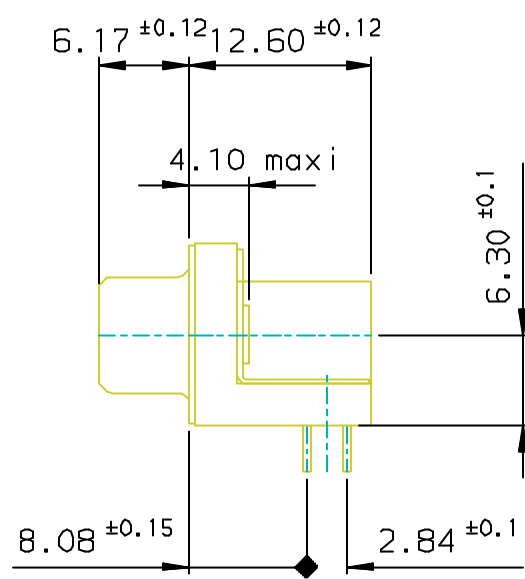
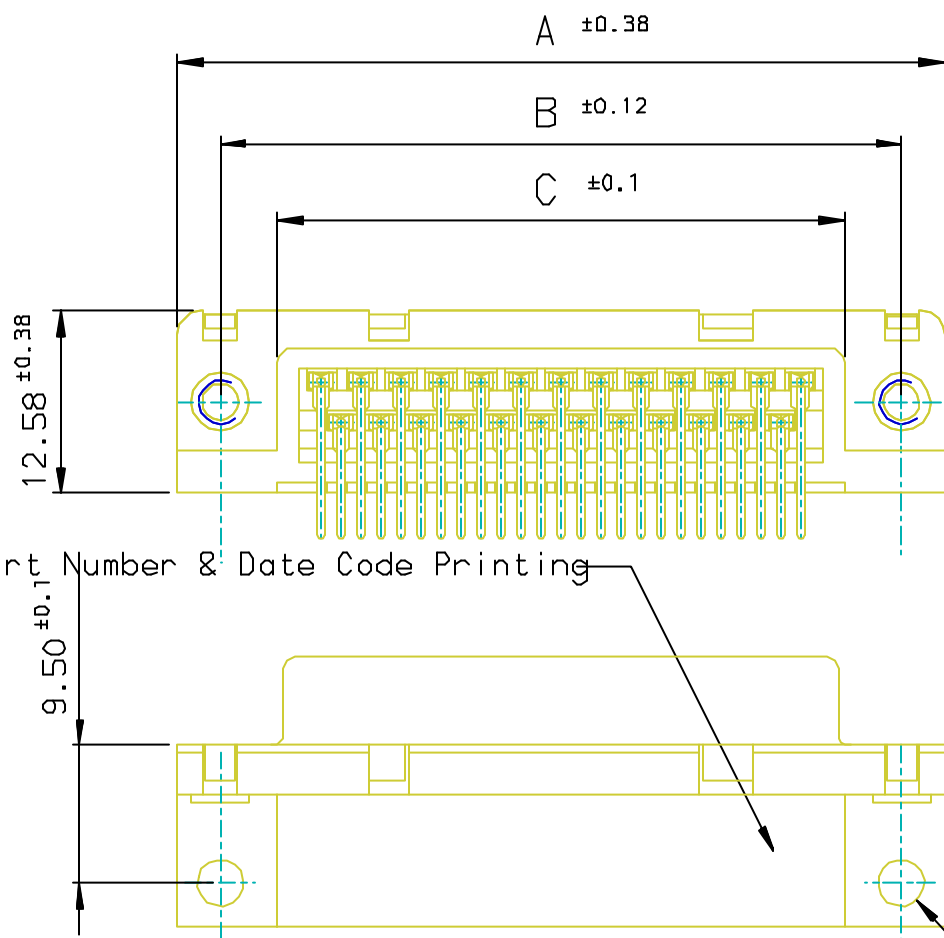
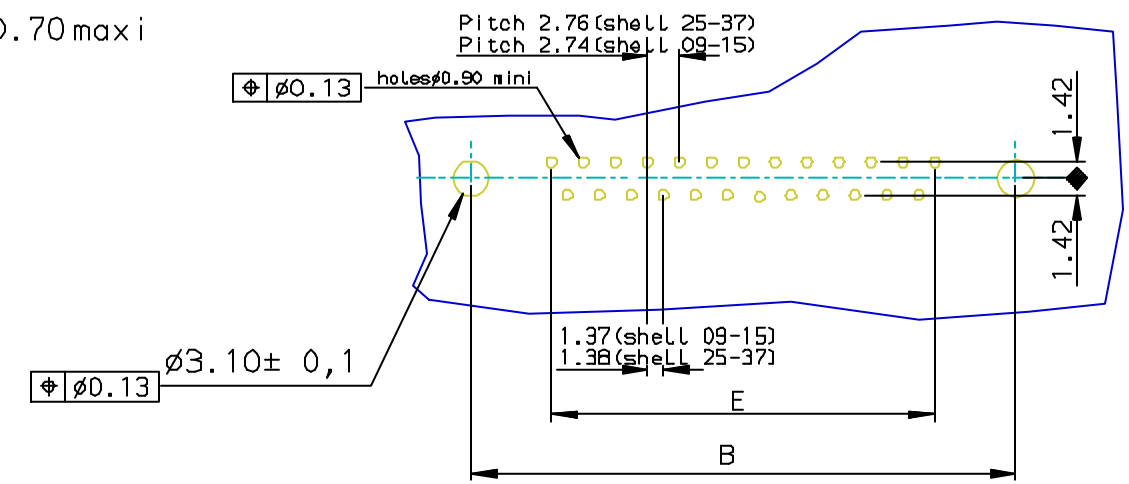




Copyright FCI.



PC card drilling dimensions (after plating)
(thickness 1.60±0.20mm)



SHELL	A±0.38	B±0.12	C±0.10	D±0.25	E±0.07	PART NUMBER	PART NUMBER
09	30.81	24.99	16.96	16.21	10.96	D09S33E4PX00**	D09S33E6PX00**
15	39.14	33.32	25.18	24.54	19.18	D15S33E4PX00**	D15S33E6PX00**
25	53.03	47.04	39.12	38.25	33.12	D25S33E4PX00**	D25S33E6PX00**
37	69.32	63.50	55.68	54.71	49.68	D37S33E4PX00**	D37S33E6PX00**
						Gold flash	0,76 µ gold

REQUIREMENTS

Technical characteristics:
 Shell: steel tin/Zinc Cr3 plated
 Insulators: self-extinguishing thermoplastic, UL class 94V0
 Contacts: phosphor bronze, gold (for thickness see table)
 over 2 µ mini nickel on active area and flash to 1.5 µ maxi SnPb
 over 1 µ mini nickel on termination.

Cycles ; 200 min for plating 4.
 Cycles ; 500 min for plating 6.

Nuts: brass, tin/Zinc Cr3 plated

Electrical characteristics:

max. current rating: 5A
 Test voltage: 1000V
 Rated voltage: 300V
 Contact resistance: ≤15mΩ
 Shell resistance: ≤5mΩ
 Insulation resistance: ≥5000MΩ

Climatic characteristics:

Operating temperature range: -55°C +125°C

Dimensions:

in accordance with MIL-C-24308

LF FOR LEAD FREE

FOR ROHS DETAILS REFER DWG.NO:C01-8646-0000

European Views

rev	ech no	dr	date
B	105-0124	JS	2005/07/27
C	106-0074	SK	2006/06/08
-	-	-	-
-	-	-	-
-	-	-	-
-	-	-	-

www.fciconnect.com		surface ISO 1302 ✓	tolerance std ISO 406 ISO 1101	projection mm
TOLERANCES UNLESS OTHERWISE SPECIFIED				
Dr	JOHN SLEEBA	1997/09/08	ANGULAR	0.X ±0.1
Eng	GEORGE VJ	1997/09/08	LINEAR	0.XX ±0.1
Chr	GEORGE VJ	2005/07/27	0.XX* ±1*	0.XXX ±0.1
Appr	KVSD	2005/07/27	Product family	D-SUB
FCI		title SOCKET CONNECT.DELTA D RIGHT ANGLE WITH THREADED INSERT UNC 4.40		Rev. C
catalog no DELTA-D		dwg no C01-8646-0555		sheet 1 of 1

REV F - 2006-04-17