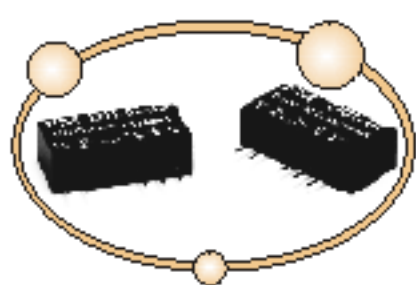




1 Watt DC to DC Converters



FEATURES

1000/3000VDC Isolation
 No External Components Required
 Up to 1W Output Power

Internal SMD Technology
 Single In Line Package

SPECIFICATIONS

All Specifications are Typical at Nominal Line, Full Load and 25°C Unless Otherwise Noted.

- ◊ Input Voltage Range ±10% max.
- ◊ Input Filter..... Capacitor Type
- ◊ Input Reflected Ripple80mVp-p max
- ◊ Voltage Accuracy..... ±2% max
- ◊ Temperature Coefficient..... ±0.03%/°C
- ◊ Ripple & Noise (20MHz BW).....100mVp-p max
- ◊ Line Regulation¹..... ±1.2% max
- ◊ Load Regulation²..... ±8% max
- ◊ Short Circuit Protection Momentary
- ◊ Efficiency :Regulated Type..... 73-83%
 Unregulated Type..... 57-63%
- ◊ Min Load : For Single Output Modelsnone
 For Dual Output Models ...20%FL ea. Output
- ◊ Isolation Voltage³:1000VDC min.(optional 3000VDC)
- ◊ Isolation Resistance..... 10⁹Ωmin
- ◊ Switching Frequency..... 100KHz min
- ◊ Isolation Capacitance80pF max
- ◊ Weight2.1g
- ◊ Case Size*19.6mm*6.1mm*10.2mm
- ◊ Operating Temperature -25°C To +71°C
- ◊ Storage Temperature -55°C To +125°C
- ◊ Cooling..... Free-Air Convection
- ◊ Case Material..... Non-Conductive Plastic

MODEL LIST

Model NUMBER	Input Voltage (VDC)	Output Voltage (VDC)	Output Current (mA)	EEF.		Isolation (VDC)
				REG.	UN-REG	
D01-01(A/A3)(R)	5	5	200	57	73	1000/3000
D01-02(A/A3)(R)	5	12	84	61	78	1000/3000
D01-03(A/A3)(R)	5	15	67	62	79	1000/3000
D01-04(A/A3)	5	± 5	±100		73	1000/3000
D01-05(A/A3)	5	± 12	± 42		78	1000/3000
D01-06(A/A3)	5	± 15	± 34		79	1000/3000
D01-61(A/A3)(R)	12	5	200	59	74	1000/3000
D01-62(A/A3)(R)	12	12	84	62	82	1000/3000
D01-63(A/A3)(R)	12	15	67	63	83	1000/3000
D01-64(A/A3)	12	± 5	±100		74	1000/3000
D01-65(A/A3)	12	± 12	± 42		82	1000/3000
D01-66(A/A3)	12	± 15	± 34		83	1000/3000
D01-71(A/A3)(R)	24	5	200	62	73	1000/3000
D01-72(A/A3)(R)	24	12	84	63	77	1000/3000
D01-73(A/A3)(R)	24	15	67	63	80	1000/3000
D01-74(A/A3)	24	± 5	±100		73	1000/3000
D01-75(A/A3)	24	± 12	± 42		77	1000/3000
D01-76(A/A3)	24	± 15	± 34		80	1000/3000

Remark:

- /O Isolation 1000VDC With Alternative Pin Out. Suffix A On Model#
- /O Isolation 3000VDC For Alternative Pin Out only. Suffix A3 On Model#.
- R regulated type suffix R on model#, available on standard P in-Out only.

CASE AA

All Dimensions in Inches (mm)

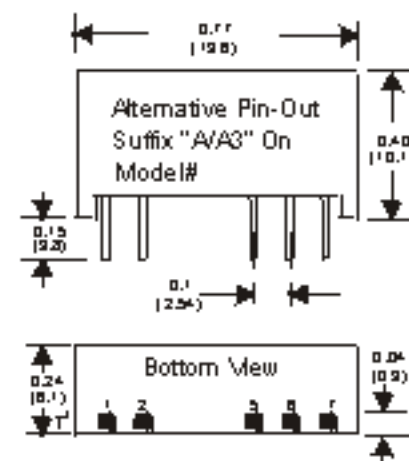
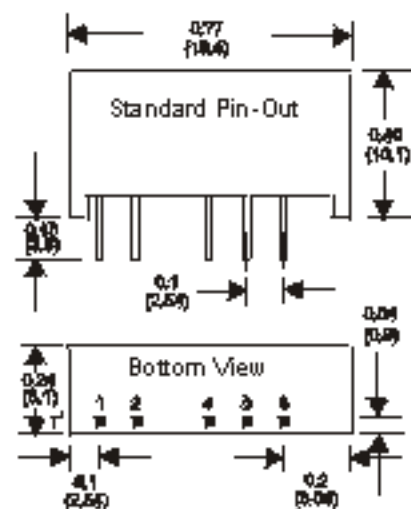
[Click to enlarge](#)

Note:

- 1.Line Regulation is for a 1.0% change in input Voltage.
- 2.Load Regulation is for output current change from 20% to 100%
- 3.For 60 seconds
- 4.Input 24VDC Models . Size:19.6 x 7.1 x 10.2mm.

Standard Pin-Out		
Pin#	Single	Dual
1	Vi+	Vi+
2	Vi-	Vi-
4	Vo-	Vo-
5	N.P.	Com.
6	Vo+	Vo+

Alternative Pin-Out		
Pin#	Single	Dual
1	Vi+	Vi+
2	Vi-	Vi-
5	Vo-	Vo-
6	N.P.	Com.
7	Vo+	Vo+



Your Smart Choice In Power



High quality, Fast response, Low cost

