


PC Card Socket Connector Complies with PC card Standard

IC1 Series



■ Features

1. Compliant with PC Card Standards

Polarized entry prevents wrong insertion into a corresponding connector. And sequential contact engagement prevents electrostatic discharge, avoiding possible damage to sensitive board circuits.

2. Suited to Automatic Mounting

Packaged for a board placement with automated equipment.

3. Lead Offset

Available with several board termination levels, to allow use of different height board components.

In relation to the center line of connector, -0.2 mm, +0.3 mm, +0.55 mm, +0.9 mm and terminations on board center are available.

■ Product Specifications

Ratings	Current rating	0.5 A	Operating temperature	-55°C to +85°C (Note 1)	Storage temperature	-40°C to +70°C (Note 2)
	Voltage rating	125 V AC	Operating humidity	95% R.H. max. (No condensation)	Storage humidity	40% to 70% (Note 2)

Item	Specification	Conditions
1. Insulation resistance	1000M ohms min.	500 V DC
2. Withstanding voltage	No flashover or insulation breakdown.	500 V AC / 1 minute
3. Contact resistance	40 m ohms max. (initial value) (Note 3)	1 mA
4. Vibration	No electrical discontinuity of 100ns or more	Frequency: 10 to 2000 Hz, single amplitude of 1.52 mm or acceleration of 147 m/s ² (peak), 4 hours in each of the 3 directions.
5. Humidity (Steady state)	Insulation resistance: 100 M ohms min.	96 hours at temperature of 40°C and humidity of 90% to 95%
6. Temperature cycle	No damage, cracks, or parts looseness.	-55°C, 30 min → 15 to 30°C, within 5 min → 85°C, 30 min → 15 to 35°C, within 5 min, for 5 cycles
7. Durability (Insertion/withdrawal)	Change of contact resistance from the start should be 20 m ohms max.	10000 cycles at 400 to 600 cycles per hour
8. Resistance to soldering heat	No deformation of components affecting performance.	Reflow: At the recommended temperature profile
		Manual soldering: 300°C for 3 seconds

Note 1: Includes temperature rise caused by current flow.

Note 2: The term "storage" refers to products stored for long period of time prior to mounting and use. Operating Temperature Range and Humidity range covers non-conducting condition of installed connectors in storage, shipment or during transportation.

■ Materials

Part	Material	Finish	Remarks
Insulator	PPS	Color : Black	UL94V-0
Contact	IC1K,IC1HA:Phosphor bronze Others:Beryllium copper	Contact Area : gold plating Lead Area : solder plating	—

Ordering Information

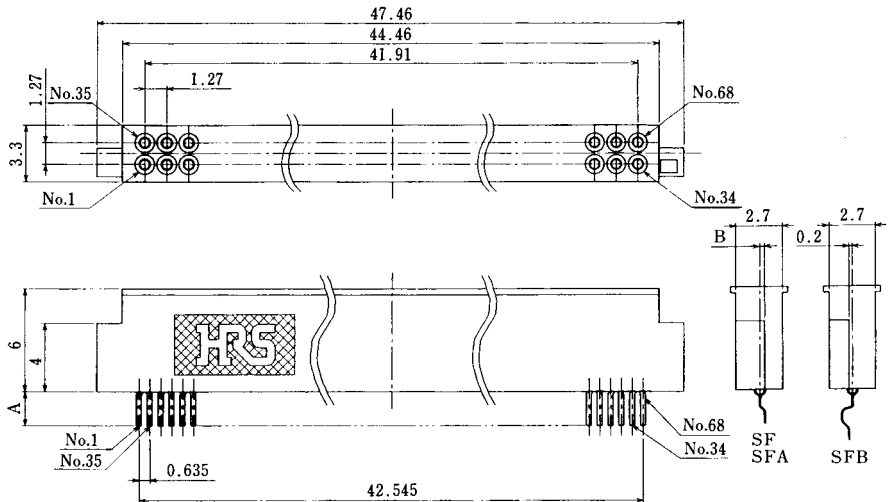
IC1 F - * R D - 1.27 SH

① ② ③ ④ ⑤ ⑥ ⑦

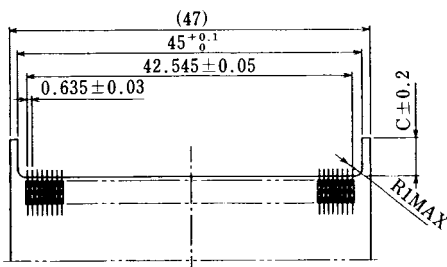
①	Series name : IC1	
②	BB: Compliant with PC Card Standards	Connector thickness: 2.8mm
	F: Compliant with PC Card Standards	Connector thickness: 2.7mm
	HA: Compliant with PC Card Standards	Connector thickness: 2.7mm
	Lead offset type	
	K: Compliant with PC Card Standards	Connector thickness: 2.7mm
	Suited to automatic mounting	
③	Contacts: 40, 68	
④	R: Card Connector	
⑤	D: 2-row arrangement	
⑥	Contact pitch: 1.27mm	
⑦	Mounting method	
	SH: Two sided board terminations	
	SHA: Two sided board terminations	
	SF: Single surface mount type.	
	SFA: Single surface mount type.	
	SFB: Single surface mount type.	

68 Contacts Card Connectors

- Connector thickness : 2.7mm
- Lead offset type
- Suited to automatic mounting
- Single surface mount type



PCB mounting pattern



Unit:mm

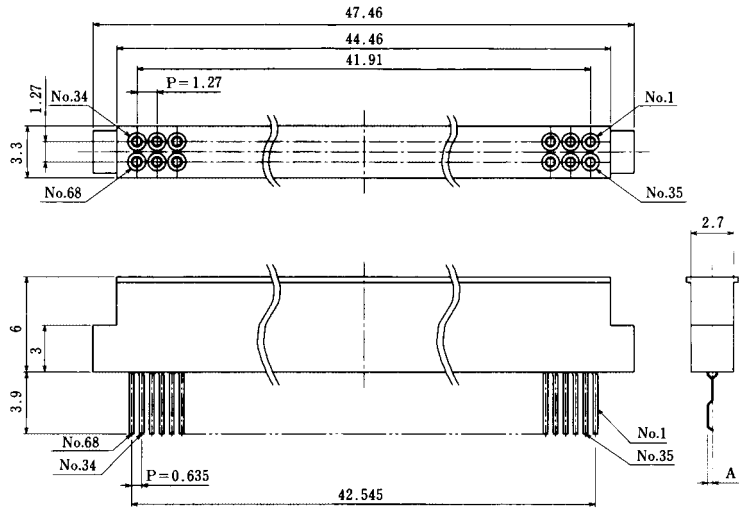
Part Number	CL No.	A	B	C
IC1K-68RD-1.27SF	640-0046-0	2	0.3	5
IC1K-68RD-1.27SFA	640-0047-2	2	0.9	5
IC1K-68RD-1.27SFB	640-0048-5	3	—	6

■68 Contacts Connector

- Connector thickness:2.7mm
- Single surface mount type

Compliant with PC Card Standard

IC1F-68RD-1.27SF
CL640-0035-3



Unit:mm

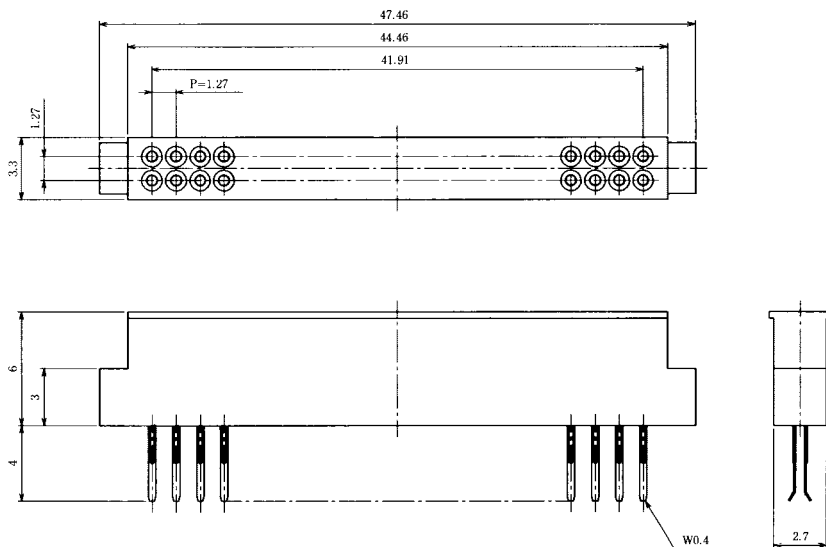
Part Number	CL No.	A
IC1F-68RD-1.27SF	640-0035-3	0.3
IC1F-68RD-1.27SFA	640-0040-3	0.854

■68 Contacts Connector

- Connector thickness:2.7mm
- Two sided board termination on the center line

Compliant with PC Card Standard

IC1F-68RD-1.27SH
CL640-0013-0



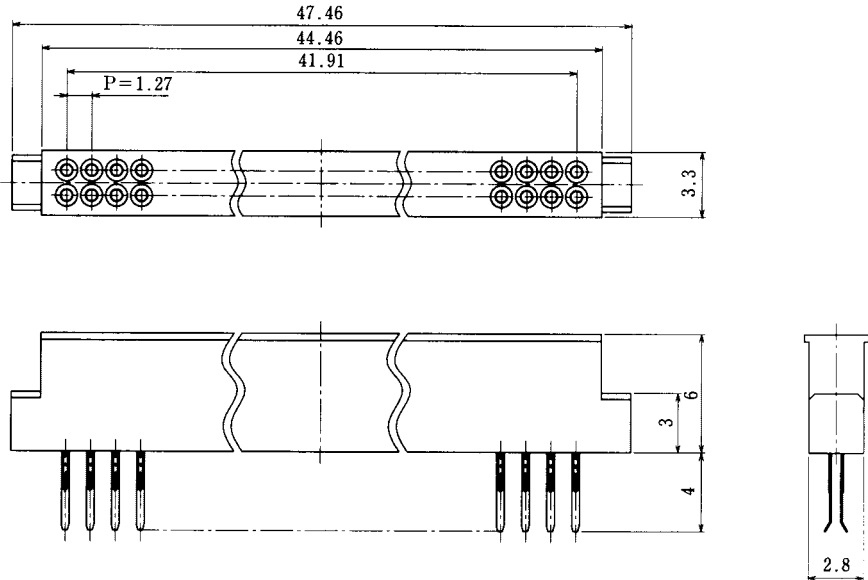

- Recommended board thickness : 0.4 to 0.5mm

■68 Contacts Connector

- Connector thickness:2.8mm
- Two sided board termination on the center line

Compliant with PC Card Standard

IC1BB-68RD-1.27SH
CL640-0036-6



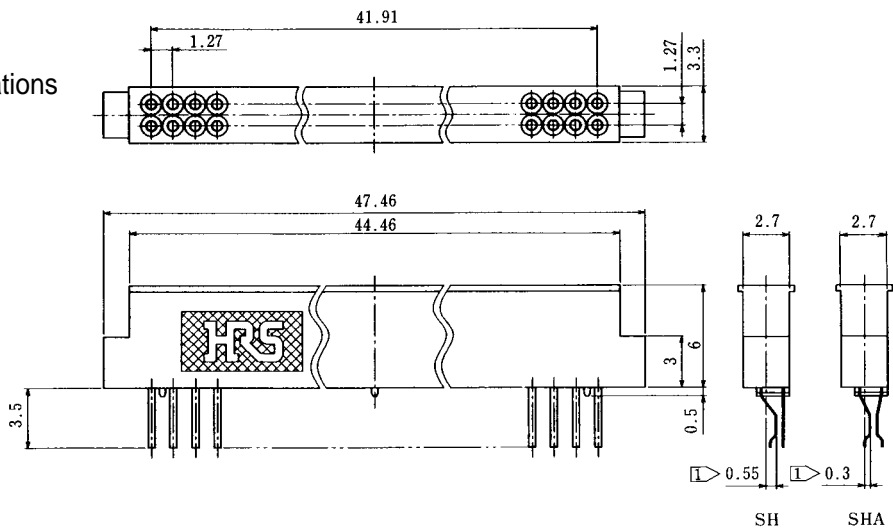
• Recommended board thickness : 0.4 to 0.5mm

■68 Contacts Connector

- Connector thickness:2.7mm
- Two sided board terminations
- Two Mounting levels of board terminations

Compliant with PC Card Standard

IC1HA-68RD-1.27SH
CL640-0044-4



• Recommended board thickness : 0.4 to 0.5mm

① For 0.45mm board thickness

Part Number	CL No.
IC1HA-68RD-1.27SH	640-0044-4
IC1HA-68RD-1.27SHA	640-0045-7