

AA3528EC	AA3528IT
AA3528SGC	AA3528SGT
AA3528YC	AA3528YT

Features

- SINGLE COLOR.
- SUITABLE FOR ALL SMT ASSEMBLY AND SOLDER PROCESS.
- AVAILABLE ON TAPE AND REEL.
- IDEAL FOR BACKLIGHTING.

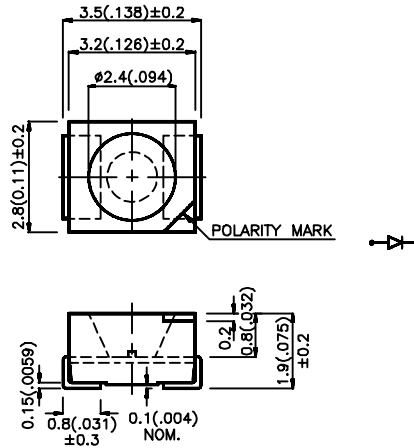
Description

The High Efficiency Red source color devices are made with Gallium Arsenide Phosphide on Gallium Phosphide Orange Light Emitting Diode.

The Super Bright Green source color devices are made with Gallium Phosphide Green Light Emitting Diode.

The Yellow source color devices are made with Gallium Arsenide Phosphide on Gallium Phosphide Yellow Light Emitting Diode.

Package Dimensions



Notes:

1. All dimensions are in millimeters (inches).
2. Tolerance is $\pm 0.25(0.01)$ unless otherwise noted.
3. Lead spacing is measured where the lead emerge package.
4. Specifications are subjected to change without notice.

Selection Guide

Part No.	Dice	Lens Type	Iv (mcd) @ 20 mA		Viewing Angle
			Min.	Typ.	2θ1/2
AA3528IT	HIGH EFFICIENCY RED (GaAsP/GaP)	RED TRANS.	12	30	120°
AA3528EC	HIGH EFFICIENCY RED (GaAsP/GaP)	WATER CLEAR	12	30	120°
AA3528YT	YELLOW (GaAsP/GaP)	YELLOW TRANS.	8	15	120°
AA3528YC	YELLOW (GaAsP/GaP)	WATER CLEAR	8	15	120°
AA3528SGT	SUPER BRIGHT GREEN (GaP)	GREEN TRANS.	12	30	120°
AA3528SGC	SUPER BRIGHT GREEN (GaP)	WATER CLEAR	12	30	120°

Note:

1. θ1/2 is the angle from optical centerline where the luminous intensity is 1/2 the optical centerline value.

Electrical / Optical Characteristics at T_A=25°C

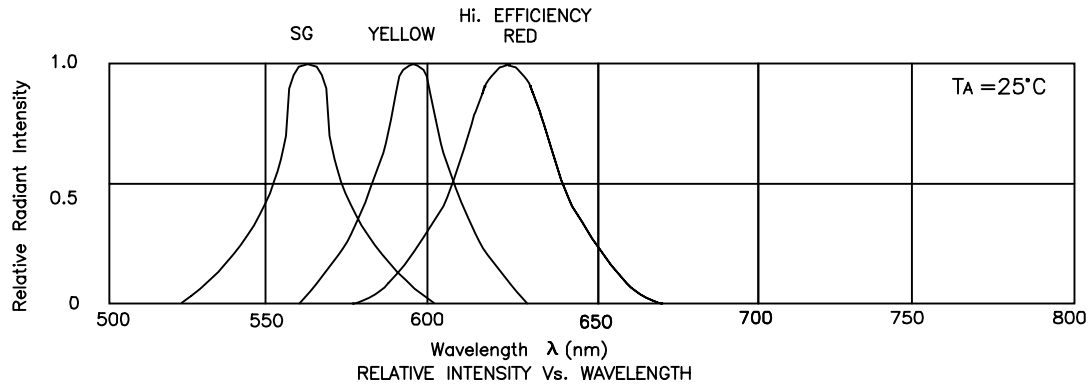
Symbol	Parameter	Device	Typ.	Max.	Units	Test Conditions
λ _{peak}	Peak Wavelength	High Efficiency Red Super Bright Green Yellow	625 565 590		nm	IF=20mA
Δλ _{1/2}	Spectral Line Halfwidth	High Efficiency Red Super Bright Green Yellow	45 30 35		nm	IF=20mA
C	Capacitance	High Efficiency Red Super Bright Green Yellow	12 45 10		pF	VF=0V;f=1MHz
V _F	Forward Voltage	High Efficiency Red Super Bright Green Yellow	2.0 2.2 2.1	2.5 2.5 2.5	V	IF=20mA
I _R	Reverse Current	All		10	uA	VR = 5V

Absolute Maximum Ratings at T_A=25°C

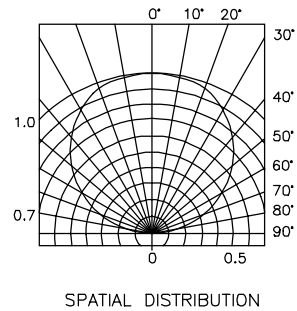
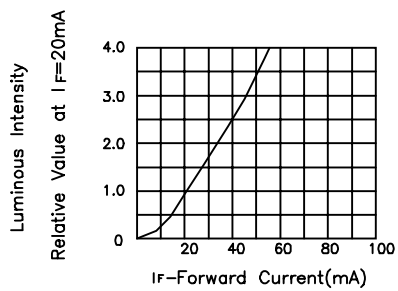
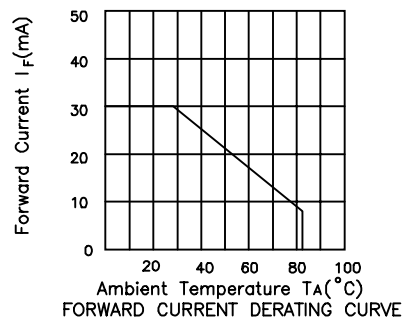
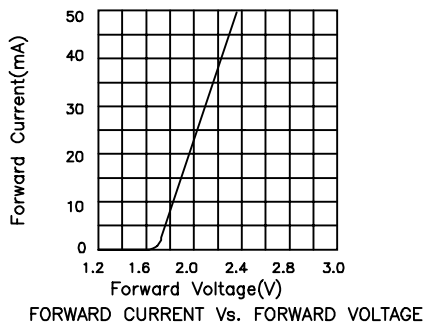
Parameter	High Efficiency Red	Super Bright Green	Yellow	Units
Power dissipation	105	105	105	mW
DC Forward Current	30	25	30	mA
Peak Forward Current [1]	150	150	150	mA
Reverse Voltage	5	5	5	V
Operating/Storage Temperature	-40°C To +85°C			

Note:

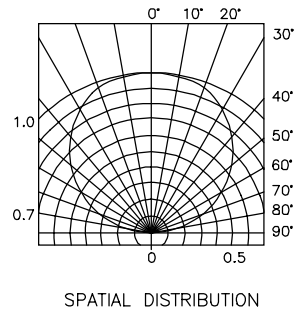
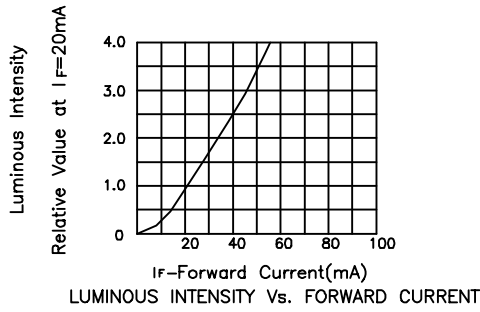
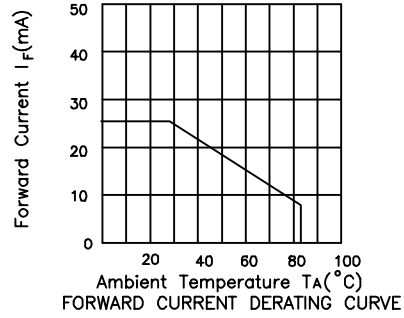
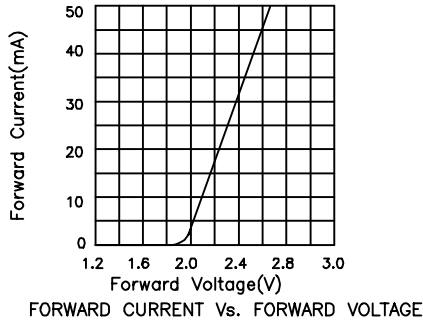
1. 1/10 Duty Cycle, 0.1ms Pulse Width.



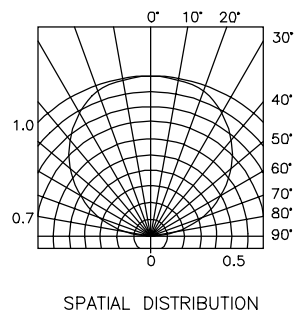
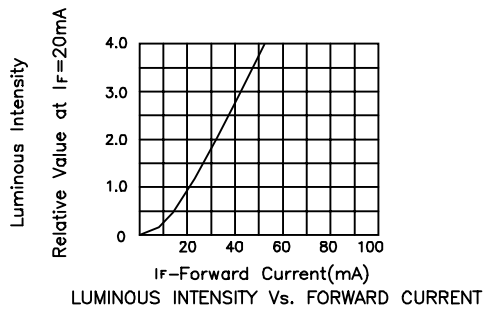
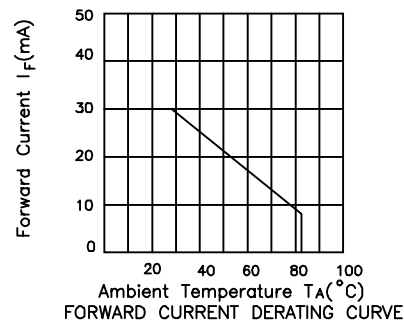
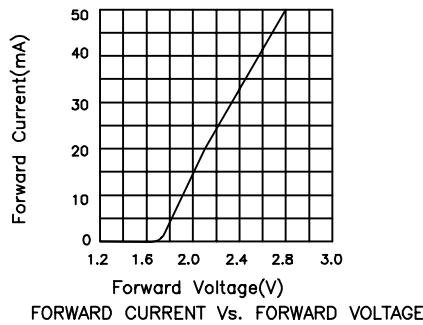
High Efficiency Red AA3528EC, AA3528IT



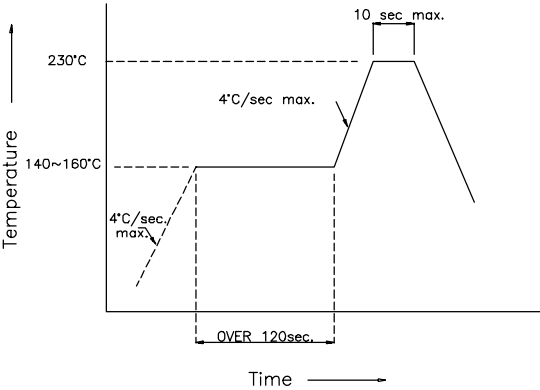
Super Bright Green AA3528SGC,AA3528SGT



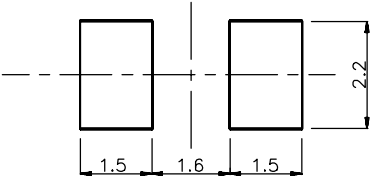
Yellow AA3528YC,AA3528YT



AA3528 SERIES SMT Reflow Soldering Instruction



AA3528 SERIES Recommended Soldering Pattern (Units : mm)



AA3528 SERIES Tape Specifications (Units : mm)

