

TECHNICAL CHARACTERISTICS

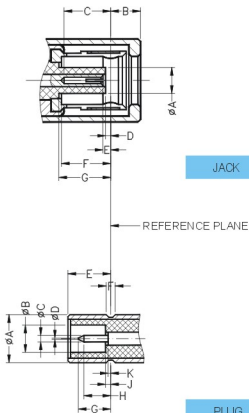
Material and Plating

Body	Brass, gold/nickel plated
Spring contacts	Beryllium copper, gold plated
Male center contacts	Brass, gold plated
Female center contacts	Beryllium copper, gold plated
Insulators	PTFE
Crimp ferrules	Copper alloy, gold or nickel plated

INTERFACE MATING DIMENSIONS: (50 Ω)

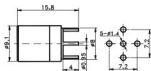
Letter	JACK (mm)	
	Minimum	Maximum
A	2.00	2.06
B	-	1.63
C	2.97	-
D	0.18	-
E	0.18	0.94
F	3.58	-
G	3.58	-

Letter	PLUG (mm)	
	Minimum	Maximum
A	3.66	3.71
B	2.08	-
C	0.48	0.53
D	-	0.25
E	3.33	3.58
F	0.69	0.94
G	-	2.97
H	1.32	-
J	-	0.18
K	-	0.18



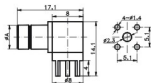
2. PCB MOUNT RECEPTACLES

Straight Plug Receptacle



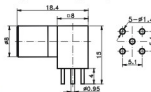
Part Number	GB Type	Remarks
SMBL1215001	SMB-75KHDT	Spring gold plated
SMBL1215002	SMB-75KHDTN	Spring nickel plated

Right Angle Jack Receptacle



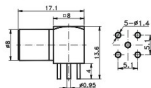
SMBL2115001	SMB-75JWHDT	A=6.2
SMBL2115001	SMB-75JWHDT	A=5.6

Right Angle Plug Receptacle



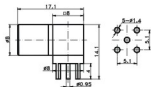
SMBL2215001	SMB-75KWHD	
-------------	------------	--

Right Angle Plug Receptacle



SMBL2215002	SMB-75KWHD1	
-------------	-------------	--

Right Angle Plug Receptacle



SMBL2215003	SMB-75KWHD2	
-------------	-------------	--