

Microsemi Corp.
The diode experts



**1N5415
thru
1N5420**



SANTA ANA, CA
For more information call:
(714) 979-8220

**FAST
RECTIFIERS**

FEATURES

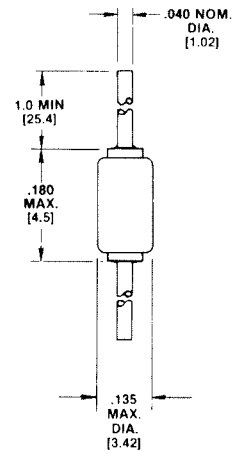
- MICROMINIATURE PACKAGE
- VOIDLESS HERMETICALLY SEALED GLASS PACKAGE
- TRIPLE LAYER PASSIVATION
- METALLURGICALLY BONDED
- FAST RECOVERY
- PIV TO 600 VOLTS
- JAN/JANS/TX/TXV TYPES AVAILABLE PER MIL-S-19500/411

MAXIMUM RATINGS

Operating Temperature: -65°C to +175°C
Storage Temperature: -65°C to +200°C

ELECTRICAL CHARACTERISTICS

TYPE	V _{RWM}	MINIMUM REVERSE BREAKDOWN VOLTAGE @ 50 μ A	FORWARD VOLTAGE V _F @ 8Adc		MAXIMUM REVERSE CURRENT @ V _{RWM}		MAXIMUM REVERSE RECOVERY TIME t _{rr} @cc	AVERAGE RECTIFIED CURRENT AMPS	
			MIN	MAX	25°C	100°C		55°C	100°C
J, JTX, JTXV 1N5415	50V	55V	0.6V(pk)	1.5V(pk)	1.0 μ A	20 μ A	15	3.0	2.0
J, JTX, JTXV 1N5416	100V	110V					01	3.0	2.0
J, JTX, JTXV 1N5417	200V	220V					50	3.0	2.0
J, JTX, JTXV 1N5418	400V	440V					150	3.0	2.0
J, JTX, JTXV 1N5419	500V	550V					150	3.0	2.0
J, JTX, JTXV 1N5420	600V	660V					250	3.0	2.0



**FIGURE 1
PACKAGE E**

**MECHANICAL
CHARACTERISTICS**

CASE: Hermetically sealed glass case.

LEAD MATERIAL: Silver clad copper.

MARKING: Body painted, alpha numeric.

POLARITY: Cathode band.

1N5415 - 1N5420

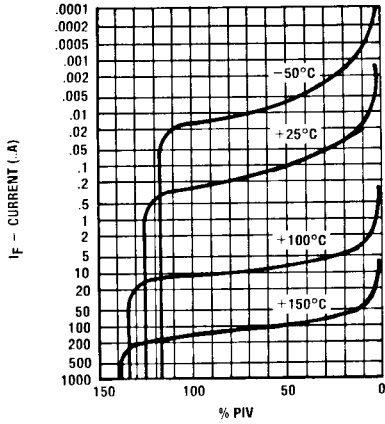


FIGURE 2
TYPICAL REVERSE CURRENT vs. PIV

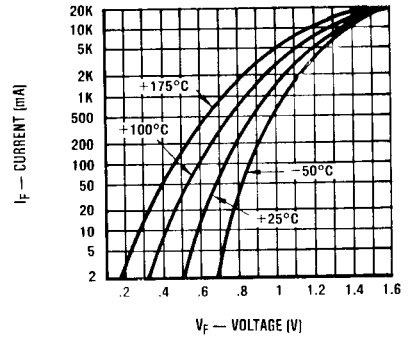


FIGURE 3
TYPICAL FORWARD CURRENT vs. FORWARD VOLTAGE

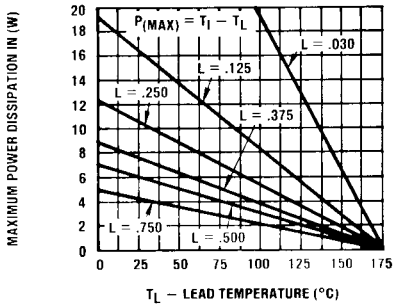


FIGURE 4
MAXIMUM POWER vs. LEAD TEMPERATURE

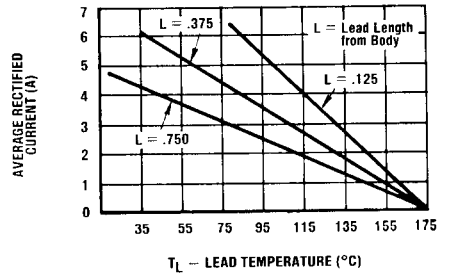


FIGURE 5
MAXIMUM CURRENT vs. LEAD TEMPERATURE