

BS112/BS142 Wide Wavelength Band Type Photodiode

T-41-51

■ Features

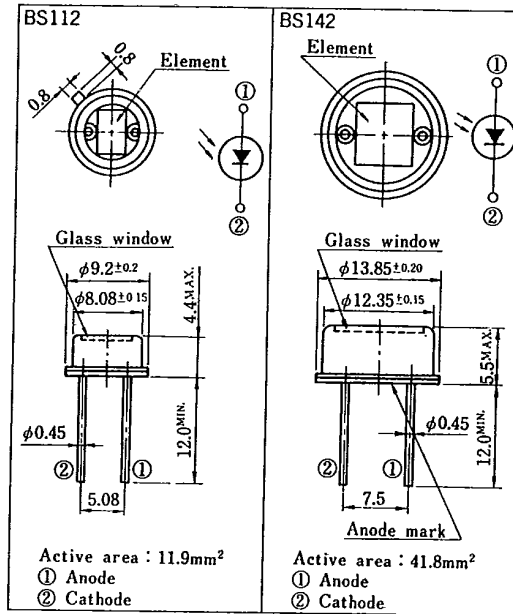
1. A wide range of sensitivity wavelength (λ : 350~1,150nm)
2. High reliability (hermetic seal package)
3. High sensitivity (BS112 I_{sc} : MIN. 5.5 μ A, BS142 I_{sc} : MIN. 18 μ A at $E_v=100lx$)

■ Applications

1. Illuminance meters
2. Scientific color measuring instruments, such as colorimeters, flame color meters, analyzers and spectral photo meters
3. Precise optical instruments

■ Outline Dimensions

(Unit : mm)



4

■ Absolute Maximum Ratings

($T_a=25^\circ C$)

Parameter	Symbol	BS112	BS142	Unit
Reverse voltage	V_R	5	5	V
Operating temperature	T_{opr}	-10~+60	-10~+60	$^\circ C$
Storage temperature	T_{stg}	-20~+80	-20~+80	$^\circ C$
*1 Soldering temperature	T_{sol}	260	260	$^\circ C$

*1 For 5 seconds

■ Electro-optical Characteristics

($T_a=25^\circ C$)

Parameter	Symbol	Conditions	BS112			BS142			Unit
			MIN.	TYP.	MAX.	MIN.	TYP.	MAX.	
*2 Open circuit voltage	V_{oc}	$E_v=100 lx$	0.25	0.32	—	0.25	0.32	—	V
*2 Short circuit current	I_{sc}	$E_v=100 lx$	5.5	7.0	—	18	22	—	μA
Dark current	I_d	$V_R=1V$	—	5×10^{-9}	10^{-7}	—	5×10^{-9}	10^{-7}	A
Peak sensitivity wavelength	λ_p		—	850	—	—	850	—	nm
Sensitivity wavelength width	λ		350	—	1,150	350	—	1,150	nm
Response time	t_r, t_f	$R_L=1k\Omega$	—	20	—	—	27	—	μs

*2 E_v : Illuminance by CIE standard light source A (tungsten lamp)

T-41-51

Fig. 1 Spectral Sensitivity

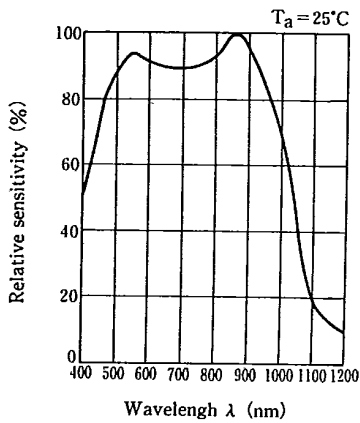


Fig. 2 Photocurrent vs. Illuminance (BS112)

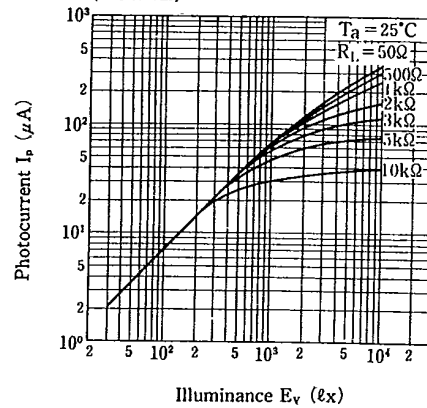


Fig. 3 Photocurrent vs. Illuminance (BS142)

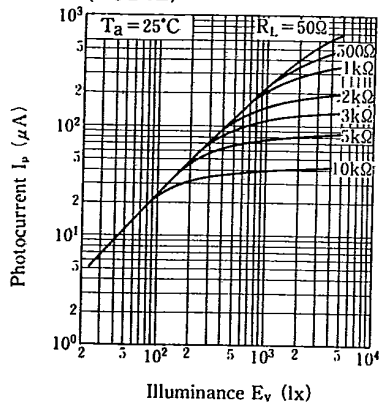


Fig. 4 Photocurrent vs. Forward Voltage (BS112)

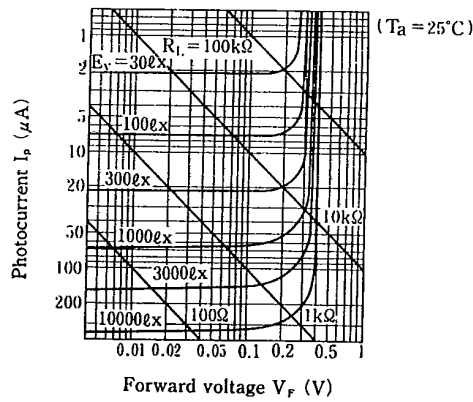


Fig. 5 Photocurrent vs. Forward Voltage (BS142)

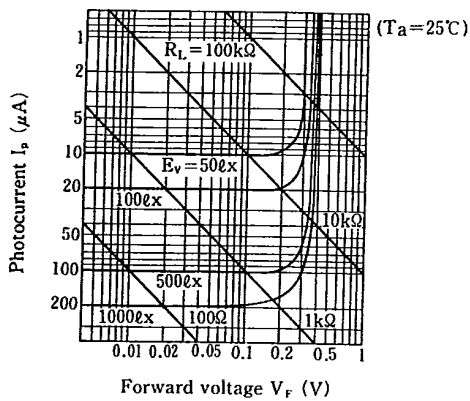


Fig. 6 Short Circuit Current, Open Circuit Voltage vs. Ambient Temperature

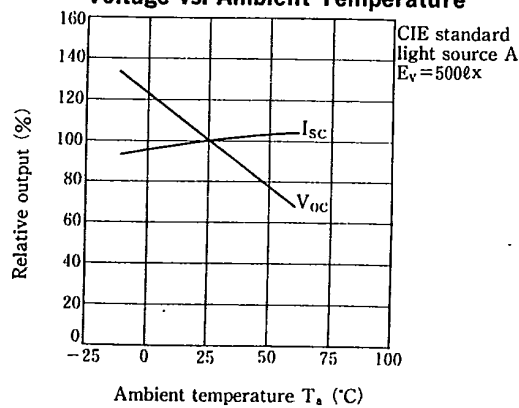


Fig. 7 Dark Current vs. Reverse Voltage (BS112)

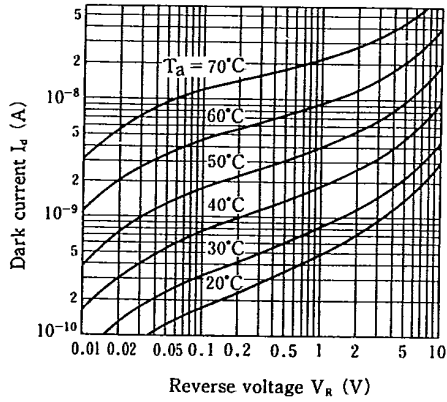


Fig. 8 Dark Current vs. Reverse Voltage (BS142) T-41-51

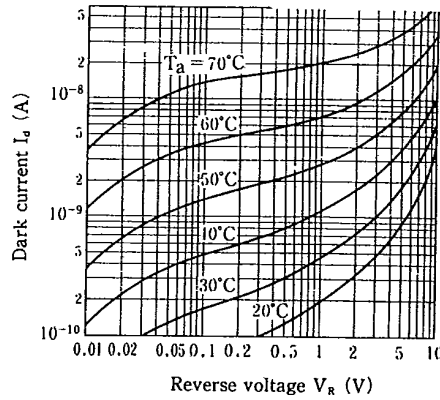


Fig. 9 Response Time vs. Load Resistance (BS112)

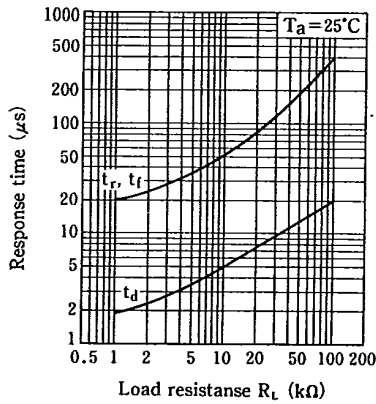
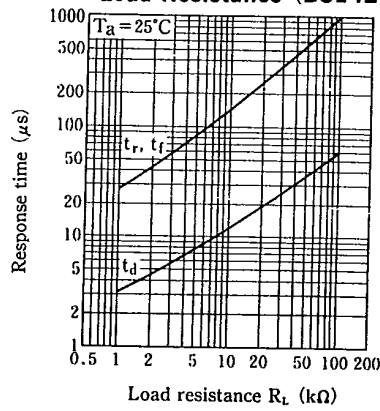


Fig. 10 Response Time vs. Load Resistance (BS142)



4

Test Circuit for Response Time

