

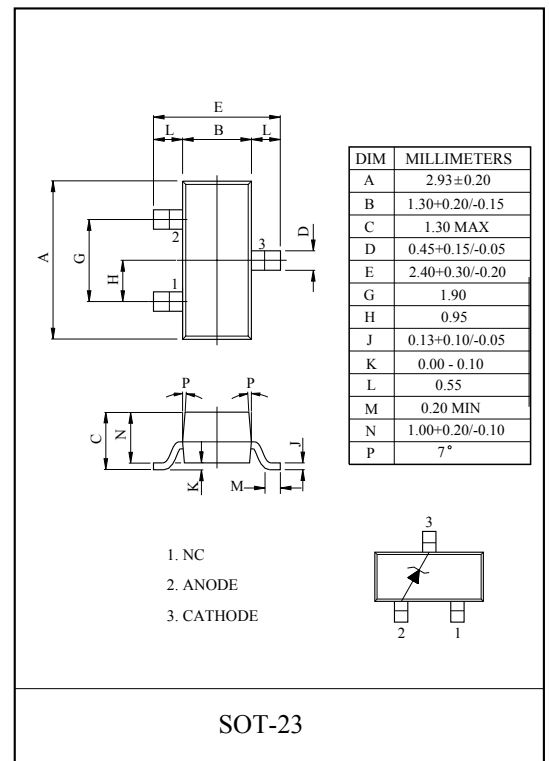
CONSTANT VOLTAGE REGULATION APPLICATION.
REFERENCE VOLTAGE APPLICATION.

FEATURES

- Small Package : SOT-23
- Normal Voltage Tolerance About $\pm 2.5\%$.

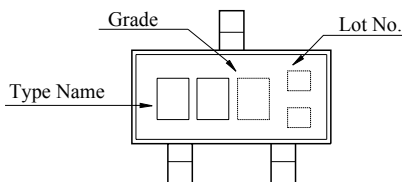
MAXIMUM RATING (Ta=25°C)

CHARACTERISTIC	SYMBOL	RATING	UNIT
Power Dissipation	P_D	200	mW
Junction Temperature	T_j	150	°C
Storage Temperature Range	T_{stg}	-55 ~ 150	°C



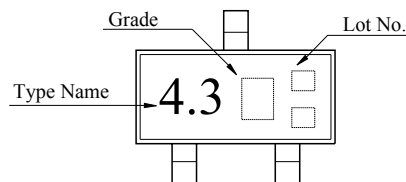
Marking

Example 1) 2.0V ~ 3.9V



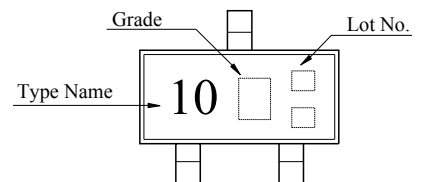
TYPE NAME : Z02W2.0V → 2A
 Z02W2.2V → 2B
 Z02W2.4V → 2C
 Z02W2.7V → 2D
 Z02W3.0V → 30
 Z02W3.3V → 33
 Z02W3.6V → 36
 Z02W3.9V → 39

Example 2) 4.3V ~ 9.1V



Example : Z02W4.3V

Example 3) 10V ~ 24V



Example : Z02W10V

Z02W2.0V~24V

ELECTRICAL CHARACTERISTICS (Ta=25 °C)

TYPE No.	Grade	Zener Voltage Vz (V)			Dynamic Impedance Zz (Ω)		KNEE Dynamic Impedance Zzk (Ω)		Reverse Current IR (μA)	
		Min.	Max.	Iz (mA)	MAX.	Iz (mA)	MAX.	Iz (mA)	MAX.	VR(V)
Z02W2.0V		1.85	2.15	5	100	5	1000	0.5	120	1.0
	X	1.85	2.05							
	Z	1.95	2.15							
Z02W2.2V		2.05	2.38	5	100	5	1000	0.5	120	1.0
	X	2.05	2.26							
	Z	2.16	2.38							
Z02W2.4V		2.28	2.60	5	100	5	1000	0.5	120	1.0
	X	2.28	2.50							
	Z	2.40	2.60							
Z02W2.7V		2.50	2.90	5	110	5	1000	0.5	120	1.0
	X	2.50	2.75							
	Z	2.65	2.90							
Z02W3.0V		2.80	3.20	5	120	5	1000	0.5	50	1.0
	X	2.80	3.05							
	Z	2.95	3.20							
Z02W3.3V		3.10	3.50	5	130	5	1000	0.5	20	1.0
	X	3.10	3.35							
	Z	3.25	3.50							
Z02W3.6V		3.40	3.80	5	130	5	1000	0.5	10	1.0
	X	3.40	3.65							
	Z	3.55	3.80							
Z02W3.9V		3.70	4.10	5	130	5	1000	0.5	10	1.0
	X	3.70	3.97							
	Z	3.87	4.10							
Z02W4.3V		4.00	4.50	5	130	5	1000	0.5	5	1.0
	X	4.00	4.23							
	Y	4.13	4.35							
	Z	4.25	4.50							
Z02W4.7V		4.40	4.90	5	120	5	1000	0.5	5	1.0
	X	4.40	4.63							
	Y	4.53	4.76							
	Z	4.66	4.90							
Z02W5.1V		4.80	5.40	5	70	5	1000	0.5	1	1.5
	X	4.80	5.07							
	Y	4.97	5.24							
	Z	5.14	5.40							

Z02W2.0V~24V

ELECTRICAL CHARACTERISTICS (Ta=25 °C)

TYPE No.	Grade	Zener Voltage Vz (V)			Dynamic Impedance Zz (Ω)		KNEE Dynamic Impedance Zzk (Ω)		Reverse Current IR(μA)	
		Min.	Max.	Iz (mA)	MAX.	Iz (mA)	MAX.	Iz (mA)	MAX.	VR(V)
Z02W5.6V		5.30	6.00	5	40	5	900	0.5	1	2.5
	X	5.30	5.63							
	Y	5.43	5.81							
	Z	5.61	6.00							
Z02W6.2V		5.80	6.60	5	30	5	500	0.5	1	3.0
	X	5.80	6.20							
	Y	6.00	6.39							
	Z	6.19	6.60							
Z02W6.8V		6.40	7.20	5	25	5	150	0.5	0.5	5.0
	X	6.40	6.80							
	Y	6.60	7.02							
	Z	6.82	7.20							
Z02W7.5V		7.00	7.90	5	23	5	120	0.5	0.5	6.0
	X	7.00	7.43							
	Y	7.23	7.66							
	Z	7.46	7.90							
Z02W8.2V		7.70	8.70	5	20	5	120	0.5	0.5	6.5
	X	7.70	8.16							
	Y	7.96	8.43							
	Z	8.23	8.70							
Z02W9.1V		8.50	9.60	5	18	5	120	0.5	0.5	7.0
	X	8.50	9.00							
	Y	8.80	9.30							
	Z	9.10	9.60							
Z02W10V		9.40	10.60	5	15	5	120	0.5	0.5	8.0
	X	9.40	9.93							
	Y	9.73	10.26							
	Z	10.06	10.60							
Z02W11V		10.40	11.60	5	15	5	120	0.5	0.5	8.5
	X	10.40	10.98							
	Y	10.73	11.26							
	Z	11.06	11.60							
Z02W12V		11.40	12.60	5	15	5	110	0.5	0.5	9.0
	X	11.40	11.93							
	Y	11.73	12.26							
	Z	12.06	12.60							

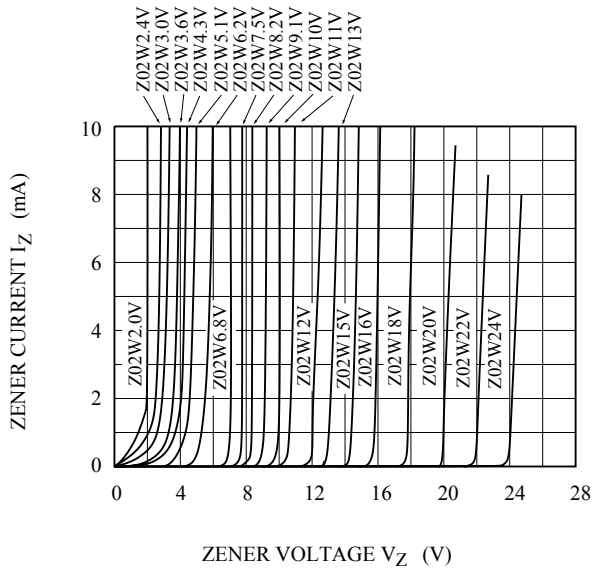
Z02W2.0V~24V

ELECTRICAL CHARACTERISTICS (Ta=25℃)

TYPE No.	Grade	Zener Voltage Vz (V)			Dynamic Impedance Zz (Ω)		KNEE Dynamic Impedance Zzk (Ω)		Reverse Current IR(μA)	
		Min.	Max.	Iz (mA)	MAX.	Iz (mA)	MAX.	Iz (mA)	MAX.	VR(V)
Z02W13V		12.40	14.10	5	15	5	110	0.5	0.5	10
	X	12.40	13.08							
	Y	12.88	13.57							
	Z	13.37	14.10							
Z02W15V		13.80	15.60	5	15	5	110	0.5	0.5	11
	X	13.80	14.63							
	Y	14.33	15.11							
	Z	14.81	15.60							
Z02W16V		15.30	17.10	5	18	5	150	0.5	0.5	12
	X	15.30	16.10							
	Y	15.80	16.60							
	Z	16.30	17.10							
Z02W18V		16.80	19.10	5	20	5	150	0.5	0.5	14
	X	16.80	17.76							
	Y	17.46	18.43							
	Z	18.13	19.10							
Z02W20V		18.80	21.20	5	25	5	200	0.5	0.5	15
	X	18.80	19.78							
	Y	19.48	20.46							
	Z	20.16	21.20							
Z02W22V		20.80	23.30	5	30	5	200	0.5	0.5	17
	X	20.80	21.88							
	Y	21.48	22.56							
	Z	22.16	23.30							
Z02W24V		22.80	25.60	5	40	5	200	0.5	0.5	19
	X	22.80	24.11							
	Y	23.61	24.92							
	Z	24.42	25.60							

Z02W2.0V~24V

$I_Z - V_Z$



$P_d - T_a$

