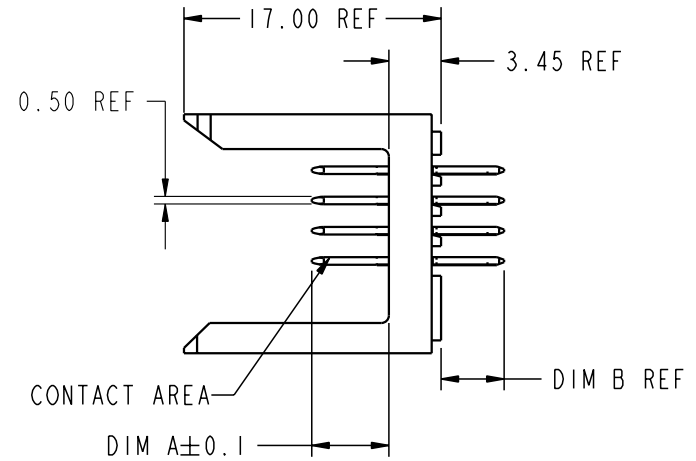
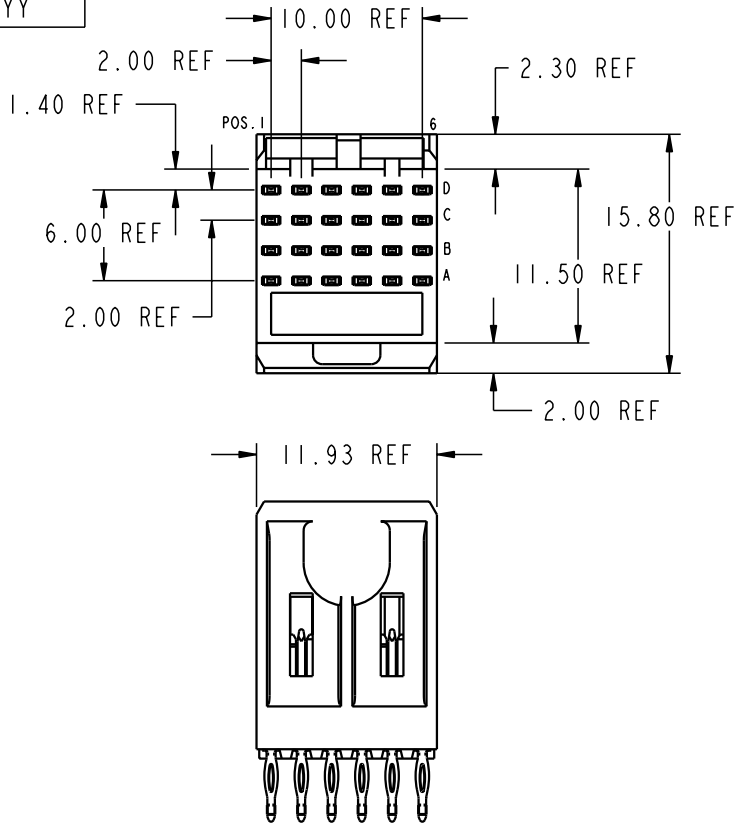


Tous droits strictement reserves. Reproduction ou communication a des tiers interdite sous quelque forme que ce soit sans autorisation ecrite du propriétaire. Propriete de c FCI. Droits de reproduction FCI.

All rights strictly reserved. Reproduction or issue to third parties in any form whatever is not permitted without written authority from the proprietor. Property of FCI. Copyright FCI.

PRODUCT NUMBER
70232-XY



NOTES:

- FOR DIM A AND B SEE SHEET 2 AND UP.
- BODY MATERIAL: LIQUID CRYSTAL POLYMER 30 % GLASS. FLAME RETARDANT ACC. UL 94-V0.
- PIN MATERIAL: PHOSPHOR BRONZE.
- PLATING ON PRESS-FIT TAIL AREA SnPb. PLATING ON CONTACT AREA CONFORMS TO PERFORMANCE LEVEL SHOWN IN TABLE BELOW.
- PRODUCT MARKING: PART NUMBER DESIGNATION & BATCH I.D.
- ALL PRODUCTS WITH PART NUMBERS SHOWN IN SUBSEQUENT TABLES WILL BE PACKAGED IN TUBES. IF TRAY PACKAGING IS REQUIRED, A SUFFIX "P" WILL BE ADDED TO THE END OF THE PART NUMBER. EXAMPLE: XXXX-XXXP
- PRODUCT MAY ALSO BE AVAILABLE WITH AN ALTERNATIVE PRESS-FIT SECTION. THE PART NUMBERS FOR THIS ALTERNATIVE PRODUCT WILL BE THE SAME AS THE BASE NUMBERS SHOWN IN SUBSEQUENT TABLES WITH THE ADDITION OF THE SUFFIX "H". EXAMPLE: XXXX-XXXH

PLATING IN CONTACT AREA	
DASH NUMBER	PERFORMANCE LEVEL
-1YY	TELCORDIA CO
-2YY	TELECOM CLASS
-3YY	IEC CLASS I
-5YY	TELCORDIA UE
-9YY	0.76µm GXT

mat'l code				tolerances unless otherwise specified				CUSTOMER		ELECTRONICS www.fciconnect.com	
ltr	ecr no.	dr	date	linear	0.X ± 0.3		COPY		title		
AA	V02558	JRW	09/29/00		0.XX ± 0.13		projection		METRAL SIGNAL HEADER 1 MOD, 4 ROW PRESS-FIT		
AB	V10179	LSS	01/24/01	angles	.XXX ± .051				product family		
AC	V11017	TAB	04/16/01		0° ± 2°		MM		METRAL		
AD	V11701	CGD	06/20/01	dr	T.BRUNGARD	11/19/99	scale		code		
				enrg	M.STRAWSER	11/19/99	2:1		size		
				chr	M.STRAWSER	11/19/99	A		dwg no		
				appd	M.STRAWSER	02/29/00			70232		
sheet index	revision sheet	AD 1	AD 2	AD 3	AD 4	AD 5	AD 6	AD 7	cage code	22526	
										1 of 7	

Pro/E

PDM: Rev:AD

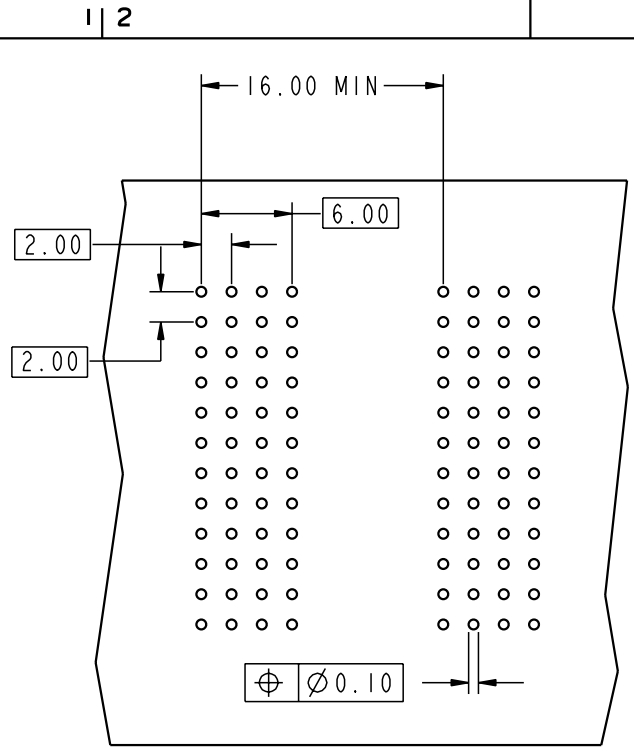
STATUS:Released

Printed: Apr 05, 2002

Tous droits strictement reserves. Reproduction ou communication a des tiers interdite sous quelque forme que ce soit sans autorisation écrite du propriétaire. Propriete de c FCI. Droits de reproduction FCI.



All rights strictly reserved. Reproduction or issue to third parties in any form whatever is not permitted without written authority from the proprietor. Property of FCI. Copyright FCI.



REQUIRED PC BOARD LAYOUT
COMPONENT SIDE

SEE PRINT 58351 FOR
ADDITIONAL PCB INFORMATION

KEY		
CODE	DIMENSIONS	
	DIM "A" MATE	DIM "B" TAIL
1	5.00	4.30
2	5.75	4.30
3	6.50	4.30
4	7.25	4.30
5	5.00	13.60
6	5.75	13.60
7	6.50	13.60
8	7.25	13.60
9	5.00	17.00
10	5.75	17.00
11	6.50	17.00
12	7.25	17.00
13	8.25	4.30
14	8.25	13.60
15	8.25	17.00
19	8.00	4.30
20	8.00	13.60
21	8.00	17.00

mat'l code				--		tolerances unless otherwise specified		CUSTOMER		ELECTRONICS www.fciconnect.com		
ltr	ecr no.	dr	date	linear	0.X ±0.3		COPY		 title METRAL SIGNAL HEADER 1 MOD, 4 ROW PRESS-FIT	product family		code
AD					0.XX ±0.13		projection			size	dwg no	213
					.XXX ±.051		 MM scale 1:1			A	70232	sheet
				angles	0° ±2°				appd			
				dr	T.BRUNGARD	11/19/99						
				enr	M.STRAWSER	11/19/99						
				chr	M.STRAWSER	11/19/99						
				appd	M.STRAWSER	02/29/00						
sheet index		revision sheet								cage code		
										22526		

Pro/E 3 | cage code 22526 4

Tous droits strictement reserves. Reproduction ou communication a des tiers interdite sous quelque forme que ce soit sans autorisation ecrite du propriétaire. Propriete de c FCI. Droits de reproduction FCI.

All rights strictly reserved. Reproduction or issue to third parties in any form whatever is not permitted without written authority from the proprietor. Property of FCI. Copyright FCI.



1 2							3							4																									
METRAL P/N	ROW	CONTACT CODE MOD. I						METRAL P/N	ROW	CONTACT CODE MOD. I						METRAL P/N	ROW	CONTACT CODE MOD. I																					
		1	2	3	4	5	6			1	2	3	4	5	6			1	2	3	4	5	6																
70232-X10	D	1	1	1	1	1	1	70232-X14	D	4	4	4	4	4	4	70232-X18	D	3	3	3	3	3	3	70232-X22	D	5	5	5	5	5	5	70232-X26	D	6	6	6	6	6	6
	C	2	2	2	2	2	2		C	3	3	3	3	3	3		C	1	1	1	1	1	1		C	5	5	5	5	5	5		C	6	6	6	6	6	6
	B	2	2	2	2	2	2		B	3	3	3	3	3	3		B	1	1	1	1	1	1		B	5	5	5	5	5	5		B	6	6	6	6	6	6
	A	3	3	3	3	3	3		A	4	4	4	4	4	4		A	1	1	1	1	1	1		A	7	7	7	7	7	7		A	6	6	6	6	6	6

A

A

B

B

mat'l code				--				tolerances unless otherwise specified				CUSTOMER		ELECTRONICS			
ltr	ecn no.	dr	date	linear	0.X ±0.3				COPY				www.fciconnect.com				
AD					0.XX ±0.13				projection		title		METRAL SIGNAL HEADER				
					.XXX ±.051						I MOD, 4 ROW PRESS-FIT						
				angles	0° ±2°				MM				product family		METRAL		
					dr T.BRUNGARD 11/19/99				scale		1:1		size		dwg no		
				engr M.STRAWSER 11/19/99								A		70232			
				chr M.STRAWSER 11/19/99										code		213	
				appd M.STRAWSER 02/29/00										sheet		3	
sheet index		revision sheet															

1 | 2

Pro/E

3 |

code code 22526

4

PDM: Rev:AD

STATUS:Released

Printed: Apr 05, 2002

Tous droits strictement reserves. Reproduction ou communication a des tiers interdite sous quelque forme que ce soit sans autorisation ecrite du propriétaire. Propriete de c FCI. Droits de reproduction FCI.

All rights strictly reserved. Reproduction or issue to third parties in any form whatever is not permitted without written authority from the proprietor. Property of FCI. Copyright FCI.



METRAL P/N		CONTACT CODE MOD. I						METRAL P/N		CONTACT CODE MOD. I						METRAL P/N		CONTACT CODE MOD. I						METRAL P/N		CONTACT CODE MOD. I													
ROW		1	2	3	4	5	6	ROW		1	2	3	4	5	6	ROW		1	2	3	4	5	6	ROW		1	2	3	4	5	6	ROW		1	2	3	4	5	6
70232-X30	D	9	9	9	9	9	9	70232-X34	D	12	12	12	12	12	12	70232-X38	D	11	11	11	11	11	11	70232-X42	D	1	1	1	1	1	1	70232-X46	D	19	19	19	19	19	19
	C	10	10	10	10	10	10		C	11	11	11	11	11	11		C	9	9	9	9	9	9		C	1	1	1	1	1	1		C	3	3	3	3	3	3
	B	10	10	10	10	10	10		B	11	11	11	11	11	11		B	9	9	9	9	9	9		B	1	1	1	1	1	1		B	3	3	3	3	3	3
	A	11	11	11	11	11	11		A	12	12	12	12	12	12		A	9	9	9	9	9	9		A	2	2	2	2	2	2		A	3	3	3	3	3	3
70232-X31	D	9	9	9	9	9	9	70232-X35	D	11	11	11	11	11	11	70232-X39	D	12	12	12	12	12	12	70232-X43	D	13	13	13	13	13	13	70232-X47	D	4	4	4	4	4	4
	C	9	9	9	9	9	9		C	11	11	11	11	11	11		C	12	12	12	12	12	12		C	3	3	3	3	3	3		C	4	4	4	4	4	4
	B	9	9	9	9	9	9		B	11	11	11	11	11	11		B	12	12	12	12	12	12		B	3	3	3	3	3	3		B	13	13	13	13	13	13
	A	9	9	9	9	9	9		A	11	11	11	11	11	11		A	12	12	12	12	12	12		A	3	3	3	3	3	3		A	13	13	13	13	13	13
70232-X32	D	9	9	9	9	9	9	70232-X36	D	10	10	10	10	10	10	70232-X40	D	2	2	2	2	2	2	70232-X44	D	2	2	2	2	2	2	70232-X48	D	19	19	19	19	19	19
	C	9	9	9	9	9	9		C	10	10	10	10	10	10		C	2	2	2	2	2	2		C	3	3	3	3	3	3		C	19	19	19	19	19	19
	B	9	9	9	9	9	9		B	10	10	10	10	10	10		B	4	4	4	4	4	4		B	4	4	4	4	4	4		B	19	19	19	19	19	19
	A	11	11	11	11	11	11		A	10	10	10	10	10	10		A	2	2	2	2	2	2		A	3	3	3	3	3	3		A	19	19	19	19	19	19
70232-X33	D	11	11	11	11	11	11	70232-X37	D	11	11	11	11	11	11	70232-X41	D	2	2	2	2	2	2	70232-X45	D	1	1	1	1	1	1	70232-X49	D	4	4	4	4	4	4
	C	10	10	10	10	10	10		C	10	10	10	10	10	10		C	2	2	2	2	2	2		C	2	2	2	2	2	2		C	3	3	3	3	3	3
	B	10	10	10	10	10	10		B	10	10	10	10	10	10		B	2	2	2	2	2	2		B	3	3	3	3	3	3		B	3	3	3	3	3	3
	A	11	11	11	11	11	11		A	9	9	9	9	9	9		A	4	4	4	4	4	4		A	4	4	4	4	4	4		A	3	3	3	3	3	3

mat'l code				--				tolerances unless otherwise specified				CUSTOMER		ELECTRONICS	
ltr	ecr no.	dr	date					0.X ±0.3		COPY		www.fciconnect.com			
AD				linear				0.XX ±0.13		projection		title			
				angles				.XXX ±.051				METRAL SIGNAL HEADER			
				dr				0° ±2°		MM		I MOD, 4 ROW PRESS-FIT			
				enr				T.BRUNGARD 11/19/99		product family		METRAL code			
				chr				M.STRAWSER 11/19/99		size		213			
				appd				M.STRAWSER 11/19/99		dwg no		sheet			
				sheet				M.STRAWSER 02/29/00		A		4			
				index				revision		scale		70232			
				sheet						1:1		cage code			
												22526			

Pro/E

3

cage code 22526

4

PDM: Rev:AD

STATUS:Released

Printed: Apr 05, 2002

Tous droits strictement reserves. Reproduction ou communication a des tiers interdite sous quelque forme que ce soit sans autorisation ecrite du propriétaire. Propriete de c FCI. Droits de reproduction FCI.

All rights strictly reserved. Reproduction or issue to third parties in any form whatever is not permitted without written authority from the proprietor. Property of FCI. Copyright FCI.



METRAL P/N	ROW	CONTACT CODE MOD. I					
		1	2	3	4	5	6
70232-X50	D	6	6	6	6	6	6
	C	6	6	6	6	6	6
	B	8	8	8	8	8	8
	A	6	6	6	6	6	6
70232-X51	D	6	6	6	6	6	6
	C	6	6	6	6	6	6
	B	6	6	6	6	6	6
	A	8	8	8	8	8	8
70232-X52	D	5	5	5	5	5	5
	C	5	5	5	5	5	5
	B	5	5	5	5	5	5
	A	6	6	6	6	6	6
70232-X53	D	14	14	14	14	14	14
	C	7	7	7	7	7	7
	B	7	7	7	7	7	7
	A	7	7	7	7	7	7
70232-X54	D	6	6	6	6	6	6
	C	7	7	7	7	7	7
	B	8	8	8	8	8	8
	A	7	7	7	7	7	7
70232-X55	D	5	5	5	5	5	5
	C	6	6	6	6	6	6
	B	7	7	7	7	7	7
	A	8	8	8	8	8	8
70232-X56	D	20	20	20	20	20	20
	C	7	7	7	7	7	7
	B	7	7	7	7	7	7
	A	7	7	7	7	7	7
70232-X57	D	8	8	8	8	8	8
	C	8	8	8	8	8	8
	B	14	14	14	14	14	14
	A	14	14	14	14	14	14
70232-X58	D	20	20	20	20	20	20
	C	20	20	20	20	20	20
	B	20	20	20	20	20	20
	A	20	20	20	20	20	20
70232-X59	D	8	8	8	8	8	8
	C	7	7	7	7	7	7
	B	7	7	7	7	7	7
	A	7	7	7	7	7	7
70232-X60	D	10	10	10	10	10	10
	C	10	10	10	10	10	10
	B	12	12	12	12	12	12
	A	10	10	10	10	10	10
70232-X61	D	10	10	10	10	10	10
	C	10	10	10	10	10	10
	B	10	10	10	10	10	10
	A	12	12	12	12	12	12
70232-X62	D	9	9	9	9	9	9
	C	9	9	9	9	9	9
	B	9	9	9	9	9	9
	A	10	10	10	10	10	10
70232-X63	D	15	15	15	15	15	15
	C	11	11	11	11	11	11
	B	11	11	11	11	11	11
	A	11	11	11	11	11	11
70232-X64	D	10	10	10	10	10	10
	C	11	11	11	11	11	11
	B	12	12	12	12	12	12
	A	11	11	11	11	11	11
70232-X65	D	9	9	9	9	9	9
	C	10	10	10	10	10	10
	B	11	11	11	11	11	11
	A	12	12	12	12	12	12
70232-X66	D	21	21	21	21	21	21
	C	11	11	11	11	11	11
	B	11	11	11	11	11	11
	A	11	11	11	11	11	11
70232-X67	D	12	12	12	12	12	12
	C	12	12	12	12	12	12
	B	15	15	15	15	15	15
	A	15	15	15	15	15	15
70232-X68	D	21	21	21	21	21	21
	C	21	21	21	21	21	21
	B	21	21	21	21	21	21
	A	21	21	21	21	21	21
70232-X69	D	12	12	12	12	12	12
	C	11	11	11	11	11	11
	B	11	11	11	11	11	11
	A	11	11	11	11	11	11

mat'l code		--	tolerances unless otherwise specified		CUSTOMER	ELECTRONICS www.fciconnect.com
lfr	ecn no.	dr	date	linear	COPY	
AD				linear	projection	title METRAL SIGNAL HEADER 1 MOD, 4 ROW PRESS-FIT
				angles		
				dr	T.BRUNGARD	11/19/99
				enrg	M.STRAWSER	11/19/99
				chr	M.STRAWSER	11/19/99
				appd	M.STRAWSER	02/29/00
sheet index	revision sheet					

product family	METRAL	code	213
size	dwg no	sheet	5
A		70232	

Tous droits strictement reserves. Reproduction ou communication a des tiers interdite sous quelque forme que ce soit sans autorisation ecrite du propriétaire. Propriete de c FCI. Droits de reproduction FCI.

All rights strictly reserved. Reproduction or issue to third parties in any form whatever is not permitted without written authority from the proprietor. Property of FCI. Copyright FCI.



1 2						3						4																						
METRAL P/N	ROW	CONTACT CODE MOD. I						METRAL P/N	ROW	CONTACT CODE MOD. I						METRAL P/N	ROW	CONTACT CODE MOD. I																
		1	2	3	4	5	6			1	2	3	4	5	6			1	2	3	4	5	6											
70232-X70	D	4	4	4	4	4	70232-X74	D	2	2	2	2	2	70232-X78	D	1	1	1	1	1	70232-X82	D	6	6	6	6	6	70232-X86	D	20	20	20	20	20
	C	2	2	2	2	2		C	3	3	3	3	3		C	1	1	1	1	1		C	8	8	8	8	8		C	5	5	5	5	5
	B	2	2	2	2	2		B	3	3	3	3	3		B	3	3	3	3	3		B	8	8	8	8	8		B	5	5	5	5	5
	A	2	2	2	2	2		A	3	3	3	3	3		A	1	1	1	1	1		A	20	20	20	20	20		A	20	20	20	20	20
70232-X71	D	3	3	3	3	3	70232-X75	D	2	2	2	2	2	70232-X79	D	3	3	3	3	3	70232-X83	D	6	6	6	6	6	70232-X87	D	6	6	6	6	6
	C	3	3	3	3	3		C	2	2	2	2	2		C	2	2	2	2	2		C	7	7	7	7	7		C	7	7	7	7	7
	B	1	1	1	1	1		B	2	2	2	2	2		B	2	2	2	2	2		B	6	6	6	6	6		B	20	20	20	20	20
	A	3	3	3	3	3		A	3	3	3	3	3		A	2	2	2	2	2		A	7	7	7	7	7		A	7	7	7	7	7
70232-X72	D	2	2	2	2	2	70232-X76	D	19	19	19	19	19	70232-X80	D	8	8	8	8	8	70232-X84	D	6	6	6	6	6	70232-X88	D	5	5	5	5	5
	C	4	4	4	4	4		C	1	1	1	1	1		C	6	6	6	6	6		C	7	7	7	7	7		C	5	5	5	5	5
	B	4	4	4	4	4		B	1	1	1	1	1		B	6	6	6	6	6		B	7	7	7	7	7		B	7	7	7	7	7
	A	19	19	19	19	19		A	19	19	19	19	19		A	6	6	6	6	6		A	7	7	7	7	7		A	5	5	5	5	5
70232-X73	D	2	2	2	2	2	70232-X77	D	2	2	2	2	2	70232-X81	D	7	7	7	7	7	70232-X85	D	6	6	6	6	6	70232-X89	D	7	7	7	7	7
	C	3	3	3	3	3		C	3	3	3	3	3		C	7	7	7	7	7		C	6	6	6	6	6		C	6	6	6	6	6
	B	2	2	2	2	2		B	19	19	19	19	19		B	5	5	5	5	5		B	6	6	6	6	6		B	6	6	6	6	6
	A	3	3	3	3	3		A	3	3	3	3	3		A	7	7	7	7	7		A	7	7	7	7	7		A	6	6	6	6	6

mat'l code				--		tolerances unless otherwise specified		CUSTOMER		ELECTRONICS www.fciconnect.com		
ltr	ecr no.	dr	date	linear	0.X ±0.3		COPY		projection	title		
AD					0.XX ±0.13		MM			METRAL SIGNAL HEADER		
					.XXX ±.051					I MOD, 4 ROW PRESS-FIT		
				angles	0° ±2°		scale			product family		
					dr T.BRUNGARD 11/19/99		1:1			METRAL		code
					enr M.STRAWSER 11/19/99		A			size		213
					chr M.STRAWSER 11/19/99		70232			dwg no		sheet
					appd M.STRAWSER 02/29/00						6	
sheet index		revision sheet										

Tous droits strictement reserves. Reproduction ou communication a des tiers interdite sous quelque forme que ce soit sans autorisation ecrite du propriétaire. Propriete de c FCI. Droits de reproduction FCI.

All rights strictly reserved. Reproduction or issue to third parties in any form whatever is not permitted without written authority from the proprietor. Property of FCI. Copyright FCI.



METRAL P/N	ROW	CONTACT CODE MOD. I					
		1	2	3	4	5	6
70232-X90	D	12	12	12	12	12	12
	C	10	10	10	10	10	10
	B	10	10	10	10	10	10
	A	10	10	10	10	10	10

METRAL P/N	ROW	CONTACT CODE MOD. I					
		1	2	3	4	5	6
70232-X94	D	10	10	10	10	10	10
	C	11	11	11	11	11	11
	B	11	11	11	11	11	11
	A	11	11	11	11	11	11

METRAL P/N	ROW	CONTACT CODE MOD. I					
		1	2	3	4	5	6
70232-X98	D	9	9	9	9	9	9
	C	9	9	9	9	9	9
	B	11	11	11	11	11	11
	A	9	9	9	9	9	9

METRAL P/N	ROW	CONTACT CODE MOD. I					
		1	2	3	4	5	6
70232-X91	D	11	11	11	11	11	11
	C	11	11	11	11	11	11
	B	9	9	9	9	9	9
	A	11	11	11	11	11	11

METRAL P/N	ROW	CONTACT CODE MOD. I					
		1	2	3	4	5	6
70232-X95	D	10	10	10	10	10	10
	C	10	10	10	10	10	10
	B	10	10	10	10	10	10
	A	11	11	11	11	11	11

METRAL P/N	ROW	CONTACT CODE MOD. I					
		1	2	3	4	5	6
70232-X99	D	11	11	11	11	11	11
	C	10	10	10	10	10	10
	B	10	10	10	10	10	10
	A	10	10	10	10	10	10

METRAL P/N	ROW	CONTACT CODE MOD. I					
		1	2	3	4	5	6
70232-X92	D	10	10	10	10	10	10
	C	12	12	12	12	12	12
	B	12	12	12	12	12	12
	A	21	21	21	21	21	21

METRAL P/N	ROW	CONTACT CODE MOD. I					
		1	2	3	4	5	6
70232-X96	D	21	21	21	21	21	21
	C	9	9	9	9	9	9
	B	9	9	9	9	9	9
	A	21	21	21	21	21	21

METRAL P/N	ROW	CONTACT CODE MOD. I					
		1	2	3	4	5	6
70232-X93	D	10	10	10	10	10	10
	C	11	11	11	11	11	11
	B	10	10	10	10	10	10
	A	11	11	11	11	11	11

METRAL P/N	ROW	CONTACT CODE MOD. I					
		1	2	3	4	5	6
70232-X97	D	10	10	10	10	10	10
	C	11	11	11	11	11	11
	B	21	21	21	21	21	21
	A	11	11	11	11	11	11

mat'l code		--		tolerances unless otherwise specified		CUSTOMER		ELECTRONICS www.fciconnect.com			
ltr	ecn no.	dr	date	linear	0.X ±0.3	COPY		projection	title METRAL SIGNAL HEADER 1 MOD, 4 ROW PRESS-FIT		
AD					0.XX ±0.13	MM					
					.XXX ±.051	1:1					
				angles	0° ±2°	scale		product family METRAL	code 213		
				dr	T.BRUNGARD	11/19/99	size A			dwg no 70232	sheet 7
				engr	M.STRAWSER	11/19/99					
				chr	M.STRAWSER	11/19/99					
				appd	M.STRAWSER	02/29/00	cage code		22526		
sheet index	revision sheet										

Pro/E

3

cage code 22526

4

PDM: Rev:AD

STATUS:Released

Printed: Apr 05, 2002