

PLASTIC SILICON RECTIFIERS

REVERSE VOLTAGE - **50 to 1000** Volts
FORWARD CURRENT - **2.0** Amperes

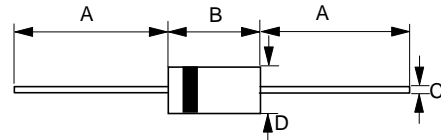
FEATURES

- Low cost
- Diffused junction
- Low forward voltage drop
- Low reverse leakage current
- High current capability
- The plastic material carries UL recognition 94V-0

MECHANICAL DATA

- Case : JEDEC DO-15 molded plastic
- Polarity : Color band denotes cathode
- Weight : 0.015 ounces, 0.4 grams
- Mounting position : Any

DO-15



DO-15		
Dim.	Min.	Max.
A	25.4	-
B	5.80	7.60
C	0.71 \varnothing	0.86 \varnothing
D	2.60 \varnothing	3.60 \varnothing
All Dimensions in millimeter		

MAXIMUM RATINGS AND ELECTRICAL CHARACTERISTICS

Ratings at 25°C ambient temperature unless otherwise specified.
Single phase, half wave, 60Hz, resistive or inductive load.
For capacitive load, derate current by 20%

CHARACTERISTICS	SYMBOL	LT2A01	LT2A02	LT2A03	LT2A04	LT2A05	LT2A06	LT2A07	UNIT
Maximum Recurrent Peak Reverse Voltage	V _{RRM}	50	100	200	400	600	800	1000	V
Maximum RMS Voltage	V _{RMS}	35	70	140	280	420	560	700	V
Maximum DC Blocking Voltage	V _{DC}	50	100	200	400	600	800	1000	v
Maximum Average Forward Rectified Current @T _A =50°C	I(AV)	2.0							A
Peak Forward Surge Current 8.3ms single half sine-wave super imposed on rated load (JEDEC Method)	I _{FSM}	70							A
Maximum forward Voltage at 2.0A DC	V _F	1.1							V
Maximum DC Reverse Current at Rated DC Blocking Voltage @T _J =25°C @T _J =100°C	I _R	5.0 50							uA
Typical Junction Capacitance (Note1)	C _J	20							pF
Typical Thermal Resistance (Note 2)	R _{θJA}	40							°C/W
Operating Temperature Range	T _J	-55 to +125							°C
Storage Temperature Range	T _{STG}	-55 to +150							°C

NOTES : 1.Measured at 1.0MHz and applied reverse voltage of 4.0V DC.
2.Thermal Resistance Junction to Ambient.

REV. 2, 01-Dec-2000, KDAD02

FIG.1 - FORWARD CURRENT DERATING CURVE

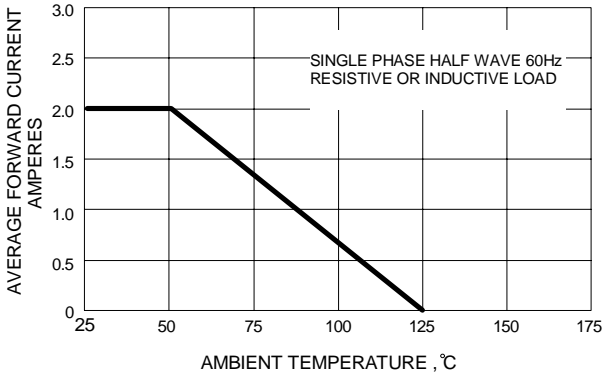


FIG.2 - MAXIMUM NON-REPETITIVE SURGE CURRENT

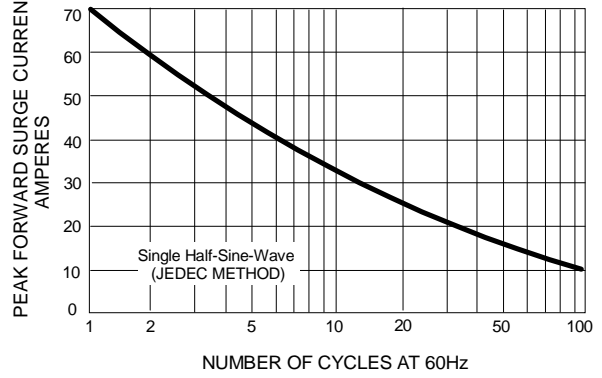


FIG.3 - TYPICAL JUNCTION CAPACITANCE

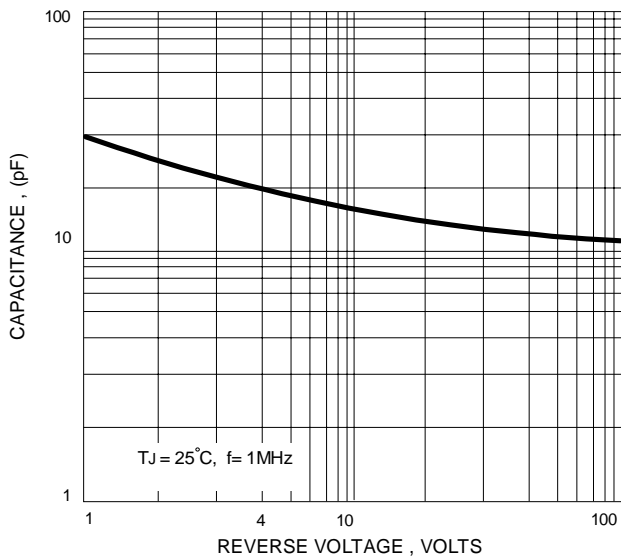


FIG.4 - TYPICAL FORWARD CHARACTERISTICS

