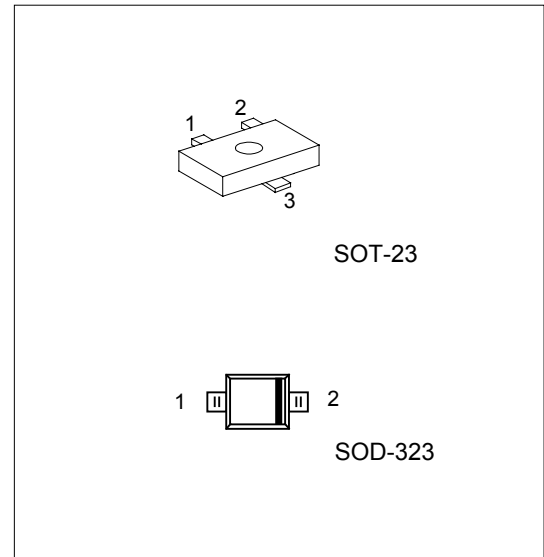


UTC ZD3.3 THRU ZD36

ZENER DIODE

ZD3.3 THRU ZD36 ZENER DIODES



SOT-23: 1. NC 2. Anode 3. Cathode

SOD-323: 1. Anode 2. Cathode

*Pb-free plating product number: ZD3.3L THRU ZD36L

THERMAL CHARACTERISTICS

PARAMETER	SYMBOL	RATINGS	UNIT
Total Device Dissipation Ta=25°C, Derate above 25°C	P _D	225 1.8	mW mW/°C
Thermal Resistance Junction to Ambient	θ _{JA}	417	°C/W
Junction Temperature	T _j	-55 ~ +150	°C
Storage Temperature	T _{stg}	-55 ~ +150	°C

ELECTRICAL CHARACTERISTIC

(V_F = 0.9V Max @ I_F = 10mA for all types.)

Device	Marking Code	Test Current I _{ZT} (mA)	Zener Voltage V _Z (V)	ZZK		ZZT I _Z =I _{ZT} Ω _{Max}	Max. Reverse Current	
				Ω _{max}	I _Z (mA)		I _R (μA)	@V _R (V)
ZD3.3	3.3	5	3.3±2.5%	1000	1.0	100	10.0	1.0
ZD3.9	3.9	5	3.9±2.5%	1000	1.0	100	5.0	1.0
ZD4.3	4.3	5	4.3±2.5%	1000	1.0	100	5.0	1.0
ZD4.7	4.7	5	4.7±2.5%	800	0.5	100	2.0	1.0
ZD5.1	5.1	5	5.1±2.5%	500	0.5	80	2.0	1.5
ZD5.6	5.6	5	5.6±2.5%	200	0.5	60	1.0	2.5
ZD6.0	6.0	5	6.0±2.5%	100	0.5	60	1.0	2.5
ZD6.2	6.2	5	6.2±2.5%	100	0.5	60	1.0	3.0
ZD6.8	6.8	5	6.8±2.5%	60	0.5	40	0.5	3.5
ZD7.5	7.5	5	7.5±2.5%	60	0.5	30	0.5	4.0
ZD8.2	8.2	5	8.2±2.5%	60	0.5	30	0.5	5.0
ZD9.1	9.1	5	9.1±2.5%	60	0.5	30	0.5	6.0
ZD10	10	5	10±2.5%	60	0.5	30	0.1	7.0
ZD11	11	5	11±2.5%	60	0.5	30	0.1	8.0

UTC UNISONIC TECHNOLOGIES CO., LTD.

www.unisonic.com.tw

1

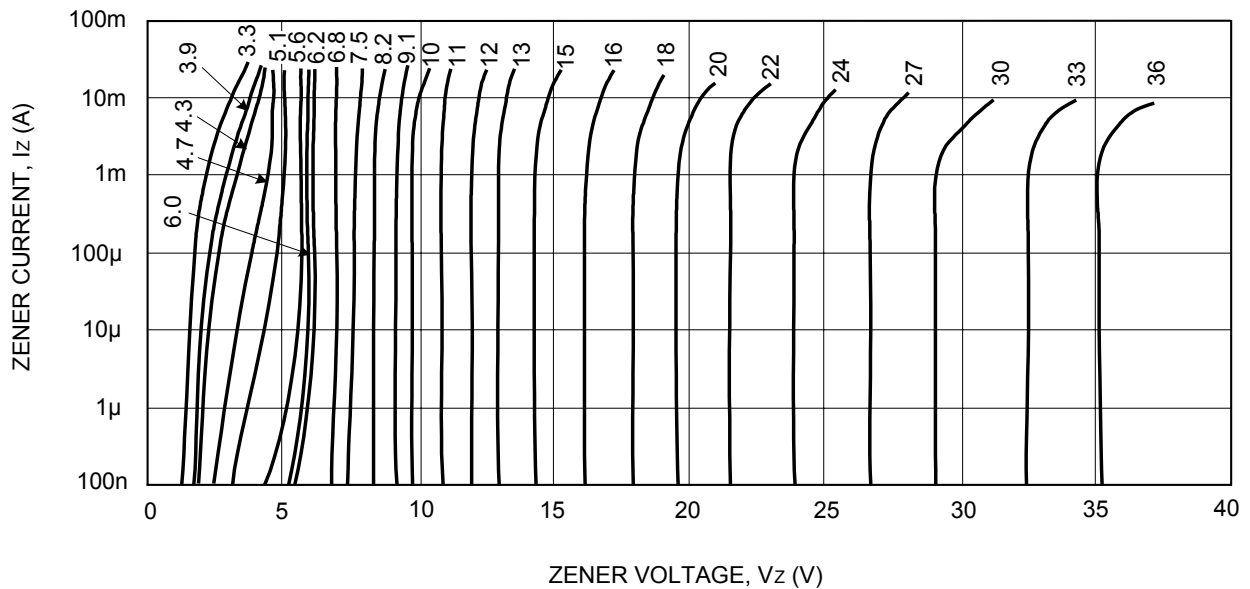
QW-R601-003.A

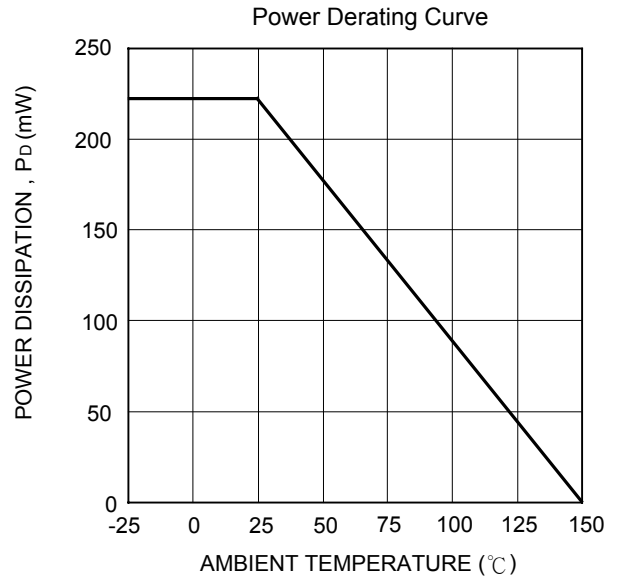
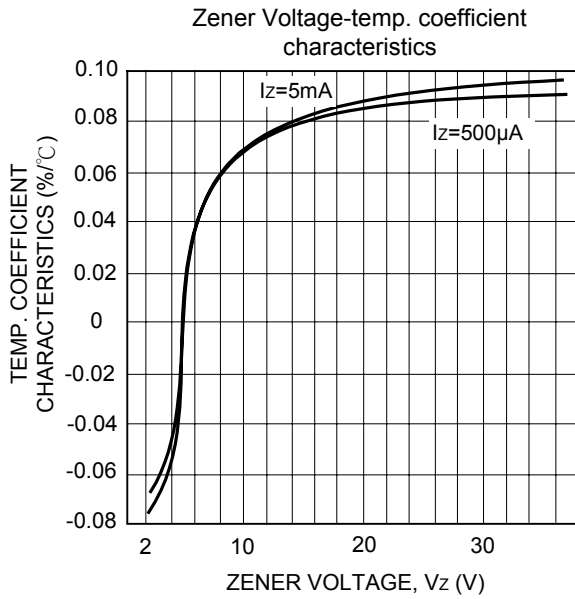
UTC ZD3.3 THRU ZD36

ZENER DIODE

Device	Marking Code	Test Current IZT (mA)	Zener Voltage VZ (V)	ZZK Ωmax		ZZT IZ=IZT ΩMax	Max. Reverse Current	
					IZ(mA)		IR (μA)	@VR (V)
ZD12	12	5	12±2.5%	80	0.5	30	0.1	9.0
ZD13	13	5	13±2.5%	80	0.5	37	0.1	10.0
ZD15	15	5	15±2.5%	80	0.5	42	0.1	11.0
ZD16	16	5	16±2.5%	80	0.5	50	0.1	12.0
ZD18	18	5	18±2.5%	80	0.5	65	0.1	13.0
ZD20	20	5	20±2.5%	100	0.5	85	0.1	15.0
ZD22	22	5	22±2.5%	100	0.5	100	0.1	17.0
ZD24	24	5	24±2.5%	120	0.5	120	0.1	19.0
ZD27	27	5	27±2.5%	150	0.5	150	0.1	21.0
ZD30	30	5	30±2.5%	200	0.5	200	0.1	23.0
ZD33	33	5	33±2.5%	250	0.5	250	0.1	25.0
ZD36	36	5	36±2.5%	300	0.5	300	0.1	27.0

ELECTRICAL CHARACTERISTICS CURVE (Ta=25°C)





UTC assumes no responsibility for equipment failures that result from using products at values that exceed, even momentarily, rated values (such as maximum ratings, operating condition ranges, or other parameters) listed in products specifications of any and all UTC products described or contained herein. UTC products are not designed for use in life support appliances, devices or systems where malfunction of these products can be reasonably expected to result in personal injury. Reproduction in whole or in part is prohibited without the prior written consent of the copyright owner. The information presented in this document does not form part of any quotation or contract, is believed to be accurate and reliable and may be changed without notice.