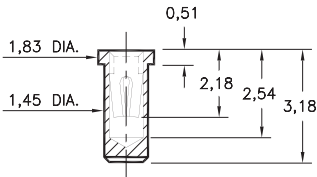
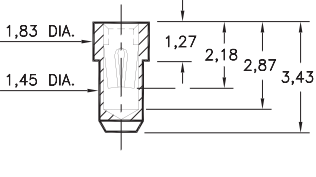
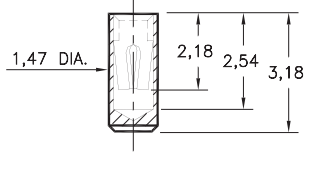
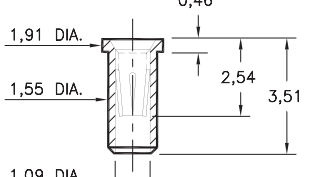
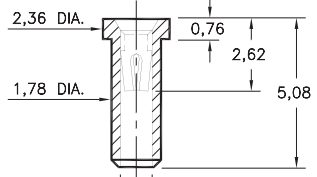
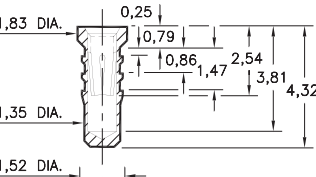
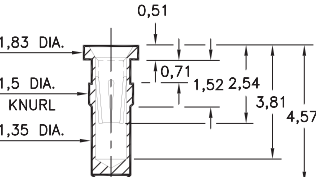
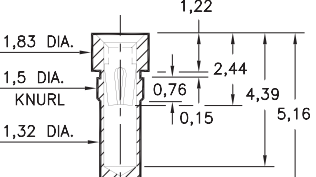
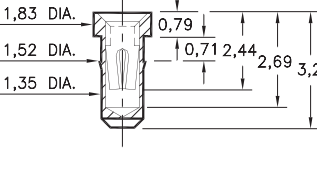
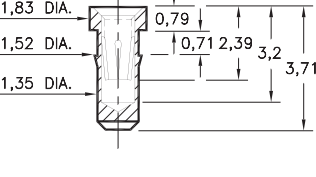
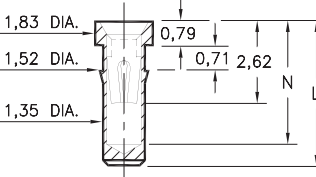


PIN RECEPTACLES

FOR 0,38 - 0,64 DIAMETER PINS

| <p>0669 0669-0-15-XX-30-XX-10-0 Solder mount in 1,52 min. mounting hole Also available on 16mm wide carrier tape: 1,700 parts per 330mm reel Order as: 0669-0-57-XX-30-XX-10-0</p>  | <p>0670 0670-0-15-XX-30-XX-10-0 Solder mount in 1,52 min. mounting hole</p>  | <p>0673 0673-0-15-XX-30-XX-10-0 Surface mount</p>  | <p>0666 0666-0-15-XX-32-XX-10-0 Solder mount in 1,63 min. mounting hole Also available on 24mm wide carrier tape: 1,500 parts per 330mm reel Order as: 0666-0-57-XX-32-XX-10-0</p>  | | | | | | | | |
|---|--|--|---|----------|---------|---------------|------|------|---------------|------|------|
| <p>0341 0341-0-15-XX-30-XX-10-0 Solder mount in 1,85 mounting hole Also available on 12mm wide carrier tape: 1,400 parts per 330mm reel Order as: 0341-0-57-XX-30-XX-10-0</p>  | <p>0252 0252-0-15-XX-32-XX-10-0 Hex press-fit in 1,45 plated through-hole</p>  | <p>0678 0678-0-15-XX-32-XX-10-0 Press-fit in 1,45 mounting hole</p>  | <p>0676 0676-0-15-XX-30-XX-10-0 Press-fit in 1,45 mounting hole</p>  | | | | | | | | |
| <p>0697 0697-0-15-XX-30-XX-10-0 Press-fit in 1,45 mounting hole</p>  | <p>0668 0668-0-15-XX-30-XX-10-0 Press-fit in 1,45 mounting hole</p>  | <p>0253/1033 XXX3-0-15-XX-30-XX-10-0 Press-fit in 1,45 mounting hole</p>  <table border="1" data-bbox="1193 1346 1513 1501"> <thead> <tr> <th>Basic Part Number</th> <th>Length L</th> <th>Depth N</th> </tr> </thead> <tbody> <tr> <td>0253-0</td> <td>4,39</td> <td>3,76</td> </tr> <tr> <td>1033-0</td> <td>5,16</td> <td>4,11</td> </tr> </tbody> </table> | Basic Part Number | Length L | Depth N | 0253-0 | 4,39 | 3,76 | 1033-0 | 5,16 | 4,11 |
| Basic Part Number | Length L | Depth N | | | | | | | | | |
| 0253-0 | 4,39 | 3,76 | | | | | | | | | |
| 1033-0 | 5,16 | 4,11 | | | | | | | | | |

SPECIFICATIONS:

Shell Material: Brass Alloy 360, 1/2 Hard

Contact Material: Beryllium Copper Alloy 172, HT

Dimensions: Millimeters

Tolerances On: Lengths: $\pm 0,13$

Diameters: $\pm 0,051$

Angles: $\pm 2^\circ$



ORDER CODE: XXXX - X - 15 - XX - XX - XX - 10 - 0

BASIC PART #

SPECIFY SHELL FINISH:

- 01 5,08µm TIN/LEAD OVER NICKEL
- ◆ 80 5,08µm TIN OVER NICKEL (RoHS)
- ◆ 15 0,25µm GOLD OVER NICKEL (RoHS)

SPECIFY CONTACT FINISH:

- 02 2,54µm TIN/LEAD OVER NICKEL
- ◆ 84 2,54µm TIN OVER NICKEL (RoHS)
- ◆ 27 0,76µm GOLD OVER NICKEL (RoHS)

SELECT CONTACT:

#30 or #32 CONTACT (DATA ON PAGE 253)

(For alternate contact choices, see groups B and C on page 248)

