



DZD27 to 47

Silicon Planar Type

0.2W Zener Diodes

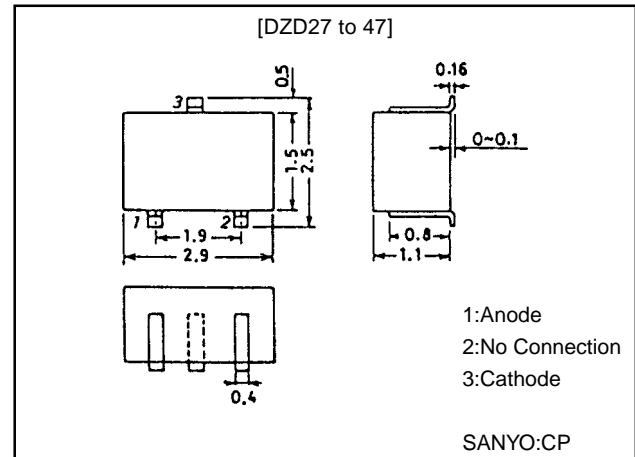
Features

- Reference voltage use.
- Voltage regulator use.
- Power dissipation : P=200mW.
- High reliability due to planar type.
- Ideally suited for use in hybrid ICs because of ultrasmall-sized package.

Package Dimensions

unit:mm

1148A



Specifications

Absolute Maximum Ratings at Ta = 25°C

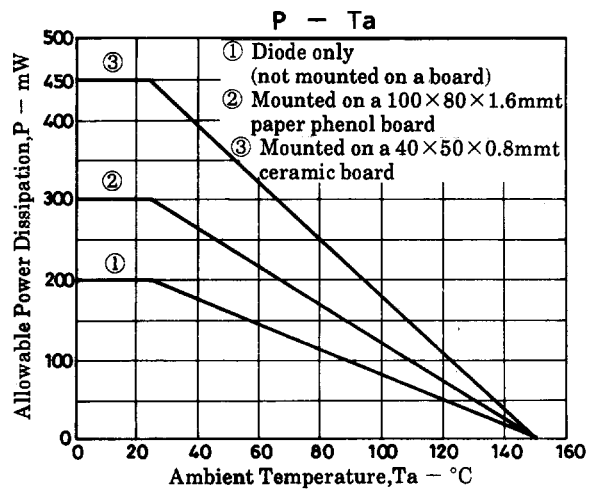
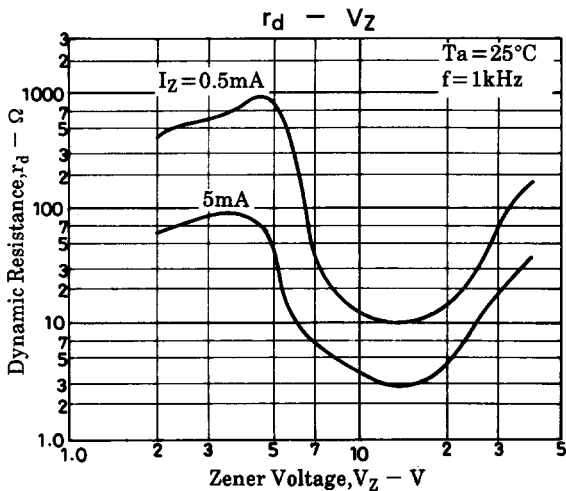
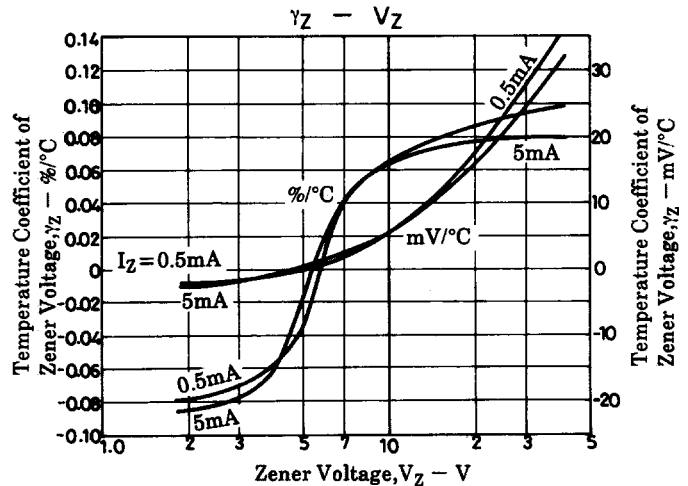
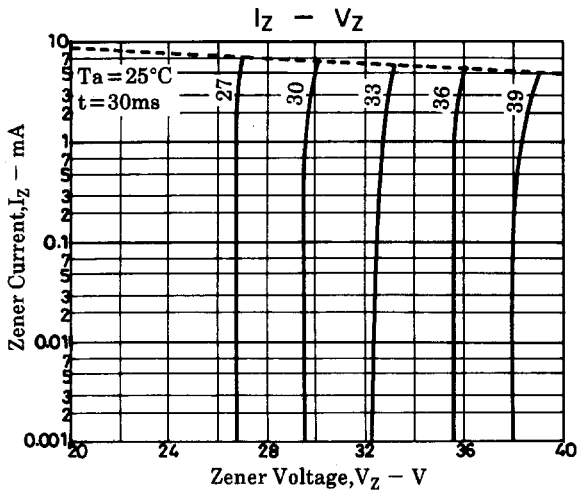
Parameter	Symbol	Conditions	Ratings	Unit
Power Dissipation	P		200	mW
Junction Temperature	Tj		150	°C
Storage Temperature	Tstg		-55 to +150	°C

Electrical Characteristics at Ta = 25°C

Type No.	Zener Characteristics				Reverse Current	
	Zener Voltage V _Z [V]*		Dynamic Resistance r _d [Ω] f=1kHz	Current at which V _Z , r _d are measured [mA]	I _R [μA]	Voltage at which I _R is measured V _R [V]
	min	max				
DZD27	25.10	28.90	70	2	0.5	21
DZD30	28.00	32.00	80	2	0.5	23
DZD33	31.00	35.00	80	2	0.5	25
DZD36	34.00	38.00	90	2	0.5	27
DZD39	37.00	41.00	100	2	0.5	30
DZD43	40.00	45.00	130	2	0.5	33
DZD47	44.00	49.00	150	2	0.5	36

* : t=30ms

DZD27 to 47



■ No products described or contained herein are intended for use in surgical implants, life-support systems, aerospace equipment, nuclear power control systems, vehicles, disaster/crime-prevention equipment and the like, the failure of which may directly or indirectly cause injury, death or property loss.

■ Anyone purchasing any products described or contained herein for an above-mentioned use shall:

- ① Accept full responsibility and indemnify and defend SANYO ELECTRIC CO., LTD., its affiliates, subsidiaries and distributors and all their officers and employees, jointly and severally, against any and all claims and litigation and all damages, cost and expenses associated with such use;
- ② Not impose any responsibility for any fault or negligence which may be cited in any such claim or litigation on SANYO ELECTRIC CO., LTD., its affiliates, subsidiaries and distributors or any of their officers and employees jointly or severally.

■ Information (including circuit diagrams and circuit parameters) herein is for example only; it is not guaranteed for volume production. SANYO believes information herein is accurate and reliable, but no guarantees are made or implied regarding its use or any infringements of intellectual property rights or other rights of third parties.

This catalog provides information as of July, 1998. Specifications and information herein are subject to change without notice.