

ZXTP2008G

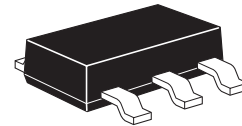
30V PNP LOW SATURATION TRANSISTOR IN SOT223

SUMMARY

$BV_{CEO} = -30V$; $R_{SAT} = 31m\Omega$; $I_C = -5.5A$

DESCRIPTION

Packaged in the SOT223 outline this new low saturation 30V PNP transistor offers extremely low on state losses making it ideal for use in DC-DC circuits and various driving and power management functions.



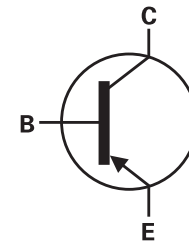
SOT223

FEATURES

- 5.5 Amps continuous current
- Up to 20 amps peak current
- Very low saturation voltages
- Exceptional gain linearity down to 10mA

APPLICATIONS

- DC - DC converters
- MOSFET gate drivers
- Charging circuits
- Power switches
- Motor control



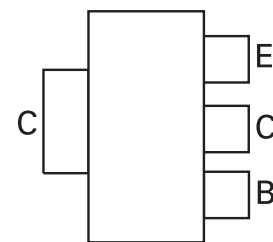
ORDERING INFORMATION

| DEVICE | REEL SIZE | TAPE WIDTH | QUANTITY PER REEL |
|-------------|-----------|---------------|-------------------|
| ZXTP2008GTA | 7" | 12mm embossed | 1,000 units |
| ZXTP2008GTC | 13" | | 4,000 units |

DEVICE MARKING

ZXTP
2008

PINOUT



TOP VIEW

ZXTP2008G

ABSOLUTE MAXIMUM RATINGS

| PARAMETER | SYMBOL | LIMIT | UNIT |
|--|----------------|------------|-------|
| Collector-base voltage | BV_{CBO} | -50 | V |
| Collector-emitter voltage | BV_{CEO} | -30 | V |
| Emitter-base voltage | BV_{EBO} | -7 | V |
| Continuous collector current ^(a) | I_C | -5.5 | A |
| Peak pulse current | I_{CM} | -20 | A |
| Power dissipation at $T_A = 25^\circ\text{C}$ ^(a) | P_D | 3.0 | W |
| Linear derating factor | | 24 | mW/°C |
| Power dissipation at $T_A = 25^\circ\text{C}$ ^(b) | P_D | 1.6 | W |
| Linear derating factor | | 12.8 | mW/°C |
| Operating and storage temperature range | T_J, T_{stg} | -55 to 150 | °C |

THERMAL RESISTANCE

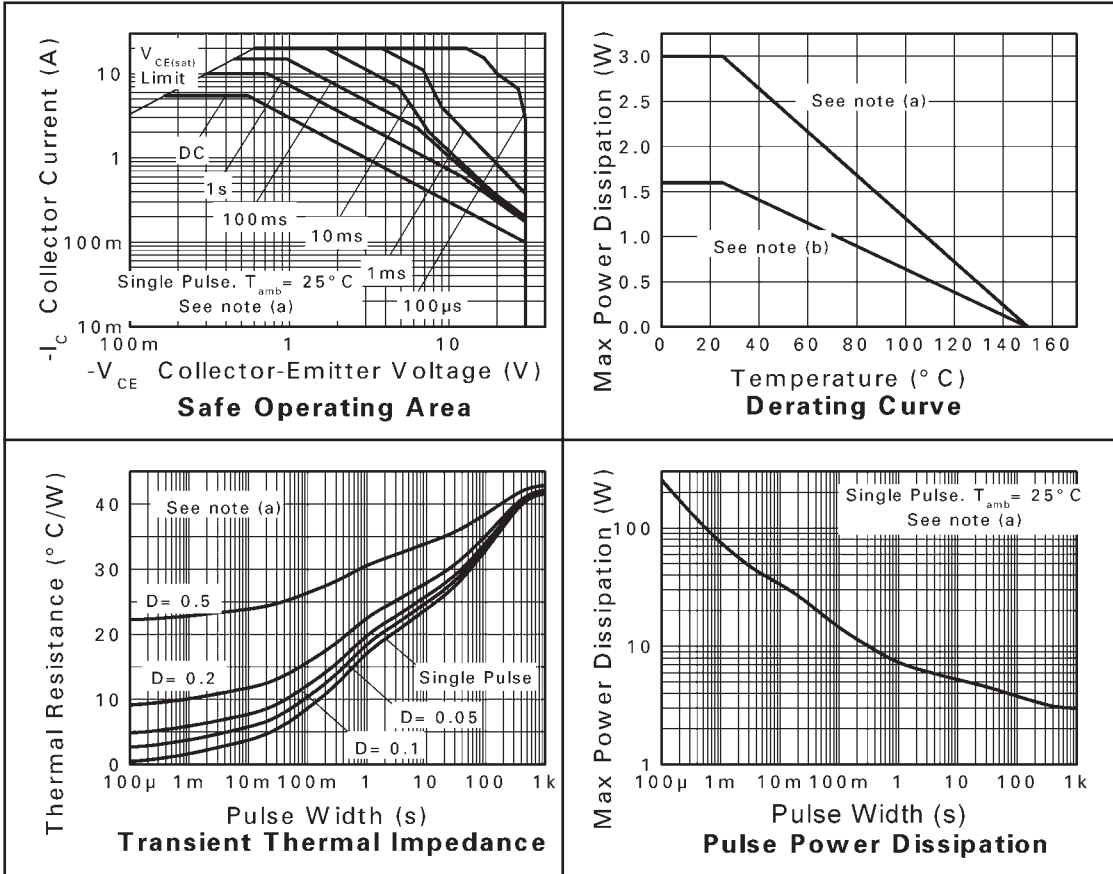
| PARAMETER | SYMBOL | VALUE | UNIT |
|------------------------------------|-----------------|-------|------|
| Junction to ambient ^(a) | $R_{\theta JA}$ | 42 | °C/W |
| Junction to ambient ^(b) | $R_{\theta JA}$ | 78 | °C/W |

NOTES

- (a) For a device surface mounted on 52mm x 52mm x 1.6mm FR4 PCB with high coverage of single sided 2oz copper, in still air conditions.
(b) For a device surface mounted on 25mm x 25mm x 1.6mm FR4 PCB with high coverage of single sided 1oz copper, in still air conditions.

ZXTP2008G

CHARACTERISTICS



ZXTP2008G

ELECTRICAL CHARACTERISTICS (at $T_{amb} = 25^{\circ}\text{C}$ unless otherwise stated)

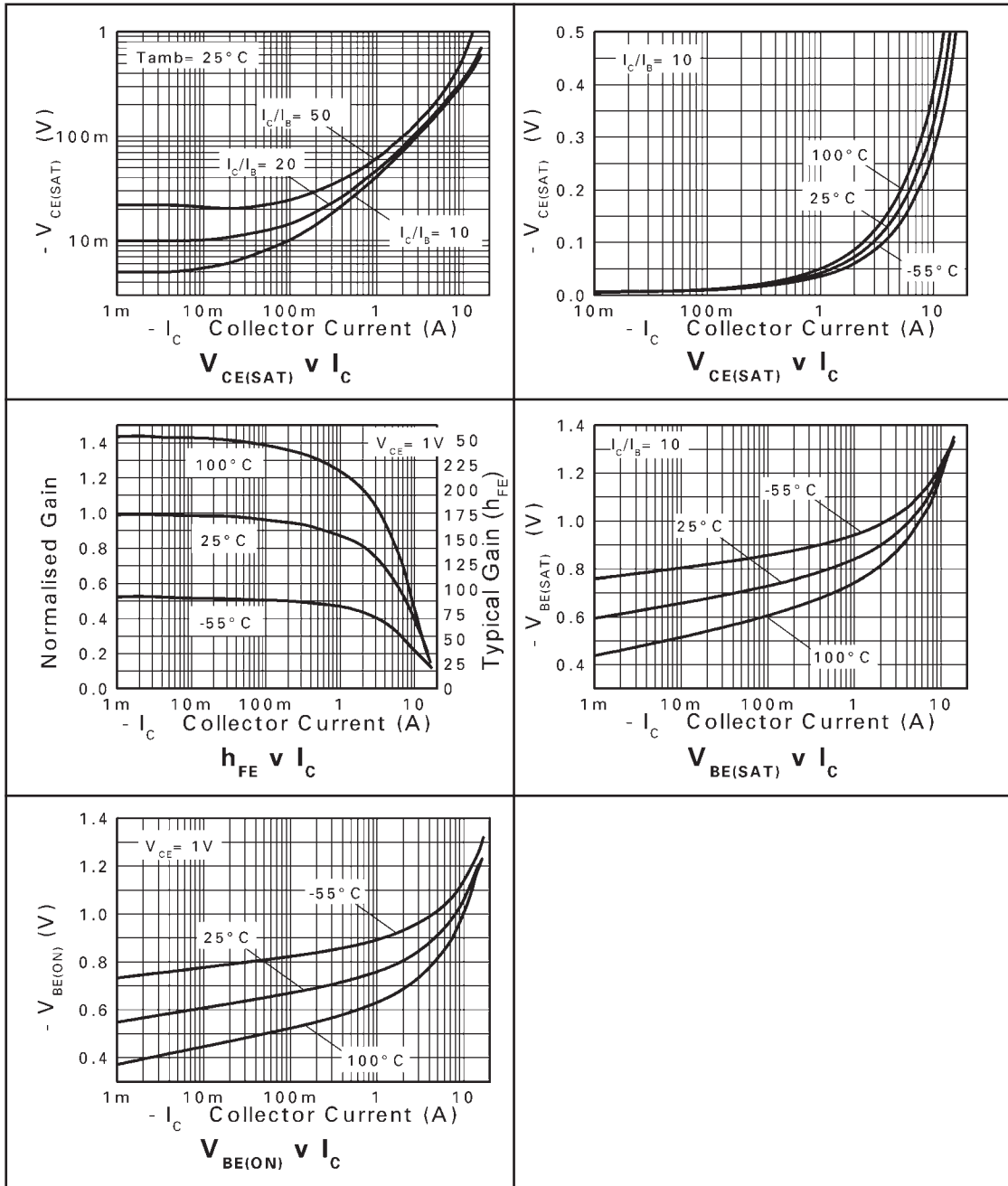
| PARAMETER | SYMBOL | MIN. | TYP. | MAX. | UNIT | CONDITIONS |
|---------------------------------------|------------------------------------|------------------------|----------------------------------|----------------------------------|----------------------------|--|
| Collector-base breakdown voltage | BV_{CBO} | -50 | -70 | | V | $I_C = -100\mu\text{A}$ |
| Collector-emitter breakdown voltage | BV_{CER} | -50 | -70 | | V | $I_C = -1\mu\text{A}$, $R_B < 1\text{k}\Omega$ |
| Collector-emitter breakdown voltage | BV_{CEO} | -30 | -40 | | V | $I_C = -10\text{mA}$ * |
| Emitter-base breakdown voltage | BV_{EBO} | -7.0 | -8.0 | | V | $I_E = -100\mu\text{A}$ |
| Collector cut-off current | I_{CBO} | | <1 | -20 -0.5 | nA μA | $V_{CB} = -40\text{V}$ $V_{CB} = -40\text{V}$, $T_{amb} = 100^{\circ}\text{C}$ |
| Collector cut-off current | I_{CER} $R < 1\text{k}\Omega$ | | <1 | -20 -0.5 | nA μA | $V_{CB} = -40\text{V}$ $V_{CB} = -40\text{V}$, $T_{amb} = 100^{\circ}\text{C}$ |
| Emitter cut-off current | I_{EBO} | | <1 | -10 | nA | $V_{EB} = -6\text{V}$ |
| Collector-emitter saturation voltage | $V_{CE(SAT)}$ | | -30 -40 -60 -70 -170 | -45 -60 -85 -90 -210 | mV mV mV mV mV | $I_C = -0.5\text{A}$, $I_B = -20\text{mA}$ * $I_C = -1\text{A}$, $I_B = -100\text{mA}$ * $I_C = -1\text{A}$, $I_B = -20\text{mA}$ * $I_C = -2\text{A}$, $I_B = -200\text{mA}$ * $I_C = -5.5\text{A}$, $I_B = -500\text{mA}$ * |
| Base-emitter saturation voltage | $V_{BE(SAT)}$ | | -1030 | -1130 | mV | $I_C = -5.5\text{A}$, $I_B = -500\text{mA}$ * |
| Base-emitter turn-on voltage | $V_{BE(ON)}$ | | -900 | -1000 | mV | $I_C = -5.5\text{A}$, $V_{CE} = -1\text{V}$ * |
| Static forward current transfer ratio | h_{FE} | 100 100 70 10 | 225 200 145 20 | 300 | | $I_C = -10\text{mA}$, $V_{CE} = -1\text{V}$ * $I_C = -1\text{A}$, $V_{CE} = -1\text{V}$ * $I_C = -5\text{A}$, $V_{CE} = -1\text{V}$ * $I_C = -20\text{A}$, $V_{CE} = -1\text{V}$ * |
| Transition frequency | f_T | | 110 | | | $I_C = -100\text{mA}$, $V_{CE} = -10\text{V}$ $f = 50\text{MHz}$ |
| Output capacitance | C_{OBO} | | 83 | | pF | $V_{CB} = -10\text{V}$, $f = 1\text{MHz}$ * |
| Switching times | t_{ON} t_{OFF} | | 43 230 | | ns | $I_C = -1\text{A}$, $V_{CC} = -10\text{V}$, $I_{B1} = I_{B2} = -100\text{mA}$ |

NOTES

* Measured under pulsed conditions. Pulse width $\leq 300\mu\text{s}$; duty cycle $\leq 2\%$.

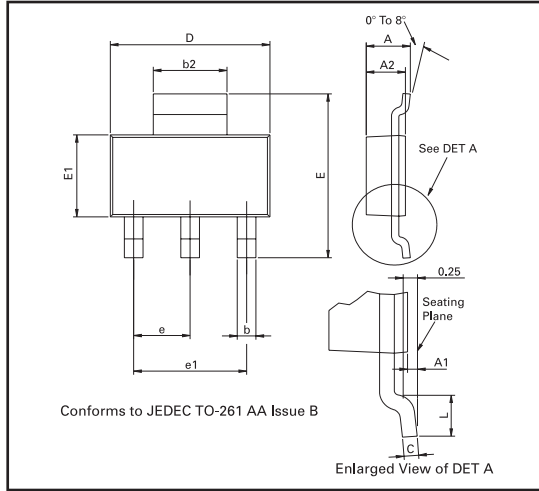
ZXTP2008G

TYPICAL CHARACTERISTICS

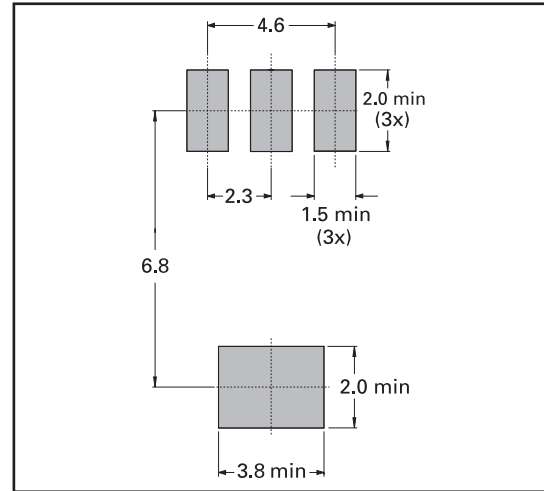


ZXTP2008G

PACKAGE OUTLINE



PAD LAYOUT DETAILS



Controlling dimensions are in millimeters. Approximate conversions are given in inches

PACKAGE DIMENSIONS

| DIM | Millimeters | | Inches | | DIM | Millimeters | | Inches | |
|-----|-------------|------|--------|-------|-----|-------------|------|------------|-------|
| | Min | Max | Min | Max | | Min | Max | Min | Max |
| A | - | 1.80 | - | 0.071 | e | 2.30 BSC | | 0.0905 BSC | |
| A1 | 0.02 | 0.10 | 0.0008 | 0.004 | e1 | 4.60 BSC | | 0.181 BSC | |
| b | 0.66 | 0.84 | 0.026 | 0.033 | E | 6.70 | 7.30 | 0.264 | 0.287 |
| b2 | 2.90 | 3.10 | 0.114 | 0.122 | E1 | 3.30 | 3.70 | 0.130 | 0.146 |
| C | 0.23 | 0.33 | 0.009 | 0.013 | L | 0.90 | - | 0.355 | - |
| D | 6.30 | 6.70 | 0.248 | 0.264 | - | - | - | - | - |

© Zetex Semiconductors plc 2005

| Europe | Americas | Asia Pacific | Corporate Headquarters |
|---|--|--|---|
| Zetex GmbH Streitfeldstraße 19 D-81673 München Germany | Zetex Inc 700 Veterans Memorial Hwy Hauppauge, NY 11788 USA | Zetex (Asia) Ltd 3701-04 Metroplaza Tower 1 Hing Fong Road, Kwai Fong Hong Kong | Zetex Semiconductors plc Zetex Technology Park Chadderton, Oldham, OL9 9LL United Kingdom |
| Telefon: (49) 89 45 49 49 0 Fax: (49) 89 45 49 49 49 europa.sales@zetex.com | Telephone: (1) 631 360 2222 Fax: (1) 631 360 8222 usa.sales@zetex.com | Telephone: (852) 26100 611 Fax: (852) 24250 494 asia.sales@zetex.com | Telephone (44) 161 622 4444 Fax: (44) 161 622 4446 hq@zetex.com |

These offices are supported by agents and distributors in major countries world-wide.

This publication is issued to provide outline information only which (unless agreed by the Company in writing) may not be used, applied or reproduced for any purpose or form part of any order or contract or be regarded as a representation relating to the products or services concerned. The Company reserves the right to alter without notice the specification, design, price or conditions of supply of any product or service.

For the latest product information, log on to www.zetex.com

ISSUE 1 - JUNE 2005