

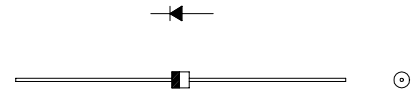
1A 400V 120ns

OUTLINE DRAWING

FRD Type :10ERB40

FEATURES

- * Miniature Size
- * Fast Recovery and Low Price
- * High Surge Capability
- * 100volts trough 600volts Types Available
- * 26mm and 52mm Inside Tape Spacing



Maximum Ratings

Approx Net Weight:0.17g

Rating	Symbol	10ERB40			Unit
Repetitive Peak Reverse Voltage	V_{RRM}	400			V
Average Rectified Output Current	I_O	1.0	$T_a=37^{\circ}C$ *1	Half Sine Wave Resistive Load	A
		0.8	$T_a=29^{\circ}C$ *2		
RMS Forward Current	$I_{F(RMS)}$	1.57			A
Surge Forward Current	I_{FSM}	35	Half Sine Wave,1cycle,Non-repetitive		A
Operating JunctionTemperature Range	T_{jw}	- 40 to + 150			$^{\circ}C$
Storage Temperature Range	T_{stg}	- 40 to + 150			$^{\circ}C$

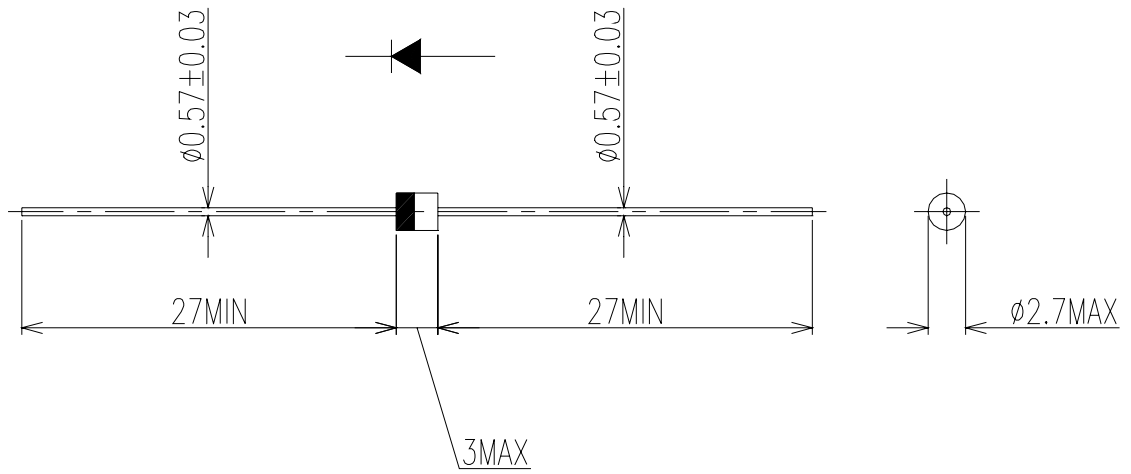
Electrical • Thermal Characteristics

Characteristics	Symbol	Conditions	Min	Typ	Max	Unit
Peak Reverse Current	I_{RM}	$T_j= 25^{\circ}C, V_{RM}= V_{RRM}$	-	-	10	μA
Peak Forward Voltage	V_{FM}	$T_j= 25^{\circ}C, I_{FM}= 1 A$	-	-	1.13	V
Reverse Recovery Time	t_{rr}	$I_{FM}= 1 A, -di/dt= 50 A/\mu s, T_a= 25^{\circ}C$	-	-	120	ns
Thermal Resistance	$R_{th(j-a)}$	Junction to Ambient	-	-	100	$^{\circ}C/W$
		*1 P.C. Board mounted			140	
		*2 Without Fin or P.C. Board mounted				

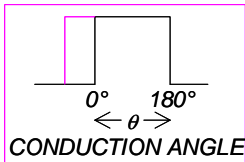
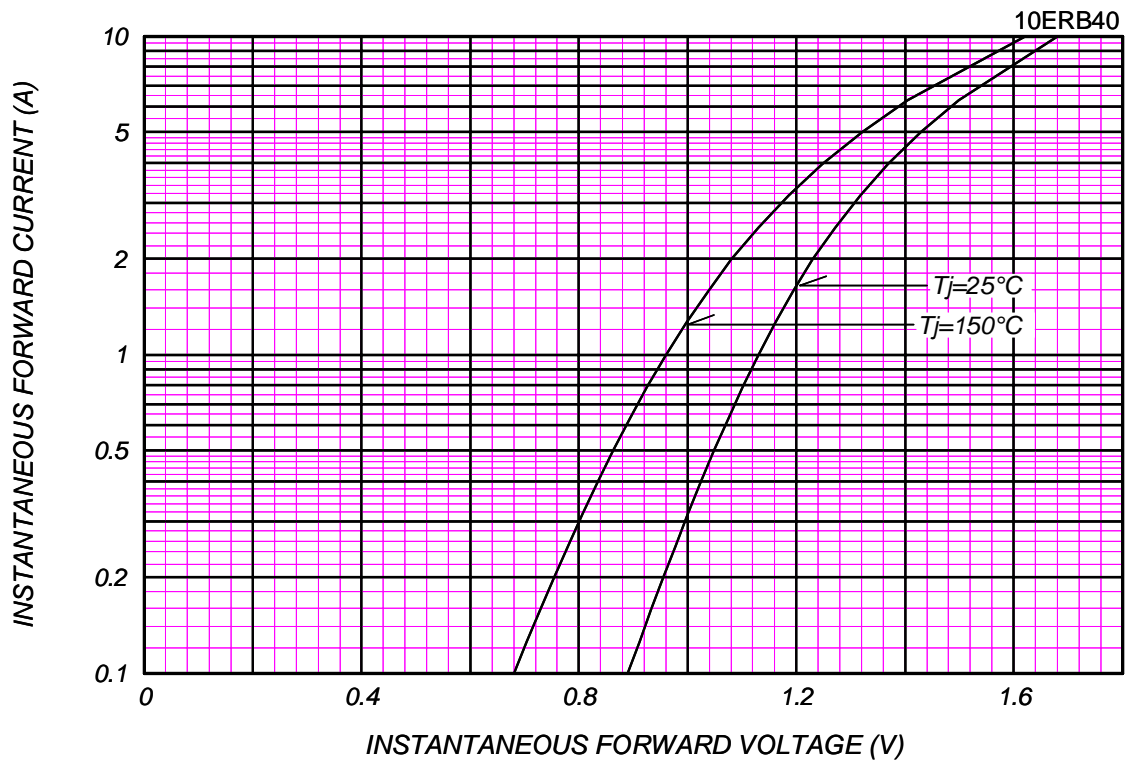
*1: P.C. Board mounted (L=3mm, Print Lands = 7x7 mm,Both Sides)

*2: Without Fin or P.C.Board mounted

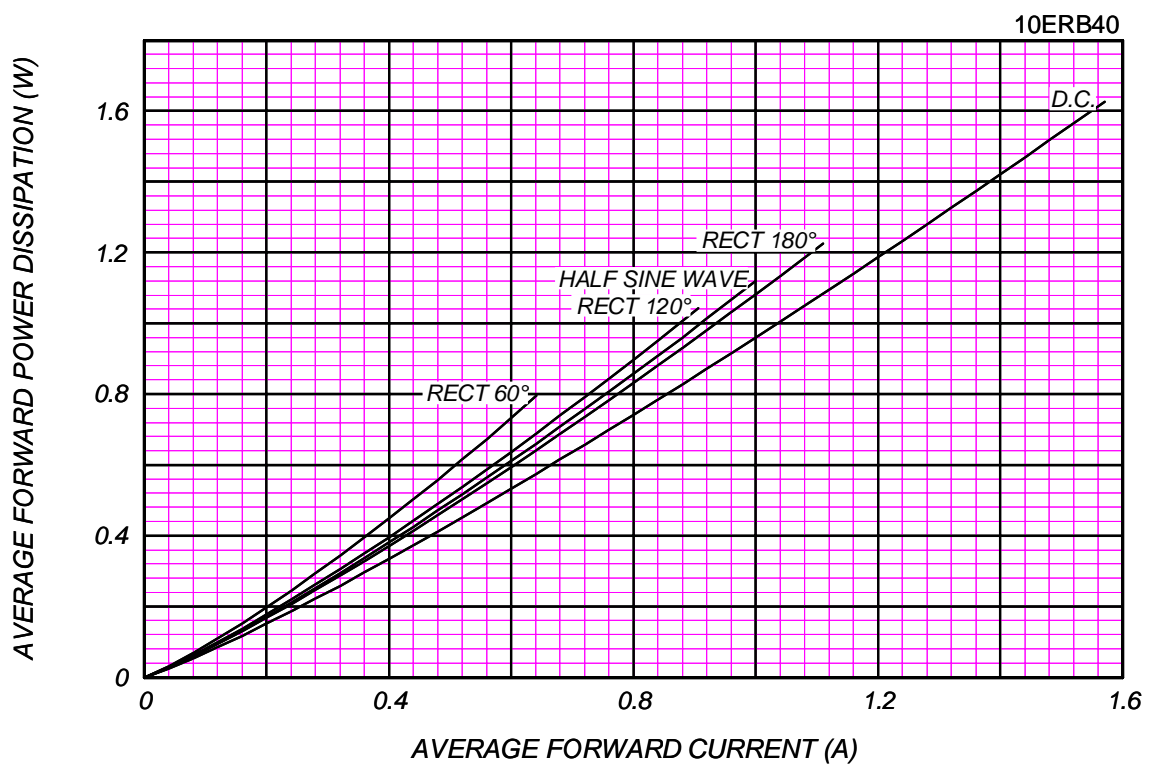
10ERB_ OUTLINE DRAWING (Dimensions in mm)

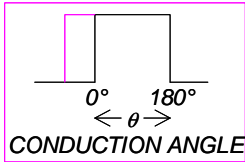


FORWARD CURRENT VS. VOLTAGE



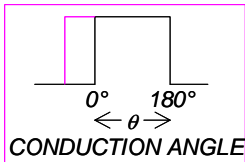
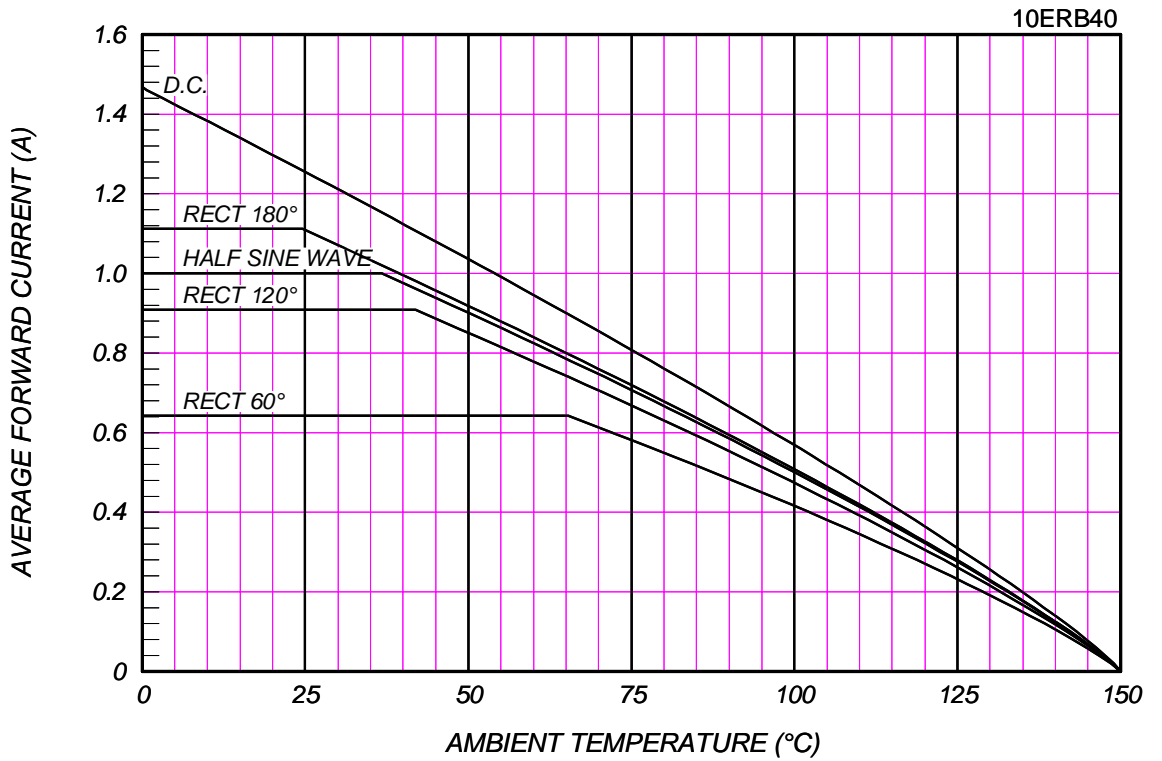
AVERAGE FORWARD POWER DISSIPATION





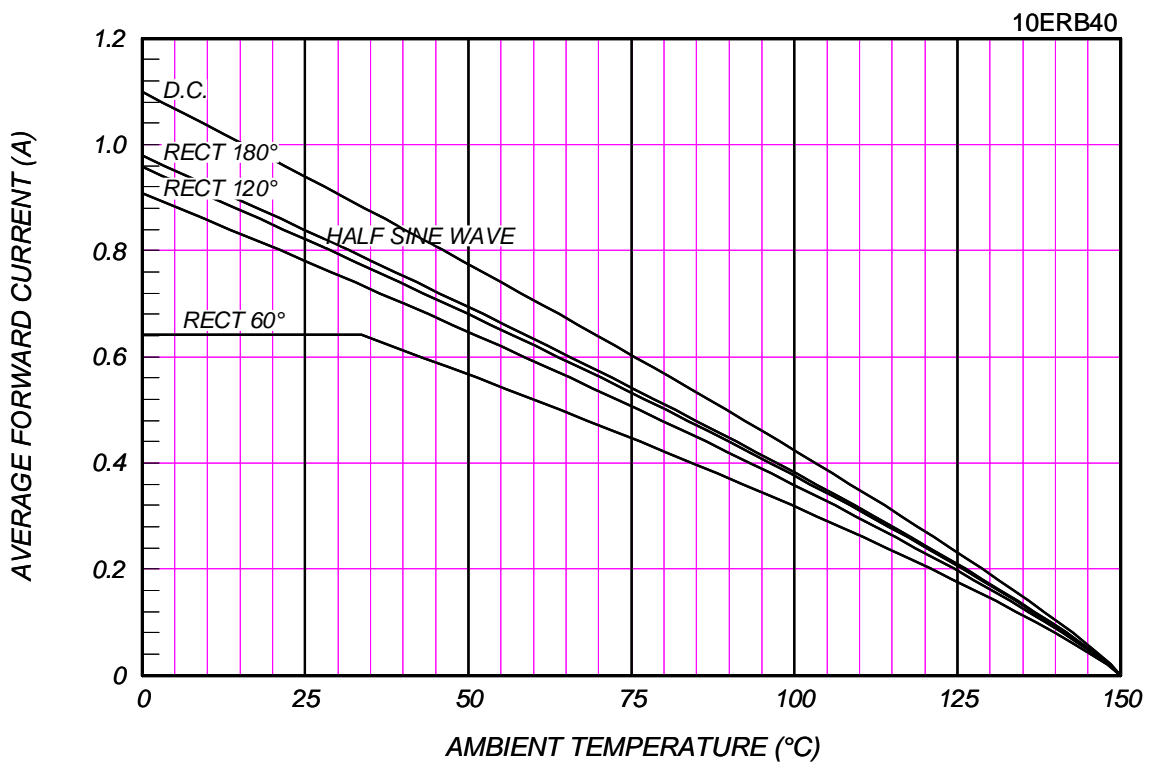
AVERAGE FORWARD CURRENT VS. AMBIENT TEMPERATURE

P.C. Board mounted (L=3mm,Print Land=7x7mm,Both Sides)



AVERAGE FORWARD CURRENT VS. AMBIENT TEMPERATURE

Without Fin or P.C. Board



SURGE CURRENT RATINGS

f=50Hz, Half Sine Wave, Non-Repetitive, No Load

10ERB40

