



AC-Capacitors, Suppression Capacitors Class X1 AC 440V (MKT)

LEAD LENGTH X (mm)	ORDERING CODE**
4 ⁻¹	F1722 - . . . - 4004
6 ⁻¹	F1722 - . . . - 4000
15 ⁻¹	F1722 - . . . - 4015
30 ⁺⁵	F1722 - . . . - 4030

REFERENCE STANDARDS:

- EN 132 400, 1994
- EN 60068-1
- IEC 60384-14/2, 1993
- UL 1283, UL 1414
- CSA 22.2 No. 8-M 86, CSA 22.2 No. 1-M 90

DIELECTRIC:

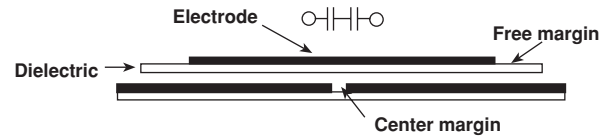
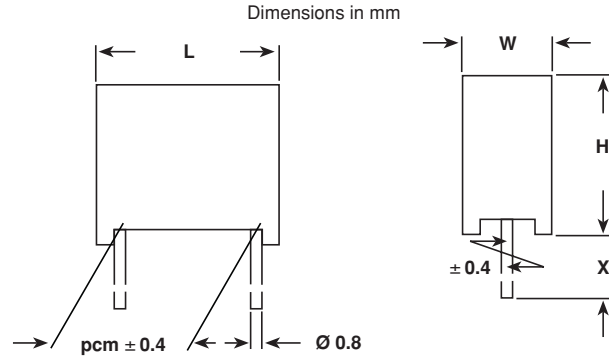
Polyester film

ELECTRODES:

Metal evaporated

CONSTRUCTION:

Metallized film capacitor
Internal series connection



MAXIMUM PULSE RISE TIME: (d_u/d_t) in V/μs

RATED VOLTAGE	PITCH (mm)			
	15.0	22.5	27.5	37.5
AC 440V	200	150	100	100

RATED VOLTAGE:

AC 440V, 50/60Hz

PERMISSIBLE DC VOLTAGE:

DC 1000V

TERMINALS:

Radial tinned copper wire



COATING:

Plastic case, epoxy resin sealed, flame retardant
UL 94V-0

**CLIMATIC TESTING CLASS ACC. TO
EN 60068-1:**

40/100/56

CAPACITANCE RANGE:

E12 series 0.01μFX1 - 0.47μFX1
preferred values acc. to E6

CAPACITANCE TOLERANCE:

Standard: ± 10%

DISSIPATION FACTOR TANδ:

< 1% measured at 1kHz

INSULATION RESISTANCE: FOR C ≤ 0.33μF:

30 GΩ average value
15 GΩ minimum value

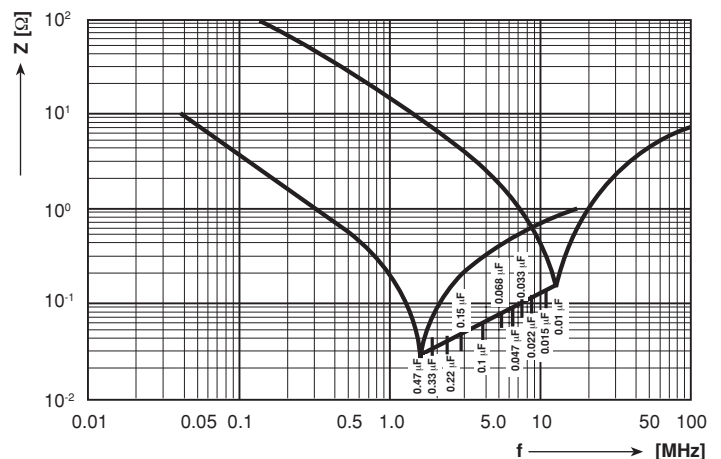
TIME CONSTANT FOR C > 0.33μF:

10 000 sec. average value
5 000 sec. minimum value

TEST VOLTAGE:

(Electrode/electrode): DC 2150V/2 sec.

Between interconnected terminations and case (foil method):
AC 2500V for 2 sec. at 25°C.



Impedance (Z) as a function of frequency (f)
at T_a = 20°C (average).
Measurement with lead length 6mm.

FURTHER TECHNICAL DATA:

See page 59 (Document No 26516)



APPROVALS

COUNTRY	SPECIFICATION	ELECTRICAL VALUES	APPROVAL REFERENCE	APPROVAL MARK
U.S.A. (for AC 250V)	UL 1283 UL 1414	0.01 - 0.47 μ FX 0.01 - 0.47 μ FX	Pending E100682	
Canada (for AC 250V)	C 22.2 No. 8-M 1986 C 22.2 No. 1-M 1994	0.01 - 0.47 μ FX 0.01 - 0.47 μ FX	Pending Pending	
CB TEST-CERTIFICATE (for AC 440V)		0.01 - 0.47 μ FX1	DE 1-8221	
Germany	EN 132 400, 1999 IEC 60384-14, 2nd edition; 1995	0.01 - 0.47 μ FX1	40005095	
This approval mark together with the CB-Certificate replace all national approval marks of the following countries (they have already signed the CB-Agreement):				
Austria	Belgium	Denmark	Finland	Sweden
France	Germany	Ireland	Italy	Switzerland
Netherlands	Israel	Portugal	Spain	Great Britain
Japan	Norway	China	Poland	Czech. Republic
Singapore	Rep. of Korea	Hungary	Iceland	Slovenia

CAPACITANCE	TOL.	PITCH	BOX NO	DIMENSIONS W x H x L (mm) (+ 0.2/- 0.4mm)	WEIGHT (g)	QUANTITY PACKAGE (pcs)**	ORDERING CODE***
0.01 μ FX1	± 10	15.0	06	6.3 x 12.3 x 17.8	2.0	500	F1722-310-4 . . .
0.012 μ FX1	± 10	15.0	06	6.3 x 12.3 x 17.8	2.0	500	F1722-312-4 . . .
0.015 μ FX1	± 10	15.0	07	7.3 x 13.3 x 17.8	2.4	450	F1722-315-4 . . .
0.018 μ FX1	± 10	15.0	07	7.3 x 13.3 x 17.8	2.4	450	F1722-318-4 . . .
0.022 μ FX1	± 10	15.0	08	8.3 x 14.3 x 17.8	2.7	325	F1722-322-4 . . .
0.027 μ FX1	± 10	15.0	08	8.3 x 14.3 x 17.8	2.7	325	F1722-327-4 . . .
0.033 μ FX1	± 10	15.0	28	8.3 x 17.3 x 17.8	2.7	325	F1722-333-4 . . .
0.039 μ FX1	± 10	22.5*	09	6.3 x 14.3 x 26.3	3.3	260	F1722-339-4 . . .
0.047 μ FX1	± 10	22.5*	11	7.3 x 15.3 x 26.3	4.1	235	F1722-347-4 . . .
0.056 μ FX1	± 10	22.5*	12	8.3 x 16.3 x 26.3	4.6	200	F1722-356-4 . . .
0.068 μ FX1	± 10	22.5*	12	8.3 x 16.3 x 26.3	4.6	200	F1722-368-4 . . .
0.082 μ FX1	± 10	22.5*	12	8.3 x 16.3 x 26.3	4.6	200	F1722-382-4 . . .
0.1 μ FX1	± 10	22.5*	13	10.3 x 18.3 x 26.3	6.7	170	F1722-410-4 . . .
0.12 μ FX1	± 10	22.5*	13	10.3 x 18.3 x 26.3	6.7	170	F1722-412-4 . . .
0.15 μ FX1	± 10	27.5*	14	11.0 x 20.3 x 31.3	9.1	125	F1722-415-4 . . .
0.18 μ FX1	± 10	27.5*	14	11.0 x 20.3 x 31.3	9.1	125	F1722-418-4 . . .
0.22 μ FX1	± 10	27.5*	15	13.0 x 23.3 x 31.3	12.9	110	F1722-422-4 . . .
0.27 μ FX1	± 10	27.5*	15	13.0 x 23.3 x 31.3	12.9	110	F1722-427-4 . . .
0.33 μ FX1	± 10	27.5*	18	14.5 x 24.3 x 31.3	15.0	100	F1722-433-4 . . .
0.39 μ FX1	± 10	37.5*	14	12.0 x 22.3 x 41.3	15.2	90	F1722-439-4 . . .
0.47 μ FX1	± 10	37.5*	16	14.0 x 24.3 x 41.3	18.9	80	F1722-447-4 . . .

Preferred values in bold print.

Inbuilt discharging resistor on request (with larger case dimensions).

* Different pitch on request.

** Further information about packaging quantities with different lead length and/or taped versions.

See page 16 (Document No 27608 Packing Quantities). Use Box No. as reference

*** These capacitors can be delivered on continuous tape and reel - see page 14/15 (Document No. 27622).

The ordering code is F1722 - . . . - 4900 at H = 16.5mm, F1722 - . . . - 4901 at H = 18.5mm.