

# Leadless Power Inductors H·DI-0740 Series

[RoHS Compliant]

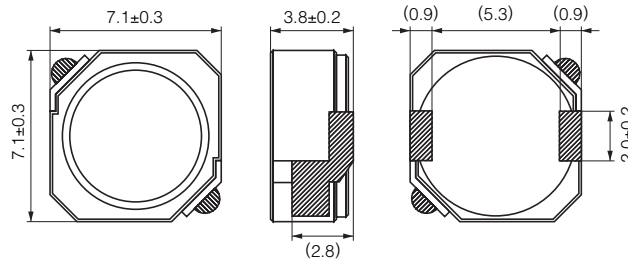


● H·DI-0740 Series

Model	Inductance at 100kHz, 1mA (μH)	DC resistance (mΩ) max.	Rated current (A)
H·DI-0740-1R2	1.2±30%	14	4.50
H·DI-0740-2R2	2.2±30%	20	4.00
H·DI-0740-3R0	3.0±30%	22	3.00
H·DI-0740-4R7	4.7±30%	29	2.50
H·DI-0740-6R8	6.8±30%	37	1.70
H·DI-0740-100	10±25%	47	1.40
H·DI-0740-150	15±25%	60	1.20
H·DI-0740-220	22±25%	83	0.90
H·DI-0740-330	33±25%	140	0.80
H·DI-0740-470	47±25%	160	0.70
H·DI-0740-680	68±25%	230	0.65
H·DI-0740-101	100±25%	350	0.50

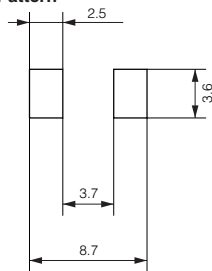
● Operating temperature range: -20 to +105°C (Including self-temperature rise)

Shape and Dimensions



[mm]

Recommended Land Pattern

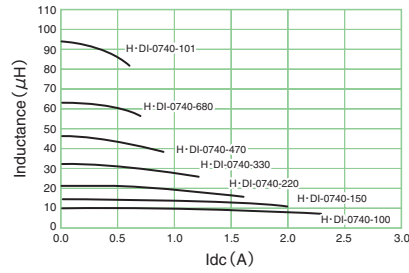
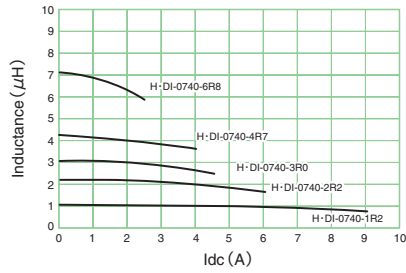


[mm]



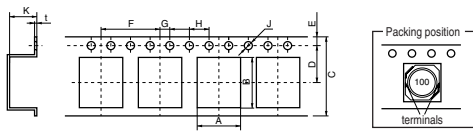
- All specifications in this catalog and production status of products are subject to change without notice. Prior to the purchase, please contact NEC TOKIN for updated product data.
- Please request for a specification sheet for detailed product data prior to the purchase.
- Before using the product in this catalog, please read "Precautions" and other safety precautions listed in the printed version catalog.

DC-Superposed Characteristics



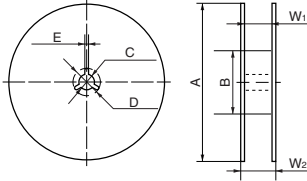
H • DI-0740 Series (1000pcs./reel)

Dimensions of indented square hole plastic tape



[mm]										
A	B	C	D	E	F	G	H	J	K	t
± 0.1	± 0.1	± 0.3	± 0.1	± 0.1	± 0.1	± 0.1	± 0.1	+0.1, -0	± 0.1	± 0.05
7.4	7.4	16.0	7.5	1.75	12.0	2.0	4.0	ø1.5	4.2	0.4

Reel dimensions



[mm]						
A	B	C	D	E	W <sub>1</sub>	W <sub>2</sub>
ø330	ø80	±0.5	±1.0	±0.5	+2.0, -0	±2.0
					16.5	20.5



- All specifications in this catalog and production status of products are subject to change without notice. Prior to the purchase, please contact NEC TOKIN for updated product data.
- Please request for a specification sheet for detailed product data prior to the purchase.
- Before using the product in this catalog, please read "Precautions" and other safety precautions listed in the printed version catalog.