

## DC Current transducer DK-B5/10

A split core transducer for the electronic measurement DC current, with galvanic isolation between the primary (High power) and the secondary circuits (Electronic circuit) with voltage output.



$I_{PN} = 50..400A$



### Electrical data

Primary Nominal Current $I_{PN}$ (A.t)	Analogue Output Signal <sup>1)</sup> $V_{OUT}$ (V)	Type
50,75,100	0-5	<b>DK 100 B5</b>
100,150,200	0-5	<b>DK 200 B5</b>
150,225,300	0-5	<b>DK 300 B5</b>
200,300,400	0-5	<b>DK 400 B5</b>
50,75,100	0-10	<b>DK 100 B10</b>
100,150,200	0-10	<b>DK 200 B10</b>
150,225,300	0-10	<b>DK 300 B10</b>
200,300,400	0-10	<b>DK 400 B10</b>

$V_c$	Supply voltage	22-26	V AC/ DC
$R_L$	Load resistance (max)	250	k $\Omega$
$V_d$	Isolation voltage	3000	V AC
f	Frequency	DC	
$I_c$	Current consumption (max)	100	mA

### Accuracy - Dynamic performance data

X	Accuracy @ $I_{PN}$ , $T_A=25^\circ C$	$\pm 1$	%
$\epsilon_L$	Linearity	$\pm 0.75$	%
$t_r$	Response time @ 90% of $I_{PN}$	< 300	mS

### General data

$T_A$	Ambient operating temperature (0-95% RH)	- 20 .. + 50	$^\circ C$
$T_S$	Ambient storage temperature	- 20 .. + 85	$^\circ C$
m	Mass	120	g

### Features

- DC Measurement
- Split core box
- Voltage output
- Jumper selectable ranges
- Panel mounting
- Extended measuring range

### Advantages

- Large aperture
- High isolation between primary and secondary circuits
- Easy to mount
- No insertion losses

### Applications

- Battery Banks
  - Monitors load current.
  - Monitors charging current.
  - Verifies operation.
- Transportation
  - Measures traction power or auxiliary loads.
- Electric Heating Elements
  - Faster response than temperature sensors.

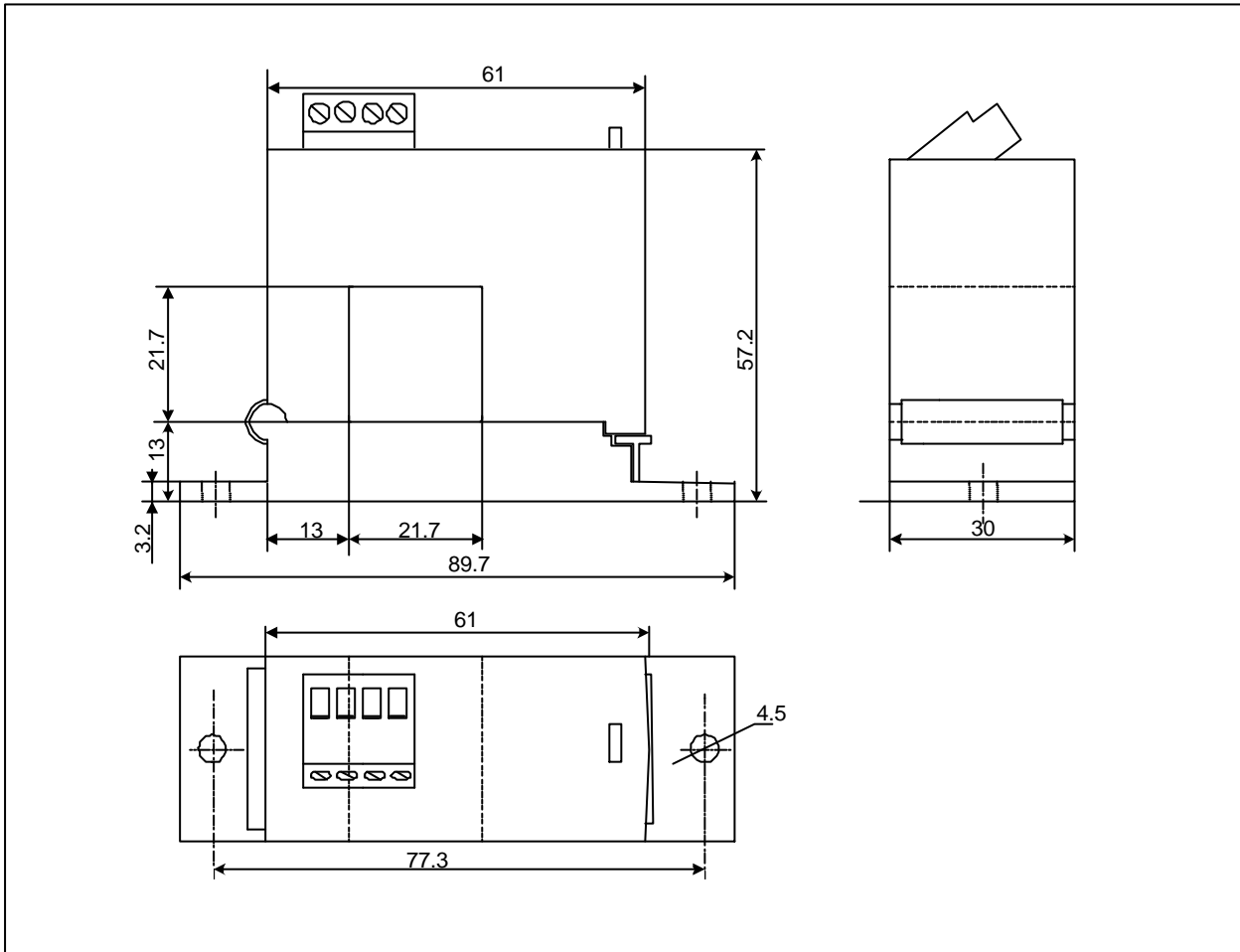
### Options on request

- DIN mounting

**Note :** <sup>1)</sup> For 0-3 V output model, no saturation output up to 3.5 V  
for 0-5 V output model, no saturation output up to 5.75 V  
and for 0-10 V output model, no saturation output up to 11.5 V

040405/5

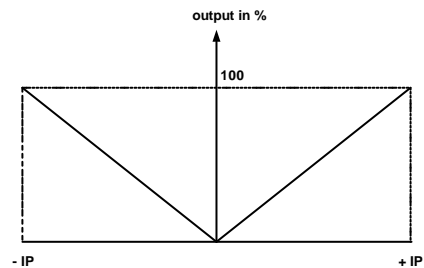
## Dimensions DK-B5/10 (unit : mm, 1mm = 0.0394 inch)



### Mechanical characteristics

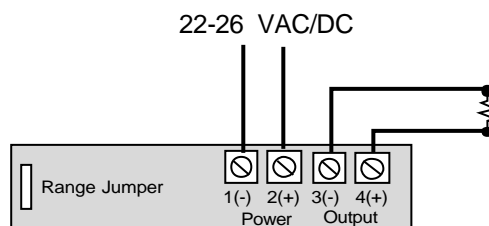
- General tolerance  $\pm 1$  mm
- Primary aperture 21.7 mm sq.
- Panel mounting 2 holes  $\varnothing 4.5$ mm
- Distance between holes 77.3 mm

### Output



### Connections

- 2 x UNC8 Cylindric Head



- Dead front captive screw terminals
- 12-22AWG solid or stranded