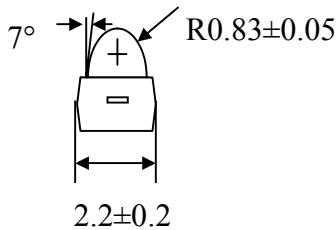
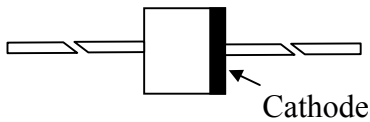
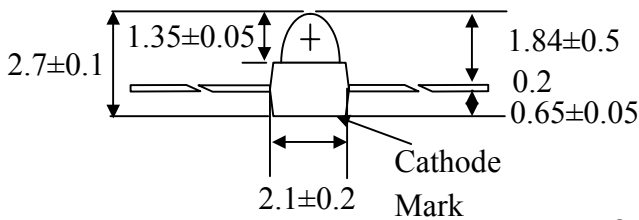
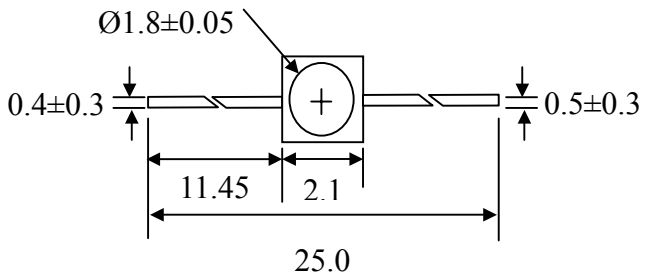


A-BRIGHT A-BRIGHT INDUSTRIAL CO., LTD.
 AXIAL LED LAMPS

SUPER ORANGE RED AXIAL LED LAMPS

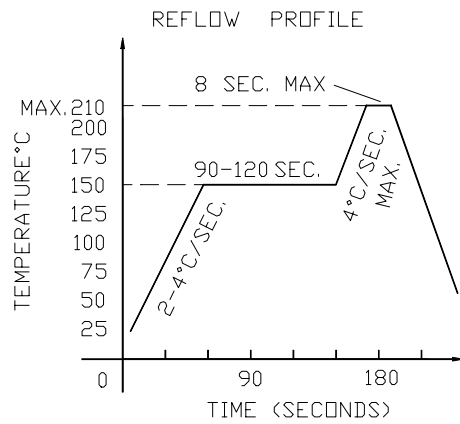
Part Number: AL-XJB361

Package outlines & Re-flow Profile



Anode mark for
 AL-XSx361
 AL-XDx361
 AL-XDx361

■Reflow Temp/Time



■Soldering iron

Basic spec is $\leq 5\text{sec}$ when 260°C . If temperature is higher, time should be shorter ($+10^\circ\text{C} \rightarrow -1\text{sec}$). Power dissipation of iron should be smaller than 15W, and temperatures should be controllable. Surface temperature of the device should be under 230°C .

ITEM	MATERIALS
Resin (mold)	Epoxy
Lens color	Water Clear
Printed circuit board	BT
Dice	AllnGaP
Emitted color	Super orange red

NOTES:

1. All dimensions are in millimeters (inches);
2. Tolerances are $\pm 0.1\text{mm}$ (0.004inch) unless otherwise noted.

A-BRIGHT A-BRIGHT INDUSTRIAL CO., LTD.
 AXIAL LED LAMPS

Part Number: AL-HJB361

ELECTRO-OPTICAL CHARACTERISTICS

(T_A=25°C)

Parameter	Test Condition	Symbol	Value	Unit
Viewing angle at 50% I _v	I _f =10mA	θ	35	Deg
Forward voltage (Typ.)	I _f =20mA	V _f	2.10	V
(Max.)			2.60	
CIE Coordinates X (Typ.)	I _f =20mA	--		--
Y (Typ.)				
Luminous intensity (Typ.)	I _f =20mA	I _v	150	mcd
WAVELENGTH	I _f =20mA		λ p(nm)	620
			λ d(nm)	615

Absolute maximum ratings

(T_A=25°C)

Parameter	Symbol	Value	Unit
Forward current	I _f	30	mA
Reverse voltage	V _r	5	V
Operating temperature range	T _{op}	-20 ~+80	°C
Storage temperature range	T _{stg}	-20 ~+100	°C
Peak pulsing current (1/8 duty f=1kHz)	I _{fp}	100	mA

A-BRIGHT A-BRIGHT INDUSTRIAL CO., LTD.

AXIAL LED LAMPS

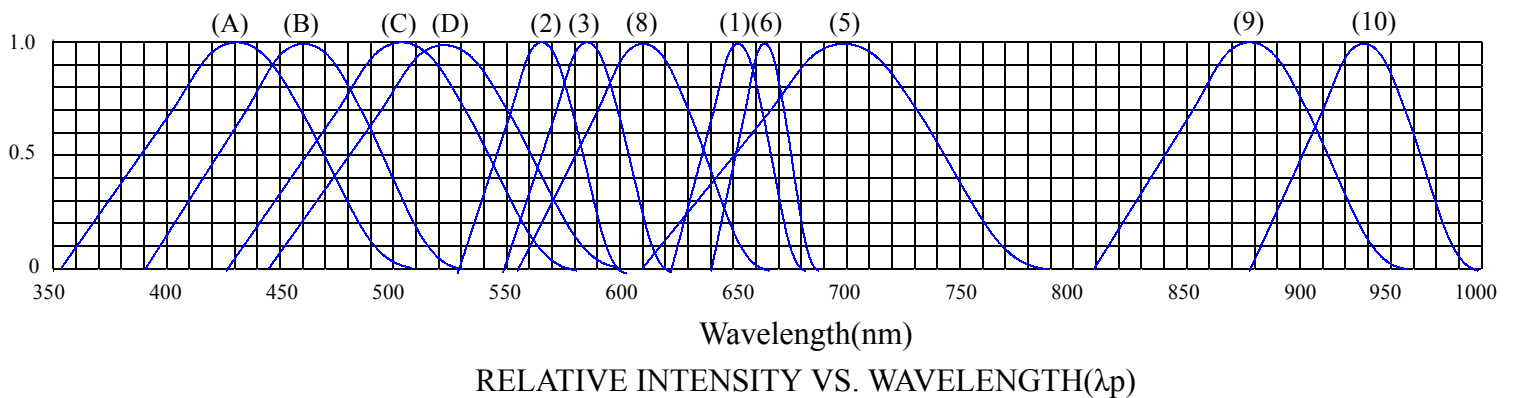
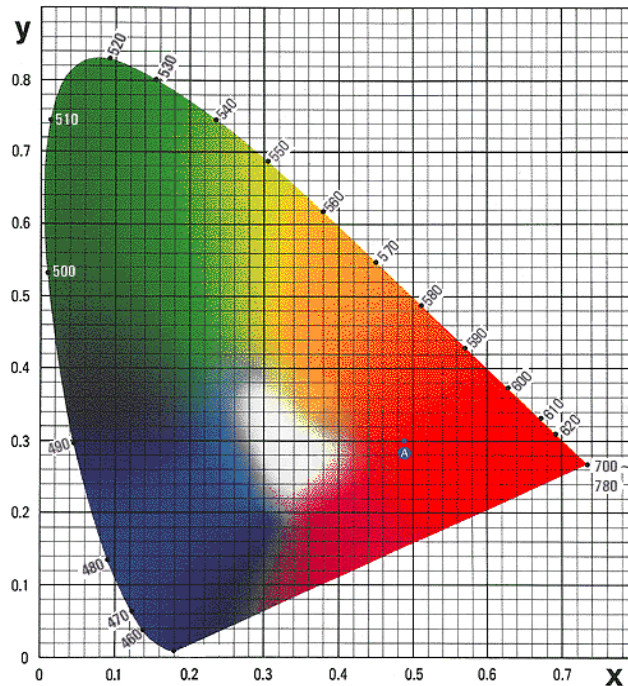
Part Number: AL-XJB361

Test items and results of reliability

Type	Test Item	REF. Standard	Test Conditions	Note	Number of Damaged
Environmental Sequence	Temperature Cycle	JIS C 7021 (1977)A-4	-20°C ⇒ 25°C ⇒ 80°C ⇒ 25°C 30mins, 5mins, 30mins, 5mins	100 cycle	0/100
	Thermal Shock	MIL-STD-107D	-20°C ⇒ 80°C 15mins, 15mins	100 cycle	0/100
	High Humidity Heat Cycle	JIS C 7021 (1977)A-5	30°C ⇒ 65°C 90%RH 24hrs/1cycle	10 cycle	0/100
	High Temperature Storage	JIS C 7021 (1977)B-10	T _a =80°C	1000 hrs	0/100
	Humidity Heat Storage	JIS C 7021 (1977)B-11	T _a =60°C RH=90%	1000 hrs	0/100
	Low Temperature Storage	JIS C 7021 (1977)B-12	T _a =-30°C	1000 hrs	0/100
Operation Sequence	Life Test	JIS C 7035 (1985)	T _a =25°C I _F =20mA	1000 hrs	0/100
	High Humidity Heat Life Test	*	60°C RH=90% I _F =20mA	500 hrs	0/100
	Low Temperature Life Test	*	T _a =-20°C I _F =20mA	1000 hrs	0/100

* Refer to reliability test standard specification for in this line.

◆ TYPICAL ELECTRICAL-OPTICAL CHARACTERISTICS CURVES

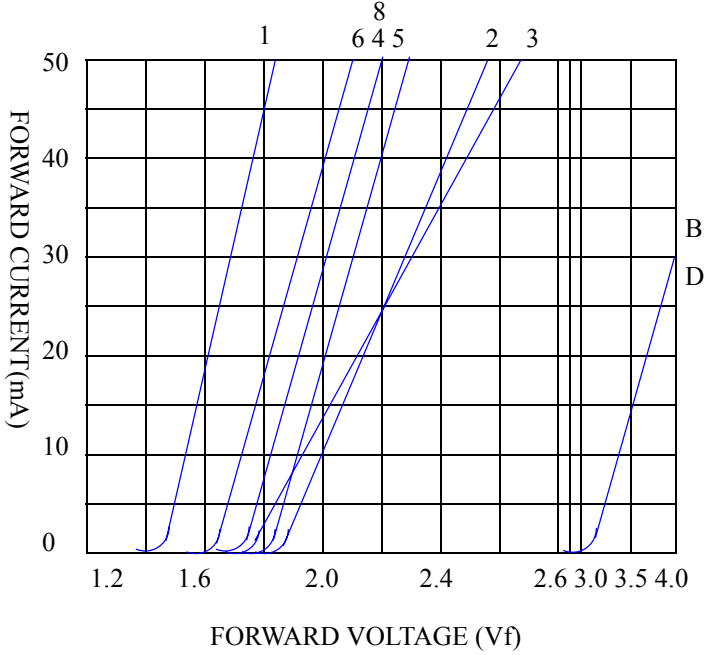


- (1) GaAsP/GaAs 655nm/Red
- (2) GaP 568nm/ Yellow Green
- (3) GaAsP/GaP 585nm/Yellow
- (4) GaAsP/GaP 635nm/Orange & Hi-Eff Red
- (5) GaP 700nm/Bright Red
- (6) GaAlAs/GaAs 660nm/Super Red
- (8) GaAsP/GaP 610nm/Super Red

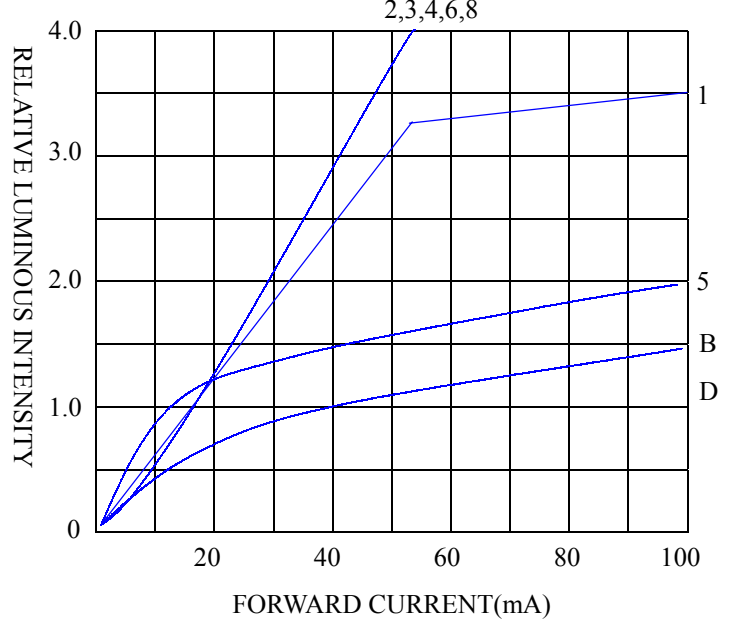
- (9)- GaAlAs 880nm
- (10)-GaAs/GaAs&GaAlAs/GaAs 940nm
- (A)- GaN 430nm/Blue
- (B)- InGaN 470nm/Blue
- (C)- InGaN 502nm/Ultra Green
- (D)- InGaN 523nm/Ultra Green

◆ CHARACTERISTICS DIAGRAMS

FORWARD CURRENT VS. FORWARD VOLTAGE



RELATIVE LUMINOUS INTENSITY VS. FORWARD CURRENT



FORWARD CURRENT VS. AMBIENT TEMPERATURE

