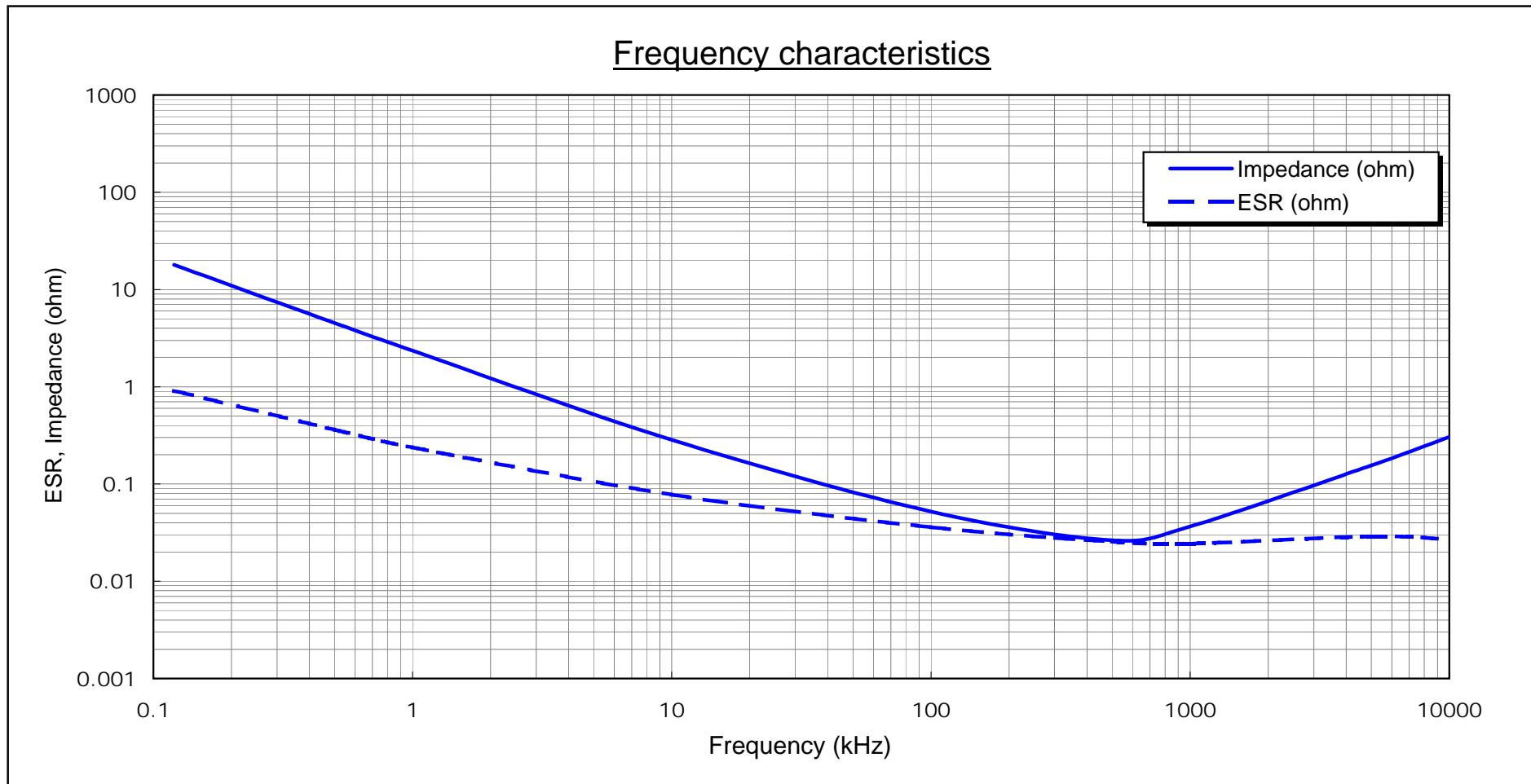


# OS-CON DATA SHEET

OS-CON 20SVP68M

No.OS02N-DFSVP036

Frequency (kHz)	0.12	0.5	1	10	100	500	1000	5000	10000
Impedance (ohm)	17.943	4.539	2.345	0.285	0.052	0.026	0.037	0.155	0.304
ESR (ohm)	0.910	0.362	0.238	0.078	0.036	0.026	0.024	0.029	0.027



Measuring equipment: HP4194A  
Test fixture: HP16047C  
Measuring position: root of leads

OS Engineering Department, OS-CON Control Department  
Saga SANYO Industries Co., Ltd.

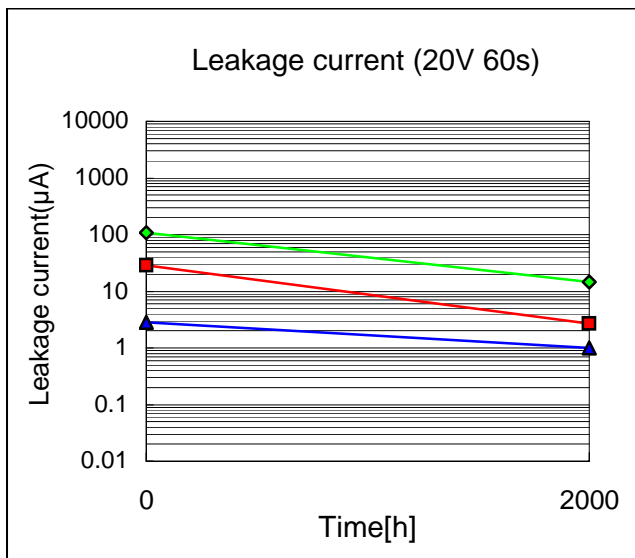
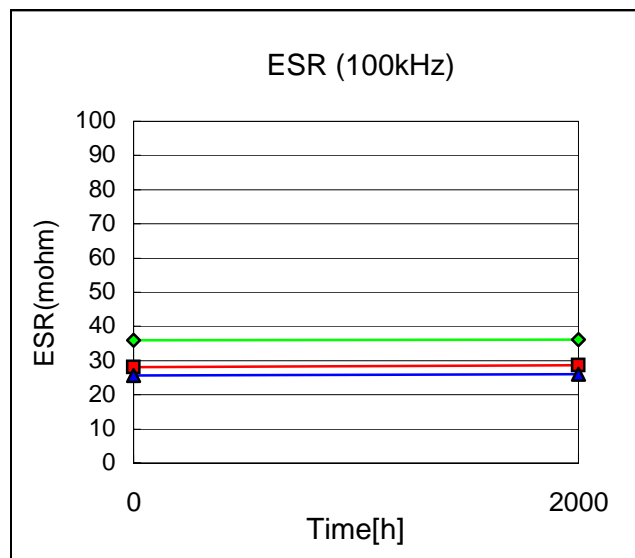
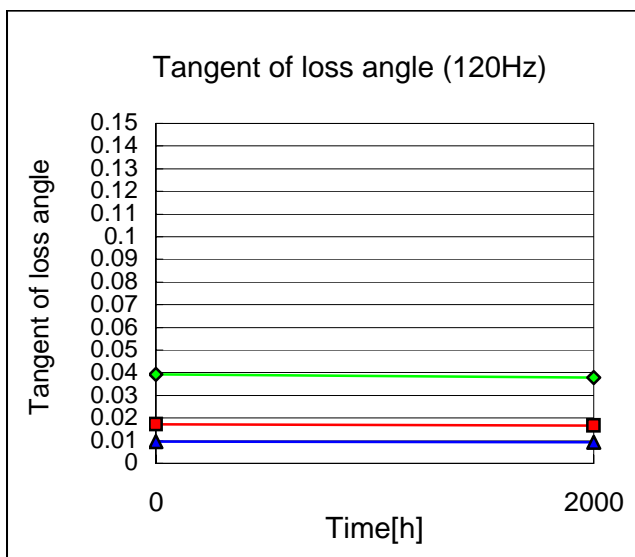
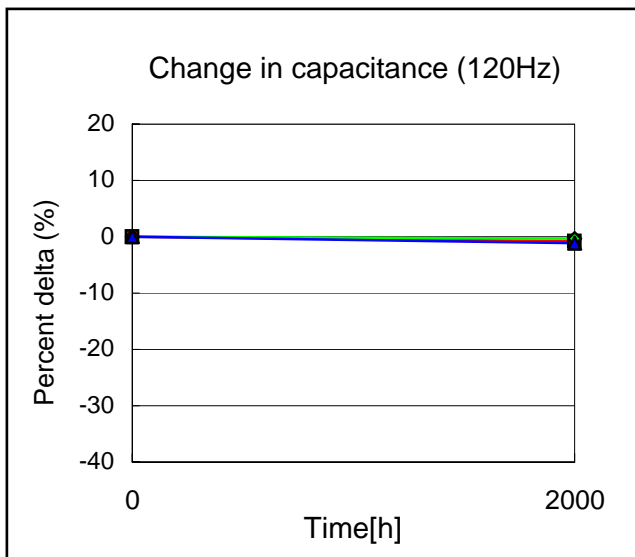
n = 3p.(Ave.)  
Room temperature

# OS-CON DATA SHEET

**OSCON**™ SVP series

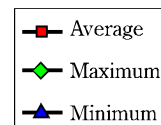
SANYO

Test item Endurance (After V.P.S test)	Test temperature 105 deg.C	Model 20SVP68M
	Applied voltage 20 V	Lot No. 142003241



Note: n =30p.

Note: V.P.S test conditions : 230deg.Cx75sx2times  
(V.P.S = Vapor Phase Soldering method)



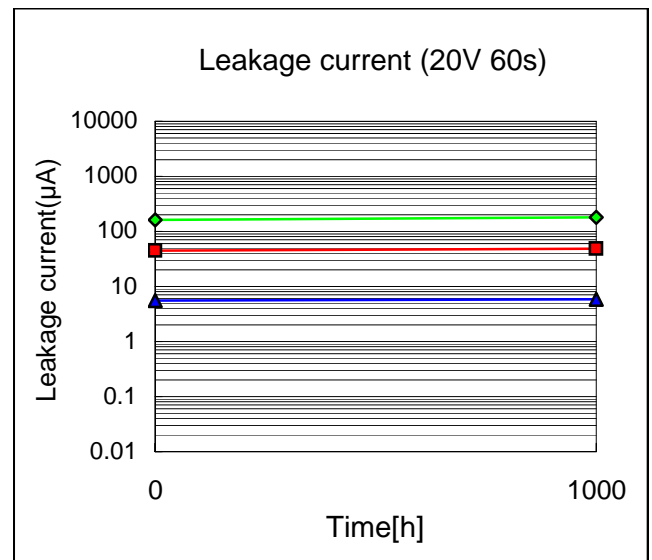
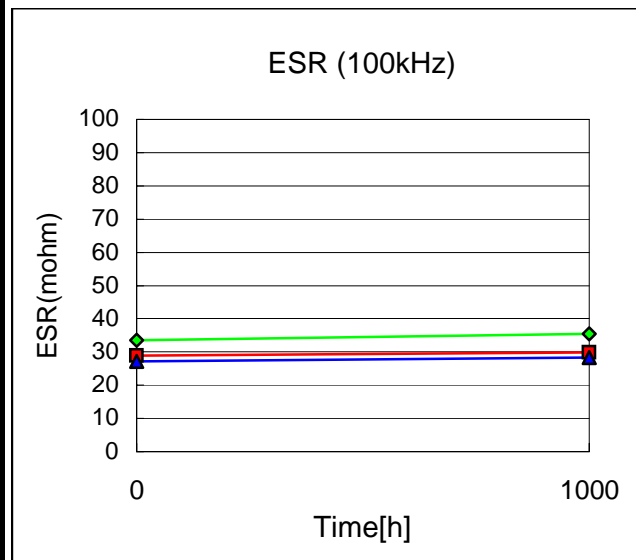
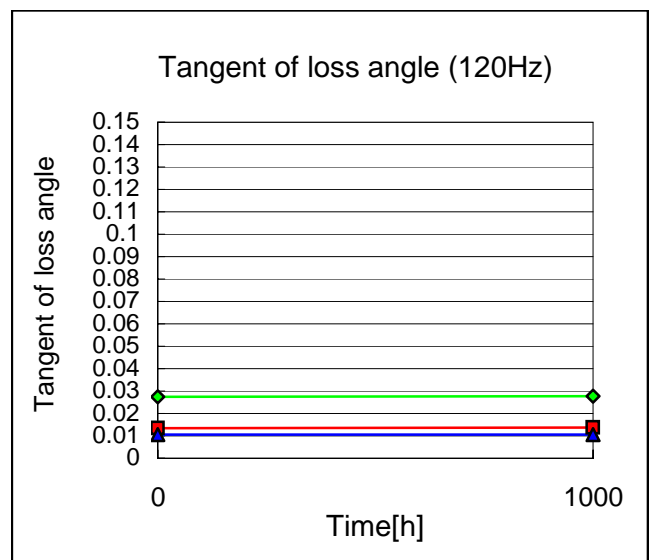
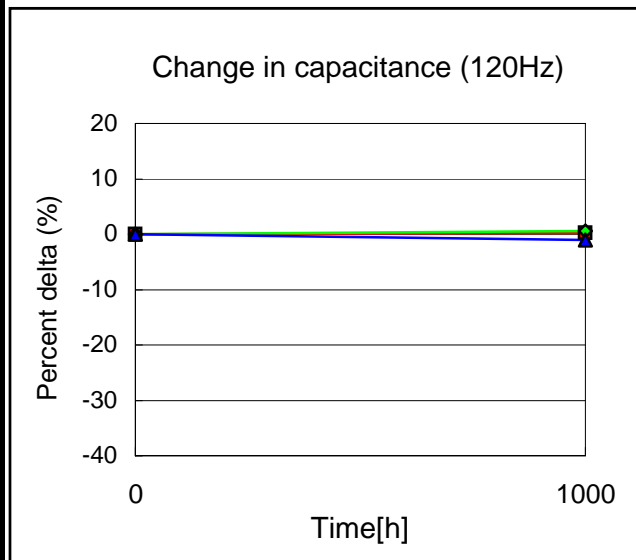
Start on August 23, 2001	Executed by M. Koyama	
End on November 14, 2001	Drawn by M. Kimura	No.OS02D-DESVP036
OS Engineering Department, OS-CON Control Department, Saga SANYO Industries Co., Ltd.		

# OS-CON DATA SHEET

OSCON™ SVP series

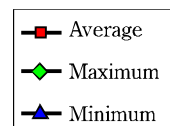
SANYO

Test item Damp heat (Steady state) (After V.P.S test)	Test temperature 60 deg.C	Model 20SVP68M
	Test humidity 90 % RH	Lot No. 220903261



Note: n =20p.

Note: V.P.S test conditions : 230deg.Cx75sx2times  
(V.P.S = Vapor Phase Soldering method)



Start on April 1, 2002	Executed by M. Koyama	
End on May 14, 2002	Drawn by M. Kimura	No.OS02D-DHSVP036
OS Engineering Department, OS-CON Control Department, Saga SANYO Industries Co., Ltd.		